

Updated 23/05/2023

ATTACHMENTS

VOLUME 1

ITEMS 12.1.1 – 12.3.3

Under Separate Cover

Ordinary Council Meeting
Wednesday, 31 May 2023

Table of Contents

12.1.1 Statement of Financial Activity for the period ending 31 March 2023	
Attachment 1 Monthly Statement of Financial Activity - March 2023.....	4
Attachment 2 Material Variances - March 2023.....	28
Attachment 3 Payments made under authority - March 2023.....	32
Attachment 4 Credit Cards March 2023.....	95
12.2.1 Community Safety Plan Evaluation	
Attachment 1 Evaluation of the Town of Port Hedland Community Safety Plan 2019-2022.....	112
12.2.2 Courthouse Gallery Quarterly Report - Quarter 3 January to March 2023	
Attachment 1 Courthouse Gallery Quarterly Report - January to March 2023.....	146
12.3.1 Initiation of Amendment Number 3 to the Town of Port Hedland Local Planning Scheme No. 7 Rezoning of 'Service Commercial' Lots to 'Mixed Use'	
Attachment 1 Amendment Report.....	180
Attachment 2 Amendment Mapping.....	196
12.3.2 Omnibus Scheme Amendment No. 1 to Local Planning Scheme No. 7	
Attachment 1 LPS 7 Omnibus Amendment No. 1 Report - Amended.....	198
Attachment 2 LPS 7 Omnibus Amendment Mapping	216
Attachment 3 Schedule of Submissions	230
12.3.3 Request for funding partnership - Care for Hedland	
Attachment 1 Care for Hedland request	236
Attachment 2 Partnership Proposal from Care for Hedland for ToPH.....	237

TOWN OF PORT HEDLAND
MONTHLY FINANCIAL REPORT
(Containing the Statement of Financial Activity)
For the period ending 31 March 2023

LOCAL GOVERNMENT ACT 1995
LOCAL GOVERNMENT (FINANCIAL MANAGEMENT) REGULATIONS 1996

TABLE OF CONTENTS

Executive Summary	2
Basis of Preparation	3
Key Terms	4
Statement of Financial Activity by Nature or Type	5
Note 1 Statement of Financial Activity Information	6
Note 2 Cash and Financial Assets	7
Note 3 Receivables	8
Note 4 Other Current Assets	9
Note 5 Payables	10
Note 6 Disposal of Assets	11
Note 7 Capital Acquisitions	12
Note 8 Borrowings	16
Note 9 Lease Liabilities	17
Note 10 Reserve Accounts	18
Note 11 Other Current Liabilities	19
Note 12 Operating grants and contributions	20
Note 13 Non operating grants and contributions	22
Note 14 Trust Fund	23
Note 15 Explanation of Material Variances	24

MONTHLY FINANCIAL REPORT
FOR THE PERIOD ENDED 31 MARCH 2023

EXECUTIVE SUMMARY

Funding surplus / (deficit) Components

	Funding surplus / (deficit)			
	Adopted Budget	YTD Budget (a)	YTD Actual (b)	Var. \$ (b)-(a)
Opening	(\$5.42 M)	(\$5.42 M)	\$0.09 M	\$5.50 M
Closing	\$2.30 M	(\$23.10 M)	\$35.21 M	\$58.31 M

Refer to Statement of Financial Activity

Cash and cash equivalents		
	\$194.52 M	% of total
Unrestricted Cash	\$39.27 M	20.2%
Restricted Cash	\$155.24 M	79.8%

Refer to Note 2 - Cash and Financial Assets

Payables		
	\$1.45 M	% Outstanding
Trade Payables	\$0.79 M	
0 to 30 Days		97.0%
Over 30 Days		3.0%
Over 90 Days		1.6%

Refer to Note 5 - Payables

Receivables		
	\$2.53 M	% Collected
Rates Receivable	\$2.20 M	96.6%
Trade Receivable	\$2.53 M	% Outstanding
Over 30 Days		23.6%
Over 90 Days		10.8%

Refer to Note 3 - Receivables

Key Operating Activities

Amount attributable to operating activities			
Adopted Budget	YTD Budget (a)	YTD Actual (b)	Var. \$ (b)-(a)
(\$10.86 M)	(\$8.42 M)	\$11.64 M	\$20.06 M

Refer to Statement of Financial Activity

Rates Revenue		
YTD Actual	\$63.08 M	% Variance
YTD Budget	\$62.14 M	1.5%

Refer to Statement of Financial Activity

Operating Grants and Contributions		
YTD Actual	\$3.83 M	% Variance
YTD Budget	\$2.78 M	37.5%

Refer to Note 12 - Operating Grants and Contributions

Fees and Charges		
YTD Actual	\$12.73 M	% Variance
YTD Budget	\$12.49 M	1.9%

Refer to Statement of Financial Activity

Key Investing Activities

Amount attributable to investing activities			
Adopted Budget	YTD Budget (a)	YTD Actual (b)	Var. \$ (b)-(a)
(\$67.26 M)	(\$50.31 M)	(\$43.09 M)	\$7.23 M

Refer to Statement of Financial Activity

Proceeds on sale		
YTD Actual	\$0.15 M	%
Adopted Budget	\$1.74 M	(91.3%)

Refer to Note 6 - Disposal of Assets

Asset Acquisition		
YTD Actual	\$43.27 M	% Spent
Adopted Budget	\$82.29 M	(47.4%)

Refer to Note 7 - Capital Acquisitions

Capital Grants		
YTD Actual	\$0.00 M	% Received
Adopted Budget	\$12.67 M	(100.0%)

Refer to Note 7 - Capital Acquisitions

Key Financing Activities

22

Amount attributable to financing activities			
Adopted Budget	YTD Budget (a)	YTD Actual (b)	Var. \$ (b)-(a)
\$85.84 M	\$41.05 M	\$0.00 M	(\$41.05 M)

Refer to Statement of Financial Activity

Borrowings	
Principal repayments	\$0.00 M
Interest expense	\$0.00 M
Principal due	\$19.30 M

Refer to Note 8 - Borrowings

Reserves	
Reserves balance	\$155.24 M

Refer to Note 10 - Cash Reserves

Lease Liability	
Principal repayments	\$0.11 M
Interest expense	\$0.00 M
Principal due	\$0.12 M

Refer to Note 9 - Lease Liabilities

This information is to be read in conjunction with the accompanying Financial Statements and notes.

**MONTHLY FINANCIAL REPORT
FOR THE PERIOD ENDED 31 MARCH 2023**

BASIS OF PREPARATION

BASIS OF PREPARATION

The financial report has been prepared in accordance with Australian Accounting Standards (as they apply to local governments and not-for-profit entities) and interpretations of the Australian Accounting Standards Board, and the *Local Government Act 1995* and accompanying Regulations.

The *Local Government Act 1995* and accompanying Regulations take precedence over Australian Accounting Standards where they are inconsistent.

The Local Government (Financial Management) Regulations 1996 specify that vested land is a right-of-use asset to be measured at cost, and is considered a zero cost concessionary lease. All right-of-use assets under zero cost concessionary leases are measured at zero cost rather than at fair value, except for vested improvements on concessionary land leases such as roads, buildings or other infrastructure which continue to be reported at fair value, as opposed to the vested land which is measured at zero cost. The measurement of vested improvements at fair value is a departure from AASB 16 which would have required the Town to measure any vested improvements at zero cost.

Accounting policies which have been adopted in the preparation of this financial report have been consistently applied unless stated otherwise. Except for cash flow and rate setting information, the financial report has been prepared on the accrual basis and is based on historical costs, modified, where applicable, by the measurement at fair value of selected non-current assets, financial assets and liabilities.

THE LOCAL GOVERNMENT REPORTING ENTITY

All funds through which the Town controls resources to carry on its functions have been included in the financial statements forming part of this financial report.

All monies held in the Trust Fund are excluded from the financial statements. A separate statement of those monies appears at Note 14 to these financial statements.

SIGNIFICANT ACCOUNTING POLICES

CRITICAL ACCOUNTING ESTIMATES

The preparation of a financial report in conformity with Australian Accounting Standards requires management to make judgements, estimates and assumptions that effect the application of policies and reported amounts of assets and liabilities, income and expenses.

The estimates and associated assumptions are based on historical experience and various other factors believed to be reasonable under the circumstances; the results of which form the basis of making the judgements about carrying values of assets and liabilities not readily apparent from other sources. Actual results may differ from these estimates.

The balances, transactions and disclosures impacted by accounting estimates are as follows:

- estimation of fair values of certain financial assets
- estimation of fair values of fixed assets shown at fair value
- impairment of financial assets

GOODS AND SERVICES TAX

Revenues, expenses and assets are recognised net of the amount of GST, except where the amount of GST incurred is not recoverable from the Australian Taxation Office (ATO). Receivables and payables are stated inclusive of GST receivable or payable. The net amount of GST recoverable from, or payable to, the ATO is included with receivables or payables in the statement of financial position. Cash flows are presented on a gross basis. The GST components of cash flows arising from investing or financing activities which are recoverable from, or payable to, the ATO are presented as operating cash flows.

ROUNDING OFF FIGURES

All figures shown in this statement are rounded to the nearest dollar.

PREPARATION TIMING AND REVIEW

Date prepared: All known transactions up to 31 March 2023

KEY TERMS AND DESCRIPTIONS**FOR THE PERIOD ENDED 31 MARCH 2023****NATURE OR TYPE DESCRIPTIONS****REVENUE****RATES**

All rates levied under the *Local Government Act 1995*. Includes general, differential, specified area rates, minimum rates, interim rates, back rates, ex-gratia rates, less discounts and concessions offered. Excludes administration fees, interest on instalments, interest on arrears, service charges and sewerage rates.

OPERATING GRANTS, SUBSIDIES AND CONTRIBUTIONS

Refers to all amounts received as grants, subsidies and contributions that are not non-operating grants.

NON-OPERATING GRANTS, SUBSIDIES AND CONTRIBUTIONS

Amounts received specifically for the acquisition, construction of new or the upgrading of identifiable non financial assets paid to a local government, irrespective of whether these amounts are received as capital grants, subsidies, contributions or donations.

REVENUE FROM CONTRACTS WITH CUSTOMERS

Revenue from contracts with customers is recognised when the local government satisfies its performance obligations under the contract.

FEES AND CHARGES

Revenues (other than service charges) from the use of facilities and charges made for local government services, sewerage rates, rentals, hire charges, fee for service, photocopying charges, licences, sale of goods or information, fines, penalties and administration fees. Local governments may wish to disclose more detail such as rubbish collection fees, rental of property, fines and penalties, and other fees and charges.

SERVICE CHARGES

Service charges imposed under *Division 6 of Part 6 of the Local Government Act 1995*. *Regulation 54 of the Local Government (Financial Management) Regulations 1996* identifies these as television and radio broadcasting, underground electricity and neighbourhood surveillance services. Exclude rubbish removal charges.

INTEREST EARNINGS

Interest and other items of a similar nature received from bank and investment accounts, interest on rate instalments, interest on rate arrears and interest on debtors.

OTHER REVENUE / INCOME

Other revenue, which can not be classified under the above headings, includes dividends, discounts, rebates, reimbursements etc.

PROFIT ON ASSET DISPOSAL

Excess of assets received over the net book value for assets on their disposal.

EXPENSES**EMPLOYEE COSTS**

All costs associated with the employment of person such as salaries, wages, allowances, benefits such as vehicle and housing, superannuation, employment expenses, removal expenses, relocation expenses, worker's compensation insurance, training costs, conferences, safety expenses, medical examinations, fringe benefit tax, etc.

MATERIALS AND CONTRACTS

All expenditures on materials, supplies and contracts not classified under other headings. These include supply of goods and materials, legal expenses, maintenance agreements, communication expenses, advertising expenses, membership, periodicals, publications, hire expenses, rental, postage and freight etc. Local governments may wish to disclose more detail such as contract services, consultancy, information technology, rental or lease expenditures.

UTILITIES (GAS, ELECTRICITY, WATER)

Expenditures made to the respective agencies for the provision of power, gas or water. Exclude expenditures incurred for the reinstatement of roadwork on behalf of these agencies.

INSURANCE

All insurance other than worker's compensation and health benefit insurance included as a cost of employment.

LOSS ON ASSET DISPOSAL

Shortfall between the value of assets received over the net book value for assets on their disposal.

DEPRECIATION ON NON-CURRENT ASSETS

Depreciation expense raised on all classes of assets. Excluding Land.

INTEREST EXPENSES

Interest and other costs of finance paid, including costs of finance for loan debentures, overdraft accommodation and refinancing expenses.

OTHER EXPENDITURE

Statutory fees, taxes, allowance for impairment of assets, member's fees or State taxes. Donations and subsidies made to community groups.

**STATEMENT OF FINANCIAL ACTIVITY
FOR THE PERIOD ENDED 31 MARCH 2023**

BY NATURE OR TYPE

	Ref Note	Adopted Budget (a)	Amended Budget	YTD Budget (b)	YTD Actual (c)	Forecast 30 June 2023 Closing (a)-(b)+(c)	Variance \$ (c) - (b)	Variance % ((c) - (b))/(b)	Var.
		\$'000		\$'000	\$'000	\$'000	\$'000	%	
Opening funding surplus / (deficit)	1(c)	(5,415)		(5,415)	86	86	5,501	(101.58%)	
Revenue from operating activities									
Rates		62,144		62,144	63,078	63,078	934	1.50%	
Operating grants, subsidies and contributions	12	3,711		2,783	3,827	4,755	1,044	37.50%	▲
Fees and charges		16,658		12,494	12,726	16,891	233	1.86%	
Interest earnings		1,817		1,363	5,059	5,513	3,696	271.21%	▲
Other revenue		2,232		1,674	3,638	4,196	1,964	117.31%	▲
Profit on disposal of assets	6	400		300	45	145	(255)	(85.00%)	▼
		86,961		80,758	88,372	94,577	7,615	9.43%	
Expenditure from operating activities									
Employee costs		(31,222)		(22,816)	(22,178)	(30,583)	639	2.80%	
Materials and contracts		(50,932)	(12,234)	(47,375)	(49,340)	(52,898)	(1,966)	(4.15%)	
Utility charges		(4,816)		(3,211)	(3,181)	(4,787)	29	0.92%	
Depreciation on non-current assets		(14,641)		(10,981)	(11,907)	(15,567)	(926)	(8.44%)	
Interest expenses		(856)		(642)	(74)	(288)	568	88.52%	▲
Insurance expenses		(1,411)		(1,058)	(1,070)	(1,423)	(12)	(1.09%)	
Other expenditure		(4,122)		(3,092)	(2,683)	(3,713)	409	13.23%	▲
		(108,000)		(89,174)	(90,432)	(109,258)	(1,258)	1.41%	
Non-cash amounts excluded from operating activities	1(a)	10,181		-	13,700	23,881	13,700	0.00%	▲
Amount attributable to operating activities		(10,858)		(8,416)	11,641	9,200	20,057	(238.31%)	
Investing activities									
Proceeds from non-operating grants, subsidies and contributions	13	12,667		3,680	30	9,017	(3,650)	(99.18%)	▼
Proceeds from disposal of assets	6	1,737		869	151	1,019	(718)	(82.64%)	▼
Payments for property, plant and equipment and infrastructure	7	(81,667)	(625)	(54,861)	(43,268)	70,073	11,594	21.13%	▲
Amount attributable to investing activities		(67,263)		(50,313)	(43,087)	60,037	7,226	(14.36%)	
Financing Activities									
Proceeds from new debentures	8	24,269		-	19,300	43,569	19,300	0.00%	▲
Transfer from reserves	10	84,138		56,092	47,379	75,425	8,713	(15.53%)	▼
Payments for principal portion of lease liabilities	9	(145)		(97)	(109)	157	(12)	(12.91%)	
Repayment of debentures	8	(922)		(615)	-	307	615	100.00%	▲
Transfer to reserves	10	(21,502)		(14,335)	-	7,167	14,335	100.00%	▲
Amount attributable to financing activities		85,838		41,046	66,570	111,362	25,524	62.18%	
Closing funding surplus / (deficit)	1(c)	2,302		(23,098)	35,210	60,611	58,308	252.43%	

KEY INFORMATION

▲ ▼ Indicates a variance between Year to Date (YTD) Budget and YTD Actual data as per the adopted materiality threshold.

Refer to Note 15 for an explanation of the reasons for the variance.

This statement is to be read in conjunction with the accompanying Financial Statements and Notes.

**NOTES TO THE STATEMENT OF FINANCIAL ACTIVITY
FOR THE PERIOD ENDED 31 MARCH 2023**

**NOTE 1
STATEMENT OF FINANCIAL ACTIVITY INFORMATION**

(a) Non-cash items excluded from operating activities

The following non-cash revenue and expenditure has been excluded from operating activities within the Statement of Financial Activity in accordance with *Financial Management Regulation 32*.

	Notes	Adopted Budget	YTD Budget (a)	YTD Actual (b)
Non-cash items excluded from operating activities		\$'000	\$'000	\$'000
Adjustments to operating activities				
Less: Profit on asset disposals	6	(400)	-	(82)
Movement in inventory (non-current)		-	-	1,710
Movement in contract liabilities (non-current)		(4,060)	-	-
Movements other		-	-	128
Add: Loss on asset disposals	6	-	-	37
Add: Depreciation on assets		14,641	-	11,907
Total non-cash items excluded from operating activities		10,181	-	13,700

(b) Adjustments to net current assets in the Statement of Financial Activity

The following current assets and liabilities have been excluded from the net current assets used in the Statement of Financial Activity in accordance with *Financial Management Regulation 32* to agree to the surplus/(deficit) after imposition of general rates.

		Opening	Last Year Closing 30 June 2022	Year to Date 31 March 2023
Adjustments to net current assets				
Less: Reserves - restricted cash	10	(183,782)	(202,624)	(155,244)
Less: - Financial assets at amortised cost - self supporting loans	4	0	(11)	(11)
Less: Land held for resale		(1,344)	(1,710)	-
Add: Provisions for Capex Airport Works		25,743	-	-
Add: Other Provisions		13,637	400	400
Add: Employee related provisions	11	876	2,123	2,027
Add: Lease liabilities	9	276	145	36
Add: Prepaid PHIA Lease premium		924	924	924
Total adjustments to net current assets		(143,670)	(200,753)	(151,868)

(c) Net current assets used in the Statement of Financial Activity

Current assets				
Cash and Cash Equivalents	2	2,411	45,174	39,273
Other Financial Assets	2	183,782	169,653	155,244
Rates receivable	3	61	2,277	2,196
Trade & Other receivables	3	5,799	3,414	2,531
Other assets	4	1,969	3,177	3,988
Less: Current liabilities				
Trade and other payables	5	(4,034)	(12,409)	(1,526)
Borrowings	8	(13,637)	-	(441)
Contract liabilities	11	(4,224)	(7,780)	(11,723)
Lease liabilities	9	(276)	(145)	(36)
Provisions	11	(28,042)	(2,523)	(2,427)
Less: Total adjustments to net current assets	1(b)	(143,670)	(200,753)	(151,868)
Closing funding surplus / (deficit)		139	86	35,210

CURRENT AND NON-CURRENT CLASSIFICATION

In the determination of whether an asset or liability is current or non-current, consideration is given to the time when each asset or liability is expected to be settled. Unless otherwise stated assets or liabilities are classified as current if expected to be settled within the next 12 months, being the Council's operational cycle.

**NOTES TO THE STATEMENT OF FINANCIAL ACTIVITY
FOR THE PERIOD ENDED 31 MARCH 2023**

**OPERATING ACTIVITIES
NOTE 2
CASH AND FINANCIAL ASSETS**

Description	Classification	Unrestricted \$'000	Restricted \$'000	Total Cash \$'000	Institution	Interest Rate	Maturity Date
Cash on hand	Cash and cash equivalents	15,517					
Term deposit	Cash and cash equivalents	23,756	31,244	55,000	CBA	3.90%	12/04/2023
Term deposit	Financial assets at amortised cost		7,000	7,000	WESTPAC	4.16%	15/06/2023
Term deposit	Financial assets at amortised cost		40,000	40,000	NAB	4.07%	3/06/2023
Term deposit	Financial assets at amortised cost		25,000	25,000	NAB	3.55%	23/04/2023
Term deposit	Financial assets at amortised cost		12,000	12,000	NAB	3.75%	15/05/2023
Term deposit	Financial assets at amortised cost		20,000	20,000	WESTPAC	4.25%	8/06/2023
Term deposit	Financial assets at amortised cost		20,000	20,000	AMP Bank	4.93%	13/06/2023
Total		39,273	155,244	194,517			
Comprising							
Cash and cash equivalents		39,273	31,244	70,517			
Financial assets at amortised cost		-	124,000	124,000			
		39,273	155,244	194,517			

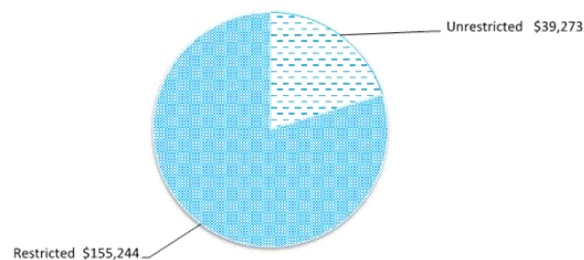
KEY INFORMATION

Cash and cash equivalents include cash on hand, cash at bank, deposits available on demand with banks and other short term highly liquid investments with original maturities of three months or less that are readily convertible to known amounts of cash and which are subject to an insignificant risk of changes in value. Bank overdrafts are reported as short term borrowings in current liabilities in the statement of net current assets.

The local government classifies financial assets at amortised cost if both of the following criteria are met:

- the asset is held within a business model whose objective is to collect the contractual cashflows, and
- the contractual terms give rise to cash flows that are solely payments of principal and interest.

Financial assets at amortised cost held with registered financial institutions are listed in this note other financial assets at amortised cost are provided in Note 4 - Other assets.



**NOTES TO THE STATEMENT OF FINANCIAL ACTIVITY
FOR THE PERIOD ENDED 31 MARCH 2023**

**OPERATING ACTIVITIES
NOTE 3
RECEIVABLES**

Rates receivable	30 June 2022	31 Mar 2023
	\$'000	\$'000
Opening arrears previous years	3,764	2,277
Levied this year	58,865	63,078
Less - collections to date	(60,352)	(63,159)
Gross rates collectable	2,277	2,196
Allowance for impairment of receivables not relating to contracts with customers		
Net rates collectable	2,277	2,196
% Collected	96.4%	96.6% *See note

*Collections for ESL levy and sanitation are included in the receivable figure but are not included in the figure for rates levied this year.

Receivables - general	Credit	Current	30 Days	60 Days	90+ Days	Total
	\$	\$	\$	\$	\$	\$
Receivables - general	0	1,305	220	1	185	1,711
Percentage	0.0%	76.3%	12.8%	0%	10.8%	
Balance per trial balance						
Trade & other receivables						1,711
GST Receivable						1,008
Allowance for impairment current						(188)
Total receivables general outstanding						2,531

Amounts shown above include GST (where applicable)

KEY INFORMATION

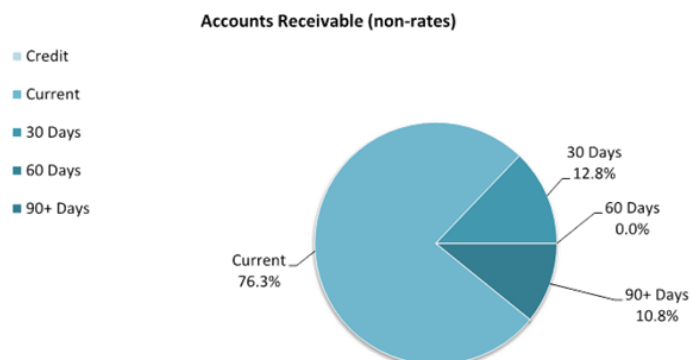
Trade and other receivables include amounts due from ratepayers for unpaid rates and service charges and other amounts due from third parties for goods and services performed in the ordinary course of business.

Trade receivables are recognised at original invoice amount less any allowances for uncollectable amounts (i.e. impairment). The carrying amount of net trade receivables is equivalent to fair value as it is due for settlement within 30 days.

Classification and subsequent measurement

Receivables which are generally due for settlement within 30 days except rates receivables which are expected to be collected within 12 months are classified as current assets. All other receivables such as, deferred pensioner rates receivable after the end of the reporting period are classified as non-current assets.

Trade and other receivables are held with the objective to collect the contractual cashflows and therefore the Town measures them subsequently at amortised cost using the effective interest rate method.



**NOTES TO THE STATEMENT OF FINANCIAL ACTIVITY
FOR THE PERIOD ENDED 31 MARCH 2023**

**OPERATING ACTIVITIES
NOTE 4
OTHER CURRENT ASSETS**

	Opening Balance 1 July 2022	Asset Increase	Asset Reduction	Closing Balance 31 March 2023
	\$'000	\$'000	\$'000	\$'000
Other current assets				
Other financial assets at amortised cost				
Loans receivable - Clubs/Inst current	11	-	-	11
Inventory				
Inventories - Depot	455	-	-	455
Inventories - J D Hardie	2	-	-	2
Inventories - Leisure	1	-	-	1
Inventories - Matt Dann	16	-	-	16
Inventories [describe]	-	-	-	-
Land held for resale				
Other Assets				
Prepayments	469	1,201	984	686
Accrued Income current	524	2,818	(524)	2,818
Other other assets [describe]	-	-	-	-
Contract assets				
Total other current assets	1,477	4,019	(1,508)	3,988
Amounts shown above include GST (where applicable)				

KEY INFORMATION

Other financial assets at amortised cost

The Town classifies financial assets at amortised cost if both of the following criteria are met

- the asset is held within a business model whose objective is to collect the contractual cashflows, and
- the contractual terms give rise to cash flows that are solely payments of principal and interest.

Inventory

Inventories are measured at the lower of cost and net realisable value.

Net realisable value is the estimated selling price in the ordinary course of business less the estimated costs of completion and the estimated costs necessary to make the sale.

Land held for resale

Land held for development and resale is valued at the lower of cost and net realisable value. Cost includes the cost of acquisition, development, borrowing costs and holding costs until completion of development.

Borrowing costs and holding charges incurred after development is completed are expensed.

Gains and losses are recognised in profit or loss at the time of signing an unconditional contract of sale if significant risks and rewards, and effective control over the land, are passed onto the buyer at this point.

Land held for resale is classified as current except where it is held as non-current based on the Council's intentions to release for sale.

Contract assets

A contract asset is the right to consideration in exchange for goods or services the entity has transferred to a customer when that right is conditioned on something other than the passage of time.

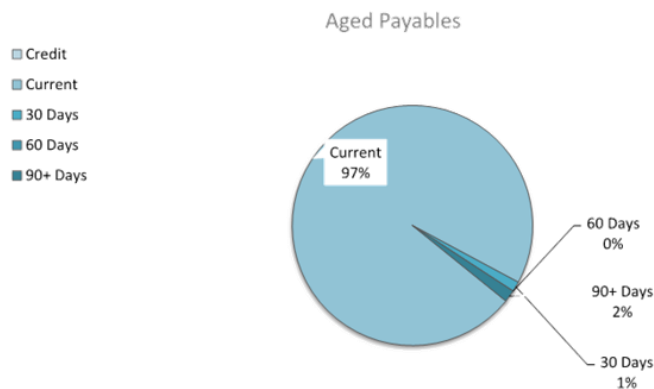
**NOTES TO THE STATEMENT OF FINANCIAL ACTIVITY
FOR THE PERIOD ENDED 31 MARCH 2023**

**OPERATING ACTIVITIES
NOTE 5
PAYABLES**

Payables - general	Credit \$'000	Current \$'000	30 Days \$'000	60 Days \$'000	90+ Days \$'000	Total \$'000
Trade payables	-	765	11	-	13	789
Percentage	0%	97%	1.4%	0%	1.6%	
Balance per trial balance						789
Sundry creditors						521
Prepaid rates						251
Statutory Liabilities						57
Bonds and deposits held						(244)
Accrued Expenditure						74
Retentions						
Total payables general outstanding						1,448
Amounts shown above include GST (where applicable)						

KEY INFORMATION

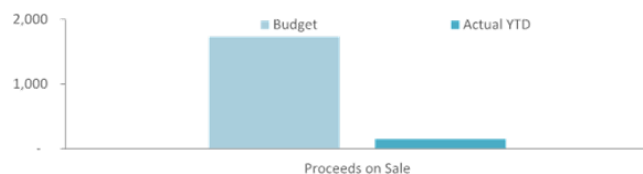
Trade and other payables represent liabilities for goods and services provided to the Shire prior to the end of the period that are unpaid and arise when the Shire becomes obliged to make future payments in respect of the purchase of these goods and services. The amounts are unsecured, are recognised as a current liability and are normally paid within 30 days of recognition. The carrying amounts of trade and other payables are considered to be the same as their fair values, due to their short-term nature.



**NOTES TO THE STATEMENT OF FINANCIAL ACTIVITY
FOR THE PERIOD ENDED 31 MARCH 2023**

**OPERATING ACTIVITIES
NOTE 6
DISPOSAL OF ASSETS**

Asset Ref.	Asset description	Budget				YTD Actual			
		Net Book Value	Proceeds	Profit	(Loss)	Net Book Value	Proceeds	Profit	(Loss)
		\$'000	\$'000	\$'000	\$'000	\$'000	\$'000	\$'000	\$'000
	Plant and equipment	1,337	1,737	400	-	-	-	-	-
	40' Containers					-	-	-	-
	Truck and machinery					-	4	4	-
	Holden Colorado Ute 4 x 4 Single Cab					7		-	(7)
	Kenworth DAF Tandem Tip Truck 1CSZ965					4	38	34	-
	Hino TTop 500 Series Crew Cab					71	48	-	(22)
	John Deere Tractor					18	17	-	(2)
	Peruzzo Panther 1800					2	-	-	(2)
	Spitwater Pressure Cleaner 3phase					3	-	-	(3)
	Float - Trailer					1	-	-	(1)
	Water Tanker					-	13	13	-
	Hino Truck					-	27	27	-
		1,337	1,737	400	-	106	151	82	(37)



**NOTES TO THE STATEMENT OF FINANCIAL ACTIVITY
FOR THE PERIOD ENDED 31 MARCH 2023**

**INVESTING ACTIVITIES
NOTE 7
CAPITAL ACQUISITIONS**

Capital acquisitions	Adopted		YTD Actual	Forecast 30 June Closing	YTD Actual Variance
	Budget	YTD Budget			
	\$'000	\$'000	\$'000	\$'000	\$'000
Land	2,650	1,767	77	961	(1,689)
Buildings - non-specialised	4,130	2,753	3,807	5,184	1,054
Buildings - specialised	21,443	14,295	12,141	19,289	(2,154)
Furniture and equipment	-	-	18	18	18
Plant & Equipment	10,123	6,749	1,755	5,130	(4,993)
Infrastructure - Roads & Bridges	2,483	1,655	2,447	3,275	792
Infrastructure - Drainage	3,024	2,016	2,129	3,137	113
Infrastructure - Footpaths	3,100	2,067	2,140	3,173	73
Infrastructure - Parks & Ovals	9,104	6,069	5,026	8,061	(1,043)
Infrastructure - Other	26,236	17,490	13,727	22,472	(3,764)
Payments for Capital Acquisitions	82,292	54,861	43,268	70,698	(11,594)
Capital Acquisitions Funded By:					
	\$'000	\$'000	\$'000	\$'000	\$'000
Capital grants and contributions	12,667	-	-	9,017	-
Borrowings	12,682	-	19,300	43,569	19,300
Other (disposals & C/Fwd)	50	869	151	1,019	(718)
Cash backed reserves					
Reserves cash backed - Plant	4,076	2,717	654	2,013	(2,063)
Reserves cash backed - housing	339	226	-	113	(226)
Reserves cash backed - Spoilbank			36,234	36,234	36,234
Reserves cash backed - Asset management	21,405	14,270	4,060	11,195	(10,210)
Reserves cash backed - Waste	2,690	1,793	112	1,009	(1,681)
Reserves cash backed - Strategic	24,628	16,419	6,319	14,528	(10,100)
Contribution - operations	3,755	18,568	(23,562)	(47,999)	(42,130)
Capital funding total	82,292	54,861	43,268	70,698	(11,594)

SIGNIFICANT ACCOUNTING POLICIES

Each class of fixed assets within either plant and equipment or infrastructure, is carried at cost or fair value as indicated less, where applicable, any accumulated depreciation and impairment losses.

Assets for which the fair value as at the date of acquisition is under \$5,000 are not recognised as an asset in accordance with *Financial Management Regulation 17A (5)*. These assets are expensed immediately.

Where multiple individual low value assets are purchased together as part of a larger asset or collectively forming a larger asset exceeding the threshold, the individual assets are recognised as one asset and capitalised.

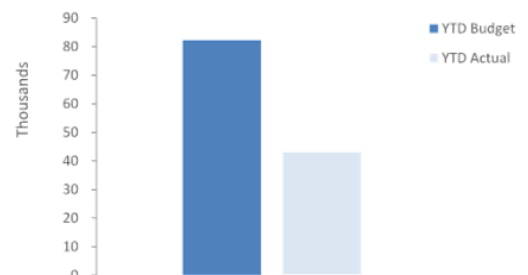
Initial recognition and measurement for assets held at cost

Plant and equipment including furniture and equipment is recognised at cost on acquisition in accordance with *Financial Management Regulation 17A*. Where acquired at no cost the asset is initially recognise at fair value. Assets held at cost are depreciated and assessed for impairment annually.

Initial recognition and measurement between mandatory revaluation dates for assets held at fair value

In relation to this initial measurement, cost is determined as the fair value of the assets given as consideration plus costs incidental to the acquisition. For assets acquired at zero cost or otherwise significantly less than fair value, cost is determined as fair value at the date of acquisition. The cost of non-current assets constructed by the Town includes the cost of all materials used in construction, direct labour on the project and an appropriate proportion of variable and fixed overheads.

Payments for Capital Acquisitions



NOTES TO THE STATEMENT OF FINANCIAL ACTIVITY
FOR THE PERIOD ENDED 31 MARCH 2023

INVESTING ACTIVITIES
NOTE 7
CAPITAL ACQUISITIONS (CONTINUED)

Account Description	Reserve Funded	Borrowings	Subsidies & Contributions	Sale of Assets	Municipal funded	Adopted amendment	Adopted		YTD Actual	Variance (Under)/Over
							Budget	YTD Budget		
PHSCH - Stage 1 Community Centre (Construction)	8,500,000	-	7,000,000	-	-	-	15,500,000	10,333,333	8,172,189	(2,161,144)
PHSCH - Masterplan Design	150,000	-	-	-	-	-	150,000	100,000	804	(99,196)
Seawalls Construction	-	5,552,300	1,400,000	-	-	-	6,952,300	4,634,867	7,891,026	3,256,159
Annual Renewal Plant Replacement Program	3,278,000	-	-	50,000	3,129,000	-	6,457,000	4,304,667	913,927	(3,390,740)
Mini Loader	100,000	-	-	-	-	-	100,000	66,667	-	(66,667)
Heavy Duty Hydraulic Mulcher	70,000	-	-	-	-	-	70,000	46,667	11,688	(34,979)
Automatic Guidepost Driver (Petrol)	2,750	-	-	-	-	-	2,750	1,833	-	(1,833)
Shade Structure at South Hedland Skate Park	4,500,000	-	-	-	-	-	4,500,000	3,000,000	3,914,253	914,253
Depot Masterplan - AMF	-	3,700,000	-	-	-	-	3,700,000	2,466,667	2,664,146	197,479
Finucane Island Boat Ramp Stage 2 - Landside Works	1,295,000	-	1,021,456	-	-	-	2,316,456	1,544,304	11,989	(1,532,315)
South Hedland Entrance Statement & Commons	778,921	-	1,321,079	-	-	-	2,100,000	1,400,000	21,502	(1,378,498)
Landfill Replacement Pond Liner	2,000,000	-	-	-	-	-	2,000,000	1,333,333	19,777	(1,313,556)
Landfill Masterplan	490,000	-	-	-	-	-	490,000	326,667	571,875	245,209
Annual Renewal Program - Drainage	2,200,000	-	-	-	-	-	2,200,000	1,466,667	1,830,303	363,637
Road Reseal Program	2,000,000	-	-	-	-	-	2,000,000	1,333,333	1,300,049	(33,285)
Regional Roads Group - Wedgefield Route 1 Connection	533,334	-	1,066,666	-	-	-	1,600,000	1,066,667	1,918,909	852,242
JD Hardie Stage 2 - Multi User Courts and Surrounds	1,349,500	-	187,500	-	-	-	1,537,000	1,024,667	1,151,851	127,184
South Hedland Townsite Activation	1,500,000	-	-	-	-	-	1,500,000	1,000,000	369,556	(630,444)
South Hedland Place Plan Implementation - Capital Part	135,000	-	-	-	-	-	135,000	90,000	-	(90,000)
Colebatch Way Land Acquisition	1,400,000	-	-	-	-	-	1,400,000	933,333	-	(933,333)
Hamilton & Roberts Road Land Acquisition	1,000,000	-	-	-	-	-	1,000,000	666,667	20,000	(646,667)
Tafe Site Land Acquisition & Development	250,000	-	-	-	-	-	250,000	166,667	57,276	(109,391)
Annual Renewal Program - Footpaths	1,000,000	-	-	-	-	-	1,000,000	666,667	486,884	(179,783)
Public Open Space Redevelopment - Marquee Park	900,000	-	-	-	-	-	900,000	600,000	61,707	(538,293)
Wilson Street Shared Path	662,500	-	437,500	-	-	-	1,100,000	733,333	1,159,723	426,389
McGregor Street Oval Surface Levelling & Lights	750,000	-	-	-	-	-	750,000	500,000	277,864	(222,136)
Koombana Lookout Grounds Beautification	1,300,000	-	-	-	-	-	1,300,000	866,667	94,952	(771,714)
Len Taplin Upgrades	660,000	-	-	-	-	-	660,000	440,000	490,517	50,517
Commercial Equipment Fit Out - Wanangkura Stadium	550,000	-	-	-	-	-	550,000	366,667	1,376	(365,291)
Dual-use Path and Lighting Masterplan	500,000	-	-	-	-	-	500,000	333,333	395,830	62,496
CCTV Upgrades	1,000,000	-	-	-	-	-	1,000,000	666,667	134,520	(532,147)
SHISH - Masterplan Design	500,000	-	-	-	-	-	500,000	333,333	139,429	(193,904)
IT Hardware & Software NEW	1,244,000	-	-	-	-	-	1,244,000	829,333	124,880	(704,453)
Leehey Street Drainage Improvements	371,621	-	-	-	-	-	371,621	247,747	10,240	(237,507)
Solar Strategy Implementation	400,000	-	-	-	-	-	400,000	266,667	29,960	(236,707)
Annual Renewal Program - Kerbing	400,000	-	-	-	-	-	400,000	266,667	286,378	19,711
Project Purple	-	250,000	-	-	-	-	250,000	166,667	-	(166,667)
Playground Softfall Renewal Program	840,000	-	-	-	-	-	840,000	560,000	195,099	(364,901)
Annual Renewal Program - Streetscapes	370,000	-	-	-	-	-	370,000	246,667	265,749	19,082

TOWN OF PORT HEDLAND | 13

Account Description	Reserve Funded	Borrowings	Subsidies & Contributions	Sale of Assets	Municipal funded	Adopted amendment	Budget	YTD Budget	YTD Actual	Variance (Under)/Over
Annual Renewal Program - Commercial Buildings	360,000	-	-	-	-	-	360,000	240,000	429,867	189,867
Staff Housing Construction		800,000	-	-	-	625,000	1,425,000	950,000	-	(950,000)
Residential Housing - Longtom Loop			-	-	-	-	-	-	1,277,544	1,277,544
Residential Housing - 85 Sutherland St			-	-	-	-	-	-	30,153	30,153
Residential Housing - Barramine Loop			-	-	-	-	-	-	8,081	8,081
Residential Housing - Oriole Way			-	-	-	-	-	-	14,430	14,430
Residential Housing - 96 Sutherland St			-	-	-	-	-	-	2,738	2,738
Residential Housing - 82 Sutherland St			-	-	-	-	-	-	14,275	14,275
Residential Housing - Rutherford	-	-	-	-	-	-	-	-	631,540	631,540
Sutherland to Richardson St Footpath Extension Stage 2	500,000	-	-	-	-	-	500,000	333,333	97,664	(235,669)
Staff Housing - Langley Gardens	-	680,000	-	-	-	-	680,000	453,333	61,405	(391,928)
Staff Housing - Dempster St Three Town House Development	-	1,700,000	-	-	-	-	1,700,000	1,133,333	1,519,889	386,555
Colin Matheson Pavilion - Stage 2 Changerooms	350,000	-	-	-	-	-	350,000	233,333	81,769	(151,565)
JD Hardie Security Upgrades	350,000	-	-	-	-	-	350,000	233,333	129,235	(104,098)
Annual Renewal Program - Turf	340,000	-	-	-	-	-	340,000	226,667	185,829	(40,838)
Annual Renewal Program - Staff Housing	325,000	-	-	-	-	-	325,000	216,667	247,311	30,644
Depot Nursery	310,000	-	-	-	-	-	310,000	206,667	2,629	(204,037)
Annual Renewal Program - Carparks	300,000	-	-	-	-	-	300,000	200,000	7,148	(192,852)
Annual Renewal Program - Irrigation Infrastructure	300,000	-	-	-	-	-	300,000	200,000	-	(200,000)
Annual Renewal Program - Restricted Access	300,000	-	-	-	-	-	300,000	200,000	154,604	(45,396)
Public Open Space Redevelopment - Pretty Pool	370,000	-	-	-	-	-	370,000	246,667	5,434	(241,232)
JD Hardie Stage 3 - Outdoor Elements (Formerly Stage 2)	270,000	-	-	-	-	-	270,000	180,000	37,919	(142,081)
Logue Court Flood Prevention Works	186,178	-	-	-	-	-	186,178	124,119	154,553	30,434
Pioneer Cemetery Upgrades - Stage 2	230,000	-	-	-	-	-	230,000	153,333	6,200	(147,133)
Wanangkura Stadium Health Club & Group Fitness Renewal	222,000	-	-	-	-	-	222,000	148,000	2,633	(145,367)
SHAC Carpark	200,000	-	-	-	-	-	200,000	133,333	1,544	(131,789)
Government Regional Officer & Service Workers Housing	200,000	-	-	-	-	-	200,000	133,333	45,016	(88,318)
Landfill Weigh Bridge Office	200,000	-	-	-	-	-	200,000	133,333	11,060	(122,274)
Wanangkura Stadium Integrity Alam Fit Out	187,100	-	-	-	-	-	187,100	124,733	3,065	(121,669)
Annual Renewal Program - Landscaping	180,000	-	-	-	-	-	180,000	120,000	15,750	(104,250)
Annual Renewal Program - Street Trees	320,000	-	-	-	-	-	320,000	213,333	38,186	(175,147)
South Hedland Cemetery Masterplan including Toilets	150,000	-	-	-	-	-	150,000	100,000	6,950	(93,051)
Wayfinding Signage	215,000	-	-	-	-	-	215,000	143,333	100,448	(42,885)
Remote Community Road Grant- Yandeyarra Road	-	-	150,000	-	-	-	150,000	100,000	48,305	(51,695)
Annual Renewal Program - BBQs	146,000	-	-	-	-	-	146,000	97,333	129,241	31,908
Park Lighting Upgrade Program	140,900	-	-	-	-	-	140,900	93,933	93,574	(360)
Hamilton Rd Stormwater Pond Access Upgrade	135,000	-	-	-	-	-	135,000	90,000	-	(90,000)
Port Hedland LIA Flood Management Project	131,160	-	-	-	-	-	131,160	87,440	133,420	45,980
Wanangkura Stadium - Compressor Change Out	128,900	-	-	-	-	-	128,900	85,933	234,159	148,226
Wanangkura Stadium Security Doors & Locks	126,500	-	-	-	-	-	126,500	84,333	1,027	(83,307)
Blackspot Program 22/23	41,334	-	82,666	-	-	-	124,000	82,667	73,266	(9,401)
Annual Renewal Program - Street Furniture	135,703	-	-	-	-	-	135,703	90,469	-	(90,469)
Rose Nowers Maintenance & Repairs	110,000	-	-	-	-	-	110,000	73,333	194,625	121,292
Bowling Club Restoration	100,000	-	-	-	-	-	100,000	66,667	453	(66,214)
Yacht Club Restoration	750,000	-	-	-	-	-	750,000	500,000	404,540	(95,460)
JD Hardie Stage 4 - Childcare Centre	50,000	-	-	-	-	-	50,000	33,333	-	(33,333)
ToPH Facilities - Access Control (Civic Centre & Col Matheson)	100,000	-	-	-	-	-	100,000	66,667	73,658	6,992
SH Lotteries House Refurbishment	100,000	-	-	-	-	-	100,000	66,667	470,140	403,474
Shade Structure Renewal Program	500,000	-	-	-	-	-	500,000	333,333	145,778	(187,555)

TOWN OF PORT HEDLAND | 14

Account Description	Reserve Funded	Borrowings	Subsidies & Contributions	Sale of Assets	Municipal funded	Adopted amendment	Budget	YTD Budget	YTD Actual	Variance (Under)/Over
South Hedland Christmas Decorations Replacement	100,000	-	-	-	-	-	100,000	66,667	-	(66,667)
Annual Renewal Program - Drinking Fountains	95,000	-	-	-	-	-	95,000	63,333	89,325	25,992
South Hedland CBD Road Safety Upgrades - Year 1 of 3	84,000	-	-	-	-	-	84,000	56,000	-	(56,000)
Prelim. Road Safety Audit & Compliance	75,000	-	-	-	-	-	75,000	50,000	20,684	(29,316)
Replacement Umbrella Shade systems at Gratwick Aquatic & Fitness Centre & South Hedland Aquatic Centre	75,000	-	-	-	-	-	75,000	50,000	12,780	(37,220)
Wanangkura Stadium - Chiller Rectification Works	65,000	-	-	-	-	-	65,000	43,333	1,829	(41,504)
Courtesy Speed Signs	60,000	-	-	-	-	-	60,000	40,000	-	(40,000)
Annual Renewal Program - Access Inclusion	50,000	-	-	-	-	-	50,000	33,333	51,131	17,798
Annual Renewal Program - Air Conditioning Replacement	50,000	-	-	-	-	-	50,000	33,333	14,714	(18,620)
Wedgfield Route 2	50,000	-	-	-	-	-	50,000	33,333	99,505	66,172
Replacement of Lane ropes & reels at Gratwick Aquatic & Fitness Centre and South Hedland Aquatic Centre	45,000	-	-	-	-	-	45,000	30,000	43,871	13,871
Scoreboard Renewal	110,000	-	-	-	-	-	110,000	73,333	89,210	15,876
Port Hedland Boat Ramp Sandblast and Repaint	67,354	-	-	-	-	-	67,354	44,903	-	(44,903)
Repair to South Hedland Aquatic Centre Pool Heating	29,000	-	-	-	-	-	29,000	19,333	242	(19,092)
Public Open Space Development - Osprey West	25,000	-	-	-	-	-	25,000	16,667	-	(16,667)
Public Open Space Redevelopment - Murdoch Drive	25,000	-	-	-	-	-	25,000	16,667	201	(16,466)
Matt Dann Theatre Lighting Fixtures Upgrade	18,100	-	-	-	-	-	18,100	12,067	-	(12,067)
South Library After Hours Returns Chute	17,000	-	-	-	-	-	17,000	11,333	-	(11,333)
South Hedland Library Shelving	15,000	-	-	-	-	-	15,000	10,000	14,565	4,565
Jimblebar Storage Extension	15,000	-	-	-	-	-	15,000	10,000	-	(10,000)
Repairs to South Hedland Aquatic Centre "Aqua Tower" Water Park	12,500	-	-	-	-	-	12,500	8,333	-	(8,333)
Catamore Court Water Supply Rectification	8,500	-	-	-	-	-	8,500	5,667	-	(5,667)
Annual Renewal Program - Smoke Detectors	6,000	-	-	-	-	-	6,000	4,000	-	(4,000)
Chambers Furniture	-	-	-	-	-	-	-	-	17,659	17,659
SHAC Pool liner	-	-	-	-	-	-	-	-	5,839	5,839
GAC Gas Storage Room Upgrade	-	-	-	-	-	-	-	-	40,501	40,501
Annual Renewal Program - Playgrounds	-	-	-	-	-	-	-	-	119,717	119,717
Spoilbank Marina - Landside Development	-	-	-	-	-	-	-	-	804	804
Colin Matheson Oval Floodlights	-	-	-	-	-	-	-	-	11,391	11,391
Koombana Lookout Grounds Beautification	-	-	-	-	-	-	-	-	10,095	10,095
Landfill Transfer station	-	-	-	-	-	-	-	-	14,022	14,022
Cooke Point Tidal Gate	-	-	-	-	-	-	-	-	764	764
Landscaping Cemetery Beach	-	-	-	-	-	-	-	-	431	431
SHISH Stage 1C - Hamilton Rd Upgrades	-	-	-	-	-	-	-	-	5,246	5,246
Spoilbank Marina: Playground Design	-	-	-	-	-	-	-	-	402	402
Storm Surge Protection	-	-	-	-	-	-	-	-	945	945
Hook lift Bins	-	-	-	-	-	-	-	-	278,053	278,053
	53,138,855	12,682,300	12,666,867	50,000	3,129,000	625,000	82,292,022	54,861,348	43,267,204	(11,594,144)

**NOTES TO THE STATEMENT OF FINANCIAL ACTIVITY
FOR THE PERIOD ENDED 31 MARCH 2023**

FINANCING ACTIVITIES

NOTE 8

BORROWINGS

Repayments - borrowings

Information on borrowings		New Loans			Principal Repayments		Principal Outstanding		Interest Repayments	
Particulars	Loan No.	1 July 2022	Actual	Budget	Actual	Budget	Actual	Budget	Actual	Budget
		\$'000	\$'000	\$'000	\$'000	\$'000	\$'000	\$'000	\$'000	\$'000
Housing										
Staff Housing			9,900	10,000		(380)	9,900	9,620		350
Community amenities										
Seawalls			5,200	10,069		(382)	5,200	9,687		352
Other property and services										
Depot Masterplan			4,200	4,200		(160)	4,200	4,040		147
Total		-	19,300	24,269	-	(922)	19,300	23,347	-	849
Current borrowings							441			
Non-current borrowings							18,859			
							19,300			

All debenture repayments were financed by general purpose revenue.

New borrowings 2022-23

Particulars	Amount Borrowed	Amount Borrowed	Institution	Loan Type	Term Years	Total Interest & Charges	Interest Rate	Amount (Used)		Balance Unspent
	Actual	Budget				\$'000	%	Actual	Budget	\$'000
Staff Housing	9,900	10,000	WATC	Principal & Interest	20	350	4.71	9,900	10,000	
Depot Facility	4,200	4,200	WATC	Principal & Interest	5	147	3.93	4,200	4,200	
Seawalls	5,200	10,069	WATC	Principal & Interest	10	352	4.71	5,200	10,069	
	19,300	24,269				849		19,300	24,269	-

KEY INFORMATION

Borrowing costs are recognised as an expense when incurred except where they are directly attributable to the acquisition, construction or production of a qualifying asset. Where this is the case, they are capitalised as part of the cost of the particular asset until such time as the asset is substantially ready for its intended use or sale.

Fair values of borrowings are not materially different to their carrying amounts, since the interest payable on those borrowings is either close to current market rates or the borrowings are of a short term nature. Non-current borrowings fair values are based on discounted cash flows using a current borrowing rate.

**NOTES TO THE STATEMENT OF FINANCIAL ACTIVITY
FOR THE PERIOD ENDED 31 MARCH 2023**

FINANCING ACTIVITIES

NOTE 9

LEASE LIABILITIES

Movement in carrying amounts

Information on leases		New Leases			Principal Repayments		Principal Outstanding		Interest Repayments	
Particulars	Lease No.	1 July 2022	Actual	Budget	Actual	Budget	Actual	Budget	Actual	Budget
		\$'000	\$'000	\$'000	\$'000	\$'000	\$'000	\$'000	\$'000	\$'000
Recreation and culture										
Port Hedland Library		48			(38)	(48)	10	-		(3)
Gratwick Gym Equipment		177			(71)	(97)	106	80		(4)
Total		225	-	-	(109)	(145)	116	80	-	(7)
Current lease liabilities		145			(109)		36		-	
Non-current lease liabilities		80			-		80			
		225			(109)		116		-	

All lease repayments were financed by general purpose revenue.

KEY INFORMATION

At inception of a contract, the Town assesses if the contract contains or is a lease. A contract is or contains a lease, if the contract conveys the right to control the use of an identified asset for a period of time in exchange for consideration. At the commencement date, a right of use asset is recognised at cost and lease liability at the present value of the lease payments that are not paid at that date. The lease payments are discounted using that date. The lease payments are discounted using the interest rate implicit in the lease, if that rate can be readily determined. If that rate cannot be readily determined, the Town uses its incremental borrowing rate.

All contracts classified as short-term leases (i.e. a lease with a remaining term of 12 months or less) and leases of low value assets are recognised as an operating expense on a straight-line basis over the term of the lease.

**NOTES TO THE STATEMENT OF FINANCIAL ACTIVITY
FOR THE PERIOD ENDED 31 MARCH 2023**

OPERATING ACTIVITIES

NOTE 10

RESERVE ACCOUNTS

Reserve accounts

Reserve name	Actual Opening Balance	Budget Opening Balance	Budget Transfers In (+)	Actual Transfers In (+)	Budget Transfers Out (-)	Amendments \$	Actual Transfers Out (-)	Budget Closing Balance	Actual YTD Closing Balance
	\$'000	\$'000	\$'000	\$'000	\$'000		\$'000	\$'000	\$'000
Restricted by Council									
Reserves cash backed - leave reserve	1,376	1,376	940	-	-	-	-	2,316	1,376
Reserves cash backed - Plant	2,986	1,405	3,076	-	(4,076)	-	(654)	405	2,332
Reserves cash backed - Unfinished works	1,425	-	-	-	-	-	-	-	1,425
Reserves cash backed - housing	584	584	1,000	-	(340)	-	-	1,244	584
Reserves cash backed - Airport works	4,286	4,286	-	-	(500)	-	-	3,786	4,286
Reserves cash backed - Spoilbank	36,357	36,357	-	-	(24,000)	(12,235)	(36,234)	122	123
Reserves cash backed - Asset management	6,162	5,242	16,486	-	(21,405)	-	(4,060)	323	2,102
Reserves cash backed - Waste	8,128	6,231	-	-	(2,690)	-	(112)	3,541	8,016
Reserves cash backed - Strategic	116,188	112,736	-	-	(24,628)	(625)	(6,319)	87,483	109,869
Reserves cash backed - Cyclone	80	80	-	-	-	-	-	80	80
Reserves cash backed - Financial Risk	18,551	18,551	-	-	(6,500)	-	-	12,051	18,551
Reserves Cash backed - Landfill establishment	6,500	6,500	-	-	-	-	-	6,500	6,500
	202,623	193,348	21,502	-	(84,138)	(12,860)	(47,379)	117,852	155,244

NOTES TO THE STATEMENT OF FINANCIAL ACTIVITY
FOR THE PERIOD ENDED 31 MARCH 2023

OPERATING ACTIVITIES
NOTE 11
OTHER CURRENT LIABILITIES

	Note	Opening Balance 1 July 2022 \$'000	Liability transferred from/(to) non current	Liability Increase \$'000	Liability Reduction \$'000	Closing Balance 31 March 2023 \$'000
Other current liabilities						
Other liabilities						
Income in advance		215	-	-	(214)	1
Operating grant/contributions liabilities		410	5	460	(112)	763
Capital grant/contributions liabilities		5,450	-	4,615	(30)	10,035
Lease premium prepaid		924	-	-	-	924
Total other liabilities		6,999	5	5,075	356	11,723
Employee Related Provisions						
Annual leave		1,729	-	-	43	1,686
Long service leave		394	-	-	43	351
Provision for RDO		-	-	-	10	10
Total Employee Related Provisions		2,123	-	-	96	2,027
Other Provisions						
Airport works		400	-	-	-	400
Total Other Provisions		400	-	-	-	400
Total other current liabilities		9,521	5	5,075	452	14,150
Amounts shown above include GST (where applicable)						

A breakdown of contract liabilities and associated movements is provided on the following pages at Note 12 and 13

KEY INFORMATION

Provisions

Provisions are recognised when the Town has a present legal or constructive obligation, as a result of past events, for which it is probable that an outflow of economic benefits will result and that outflow can be reliably measured. Provisions are measured using the best estimate of the amounts required to settle the obligation at the end of the reporting period.

Employee Related Provisions

Short-term employee benefits

Provision is made for the Town's obligations for short-term employee benefits. Short-term employee benefits are benefits (other than termination benefits) that are expected to be settled wholly before 12 months after the end of the annual reporting period in which the employees render the related service, including wages, salaries and sick leave. Short-term employee benefits are measured at the (undiscounted) amounts expected to be paid when the obligation is settled. The Town's obligations for short-term employee benefits such as wages, salaries and sick leave are recognised as a part of current trade and other payables in the calculation of net current assets.

Other long-term employee benefits

The Town's obligations for employees' annual leave and long service leave entitlements are recognised as employee related provisions in the statement of financial position.

Long-term employee benefits are measured at the present value of the expected future payments to be made to employees. Expected future payments incorporate anticipated future wage and salary levels, durations of service and employee departures and are discounted at rates determined by reference to market yields at the end of the reporting period on government bonds that have maturity dates that approximate the terms of the obligations. Any remeasurements for changes in assumptions of obligations for other long-term employee benefits are recognised in profit or loss in the periods in which the changes occur. The Town's obligations for long-term employee benefits are presented as non-current provisions in its statement of financial position, except where the Town does not have an unconditional right to defer settlement for at least 12 months after the end of the reporting period, in which case the obligations are presented as current provisions.

Contract liabilities

An entity's obligation to transfer goods or services to a customer for which the entity has received consideration (or the amount is due) from the customer.

Capital grant/contribution liabilities

Grants to acquire or construct recognisable non-financial assets to identified specifications be constructed to be controlled by the Town are recognised as a liability until such time as the Town satisfies its obligations under the agreement.

NOTES TO THE STATEMENT OF FINANCIAL ACTIVITY
FOR THE PERIOD ENDED 31 MARCH 2023

NOTE 12
OPERATING GRANTS, SUBSIDIES AND CONTRIBUTIONS

Provider	Unspent operating grant, subsidies and contributions liability				Operating grants, subsidies and contributions revenue		
	Liability 1 July 2022	Increase in Liability	Decrease in Liability (As revenue)	Liability 31 Mar 2023	Adopted Budget Revenue	YTD Budget	YTD Revenue Actual
	\$'000	\$'000	\$'000	\$'000	\$'000	\$'000	\$'000
Operating grants and subsidies and Contributions							
FAGS	-	-	-	-	1,506	1,130	389
Law, order, public safety							
SES	5	-	-	5	-	-	-
Busfire Risk Management planning	-	150	-	150	-	-	-
Hedland Night Lights Program	-	50	-	50	-	-	-
Development Disability WA	-	1	-	1	-	-	-
Health							
Mosquito Control	-	-	-	-	4	3	6
WA Primary Health Alliance - Suicide Prevention	-	100	-	100	-	-	-
Education and welfare							
Jd Hardie Workshop Programs Other	-	-	-	-	20	15	-
Senior Adults Living Triumphant Program (Salt)	40	-	(40)	-	40	30	40
Annual Community Childcare Grant Program	38	-	-	38	-	-	-
Jd Hardie - Slam	-	-	-	-	25	19	-
Youth Week	-	-	-	-	10	8	-
Community amenities							
Foreshore Rehabilitation Revenue - PDC Wayfinding Signage (formally Coastal	-	-	-	-	1,248	936	-
Cyclone Damien	-	-	-	-	-	-	3,221
Recreation and culture							
AMAGA Community Heritage Grant - Libraries - Chart 2021/220826	2	-	(2)	-	-	-	2
Australia Day	-	-	-	-	45	34	-
Better Beginnings Family Literacy Grant - State Library WA	8	28	(8)	28	-	-	8
Capturing Port Hedland Memories - Book publication and audio conversion - P	8	-	-	8	-	-	-
Childrens Book Week Grant	-	5	(5)	-	-	-	5
Club Development Workshops	-	-	-	-	35	26	-
Community Sports Awards - (Juniors) ITOCHU	-	4	(4)	-	-	-	4
Community Sports Awards - Horizon Power	-	2	(2)	-	-	-	2
Community Sports Awards - Women of the Year (Mammoet)	-	2	(2)	-	-	-	2
Every Club	40	-	-	40	-	-	-
Festive Lights - Horizon Power -	-	3	(3)	-	-	-	3
Festive Lights Competition 2022 - Sponsorship Europcar	-	1	-	1	-	-	-
Hedland Food Festival - Horizon Power	-	5	(5)	-	225	169	5
Living Library	-	-	-	-	4	3	2
Local History Preservation of Photographs - FMG	2	-	(2)	-	-	-	2
Matt Dann PPA - Sponsorship	5	-	-	5	-	-	-
Matt Dann Sponsorship - FMG Live Show Partner	30	-	-	30	45	34	-

NOTES TO THE STATEMENT OF FINANCIAL ACTIVITY
FOR THE PERIOD ENDED 31 MARCH 2023

NOTE 12
OPERATING GRANTS, SUBSIDIES AND CONTRIBUTIONS

Provider	Unspent operating grant, subsidies and contributions liability				Operating grants, subsidies and contributions revenue		
	Liability 1 July 2022	Increase in Liability	Decrease in Liability (As revenue)	Liability 31 Mar 2023	Adopted Budget Revenue	YTD Budget	YTD Revenue Actual
	\$'000	\$'000	\$'000	\$'000	\$'000	\$'000	\$'000
Matt Dann Theatre - Melbourne Comedy Festival 2022 - Europcar Sponsorship	-	5	-	5	20	15	-
Matt Dann Theatre Presenting Partner - Europcar	-	5	-	5	-	-	-
North West Festival 2020 - BHP	225	-	-	225	-	-	-
Outdoor Movies	-	-	-	-	1	1	-
Partnership Agreement 2022-2023 - PPA	-	55	-	55	-	-	-
Reconciliation week (Europcar)	-	5	-	5	-	-	-
Ship to Shore event - PPA - Port Hedland Sponsorship	10	-	(10)	-	-	-	10
Spinifex Spree - Horizon Power -	-	30	(30)	-	80	60	30
Sunset Events	-	-	-	-	70	53	-
Teddy Bear's Picnic - Horizon Power -	-	1	-	1	-	-	-
Volunteer week	3	-	-	3	-	-	-
Welcome to Hedland - Horizon Power -	-	5	-	5	7	5	-
Youth Week - Horizon Power	-	5	-	5	4	3	-
Transport							
Infrastructure Construction - MRWA : Direct Grant	-	-	-	-	180	135	-
Economic services							
Kingsford Smith Business Park - NBN	-	-	-	-	97	73	97
Other property and services							
Human Resources Revenue	-	-	-	-	36	27	-
Citizen Of The Year	-	-	-	-	5	3	-
Reconciliation Week	-	-	-	-	5	4	-
TOTALS	415	460	(112)	763	3,711	2,783	3,827

NOTES TO THE STATEMENT OF FINANCIAL ACTIVITY
FOR THE PERIOD ENDED 31 MARCH 2023

NOTE 13
NON-OPERATING GRANTS, SUBSIDIES AND CONTRIBUTIONS

Provider	Capital grant/contribution liabilities				Non operating grants, subsidies and contributions revenue			
	Liability 1 July 2022	Increase in Liability \$'000	Decrease in Liability (As revenue) \$'000	Liability 31 Mar 2023 \$'000	Adopted Budget Revenue \$'000	YTD Budget \$'000	YTD Revenue Actual \$'000	Forecast 30 June Closing \$'000
Non-operating grants and subsidies and contributions								
Recreation and culture								
JD Hardie - Multi User Courts and Surrounds (Stage 2)	-	-	-	-	188	94	-	94
Finucane Island Boat Ramp Stage 2 - Landside Works	-	-	-	-	1,021	-	-	1,021
Finucane Island Boat Ramp Stage 2 - Landside Works	-	-	-	-	1,321	330	-	991
PHSCH Stage 1 - Community Centre, Civils & Services Inc Demolition	-	-	-	-	7,000	2,336	-	4,664
BHP Community Donation	59	-	-	59	-	-	-	-
Compass Group - Community Contribution	136	-	-	136	-	-	-	-
Compass Group - Community Contribution	864	-	-	864	-	-	-	-
Public Art Contribution - Depot Masterplan	130	-	-	130	-	-	-	-
Public Art Contribution - for Landfill Office	12	-	-	12	-	-	-	-
Sport Hub	2,936	3,000	-	5,936	-	-	-	-
Art on the move Grant for Public Regional Galleries Relief Fund 2021	-	13	-	13	-	-	-	-
Pop-ups Marapikurrinya Park	-	21	-	21	-	-	-	-
Construct Perth - Public Art	-	35	-	35	-	-	-	-
Transport								
Blackspot Program	-	-	-	-	83	-	-	83
Regional Road Group Allocations	-	-	-	-	1,217	270	-	947
Wilson street shared path project (Department of Transport)	30	-	(30)	-	438	300	30	168
Seawall Project	-	1,000	-	1,000	-	-	-	-
Sutherland Street Dune Rehabilitation	-	31	-	31	1,400	350	-	1,050
Coastal Adaptation & Protection Grant - DOT	227	-	-	227	-	-	-	-
LRCI Funding	255	511	-	766	-	-	-	-
Preparing Australian Communities	800	-	-	800	-	-	-	-
Bus Shelter	-	5	-	5	-	-	-	-
Total	5,450	4,615	(30)	10,034	12,667	3,680	30	9,017

**NOTES TO THE STATEMENT OF FINANCIAL ACTIVITY
FOR THE PERIOD ENDED 31 MARCH 2023**

**NOTE 14
TRUST FUND**

Funds held at balance date which are required by legislation to be credited to the trust fund and which are not included in the financial statements are as follows:

Description	Opening Balance 1 July 2022 \$'000	Amount Received \$'000	Amount Paid \$'000	Closing Balance 31 Mar 2023 \$'000
Nominated Election Bond	1			1
Public Open Space	376			376
Mosquito Control	3			3
	380	0	0	380

**NOTES TO THE STATEMENT OF FINANCIAL ACTIVITY
FOR THE PERIOD ENDED 31 MARCH 2023**

**NOTE 15
EXPLANATION OF MATERIAL VARIANCES**

The material variance thresholds are adopted annually by Council as an indicator of whether the actual expenditure or revenue varies from the year to date Actual materially.

The material variance adopted by Council for the 2022-23 year is \$50,000 or 10.00% whichever is the greater.

Nature or type			Explanation of Variances	
	Var. \$	Var. %	Timing	Permanent
	\$'000	%		
Revenue from operating activities				
Operating grants, subsidies and contributions	1,044	37.50% ▲		Amounts received for Cyclone Damien (\$2.8M) from DFES not included in original budget
Interest earnings	3,696	271.21% ▲		Rates on investments have increased, resulting in an increase in interest received.
Other revenue	1,964	117.31% ▲	Proceeds received for land held for sale at beginning of year	
Profit on disposal of assets	(255)	(85.00%) ▼	Profit or loss dependent upon sale of associated assets and the timing of the sale of the assets.	
Expenditure from operating activities				
Interest expenses	568	88.52% ▲	Loans have only just been drawn down, therefore interest expense has not been as high as expected.	
Other expenditure	409	13.23% ▲	Cost of sales for land sales - non cash transaction	
Investing activities				
Proceeds from non-operating grants, subsidies and contributions	(3,650)	(99.18%) ▼	Grants are received throughout the year and revenue for the grant can only be recognised when the performance obligation has been achieved by the Town. Therefore amounts received are not recognised immediately.	
Proceeds from disposal of assets	(718)	(82.64%) ▼	Sales of assets occur through the year resulting in variances to the budgeted amount.	
Payments for property, plant and equipment and infrastructure	11,594	21.13% ▲	Payments for capital items occur throughout the year and do not always occur when programmed due to issues such as supply, weather and contractors.	

NOTES TO THE STATEMENT OF FINANCIAL ACTIVITY

For the period ended 31 March 2023

With regards to expenditure classified as capital projects, a variance of 10% or \$50,000, whichever is greater, of the year to date budget, with individual project as the level that requires explanation

NON-OPERATING ACTIVITIES
MATERIAL VARIANCE BY INDIVIDUAL
PROJECT

Account Description	Budget	YTD Budget	YTD Actual	Variance (Under)/Over	Variance (Under)/Over %	Variance	Comment
Annual Renewal Plant Replacement Program	6,457,000	4,842,750	925,015	(3,917,735)	(81%)	▲	Trucks have arrived, all machinery expected to arrive before June 30 has been provided in Q2 review
Annual Renewal Program - Carparks	300,000	225,000	7,148	(217,852)	(97%)	▲	Delivery delayed awaiting finalisation of Finucane Island Stage 2 project
Annual Renewal Program - Commercial Buildings	360,000	270,000	411,117	141,117	52%	▼	Additional works completed under this budget (ad hoc) SHAC House, Stadium Works.
Annual Renewal Program - Drainage	2,200,000	1,650,000	1,830,303	180,303	11%	▼	On track. Minor variance reflects cost fluctuations due to multiple mobilisations throughout the financial year
Annual Renewal Program - Footpaths	1,000,000	750,000	486,884	(263,116)	(35%)	▲	On track. Minor variance reflects cost fluctuations due to multiple mobilisations throughout the financial year
Annual Renewal Program - Irrigation Infrastructure	300,000	225,000	0	(225,000)	(100%)	▲	Works on hold pending hydraulic consultant review
Annual Renewal Program - Landscaping	180,000	135,000	15,750	(119,250)	(88%)	▲	All works expected to be complete by end of FY - Awaiting quotations for the balance
Annual Renewal Program - Restricted Access	300,000	225,000	45,749	(179,251)	(80%)	▲	All works expected to be complete by end of FY
Annual Renewal Program - Street Furniture	135,703	101,777	0	(101,777)	(100%)	▲	Project to be delivered next FY
Annual Renewal Program - Street Trees	320,000	240,000	38,186	(201,814)	(84%)	▲	Will re-tree Hamilton road on both sides in April/May
Annual Renewal Program - Turf	340,000	255,000	344,579	89,579	35%	▼	Due to turf being a living plant certain fertilising and renovations cannot be completed during the warmer months PO for last lot of works complete with works scheduled to start in the next three weeks.
Bowling Club Restoration	100,000	75,000	453	(74,547)	(99%)	▲	Works not expected to commence until Q4, resulting in low costs to date
CCTV Upgrades	1,000,000	750,000	134,520	(615,480)	(82%)	▲	Project has had 3x mobilisations from contractor with upgrades to back end network storage equipment, & additional cameras installed to all existing sites to duplicate camera coverage new installations within the SHTC, final mobilisation to install new point to point link infrastructure replacing 10 yo equipment
Colebatch Way Land Acquisition	1,400,000	1,050,000	0	(1,050,000)	(100%)	▲	Still negotiating land condition with Development WA
Colin Matheson Pavilion - Stage 2 Changerooms	350,000	262,500	81,769	(180,732)	(69%)	▲	Lessee delayed design phase of project by 4 weeks, leading to delay in tender release. Construction to commence
Commercial Equipment Fit Out - Wanangkura Stadium	550,000	412,500	1,376	(411,124)	(100%)	▲	Works not yet commenced, expected later in FY. Majority of stadium related works will be packaged and delivered together to minimise impact
Depot Nursery	310,000	232,500	2,629	(229,871)	(99%)	▲	Project on hold. Budget to be returned @ Q2.
Finucane Island Boat Ramp Stage 2 - Landside Works	2,316,456	1,737,342	11,989	(1,725,353)	(99%)	▲	Project is on hold, resulting in little costs to date.
Government Regional Officer & Service Workers Housing	200,000	150,000	45,016	(104,984)	(70%)	▲	Concept design complete. Low costs are expected until detailed design commences later in the FY
Hamilton & Roberts Road Land Acquisition	1,000,000	750,000	20,000	(730,000)	(97%)	▲	Pending land contract to be provided by DPLH. Expected March 2023.
Hamilton Rd Stormwater Pond Access Upgrade	135,000	101,250	0	(101,250)	(100%)	▲	Works expected to be complete in Q4, resulting in nil YTD costs

Account Description	Budget	YTD Budget	YTD Actual	Variance (Under)/Over	Variance (Under)/Over %	Variance	Comment
Heavy Duty Hydraulic Mulcher	70,000	52,500	600	(51,900)	(99%)	▲	Machine has been purchased & delivered. Project complete
IT Hardware & Software NEW	1,244,000	933,000	124,880	(808,120)	(87%)	▲	Ongoing supply chain delays
JD Hardie Security Upgrades	350,000	262,500	129,235	(133,265)	(51%)	▲	All works expected to be complete by end of FY
JD Hardie Stage 3 - Outdoor Elements (Formerly Stage 2)	270,000	202,500	37,919	(164,581)	(81%)	▲	Project commenced march 2023 and will be complete in 23/24FY
Koombana Lookout Grounds Beautification	1,300,000	975,000	94,952	(880,048)	(90%)	▲	Project on hold until full detail designed can be returned to the Council for review. expected May OCM
Landfill Masterplan	490,000	367,500	571,875	204,375	56%	▼	Project commenced early in the FY, resulting in increased costs to date
Landfill Replacement Pond Liner	2,000,000	1,500,000	19,777	(1,480,223)	(99%)	▲	Long approval process through DWER due to the nature of the project. Hold over to FY23/24
Landfill Weigh Bridge Office	200,000	150,000	11,060	(138,940)	(93%)	▲	RFT award proposed for June 2023. Budget will be carried over into 23/24 FY
Leehey Street Drainage Improvements	371,621	278,716	10,240	(268,476)	(96%)	▲	Scope being finalised with works to commence later in FY
McGregor Street Oval Surface Levelling & Lights	750,000	562,500	119,114	(443,386)	(79%)	▲	Delays to materials and adjustment to program to facilitate matched funding for the Grant received for the McGregor Light upgrade
Mini Loader	100,000	75,000	0	(75,000)	(100%)	▲	Contract has been awarded and expected delivery - mid May 2023.
PHSCH - Masterplan Design	150,000	112,500	804	(111,696)	(99%)	▲	Masterplan development not a priority as outlined in the LTFFP, resulting in low costs being incurred
PHSCH - Stage 1 Community Centre (Construction)	15,500,000	11,625,000	8,172,189	(3,452,811)	(30%)	▲	Construction on track for completion by end of Q4
Pioneer Cemetery Upgrades - Stage 2	230,000	172,500	6,200	(166,300)	(96%)	▲	Work underway on the exterior boundary, project should be complete by the end of the FY.
Playground Softfall Renewal Program	840,000	630,000	195,099	(434,901)	(69%)	▲	Awaiting delivery of Playground Renewal Program later in FY before more costs are expected to be incurred
Port Hedland Boat Ramp Sandblast and Repaint	67,354	50,516	0	(50,516)	(100%)	▲	This is the retention funds held for a period of 12 months for defects & liability project itself is complete
Project Purple	250,000	187,500	0	(187,500)	(100%)	▲	On hold
Public Open Space Redevelopment - Marquee Park	900,000	675,000	61,707	(613,293)	(91%)	▲	Concept design underway, with detailed design and construction to commence later in the FY
Public Open Space Redevelopment - Pretty Pool	370,000	277,500	5,434	(272,066)	(98%)	▲	Works not expected to commence until Q3, resulting in little costs to date
Regional Roads Group - Wedgefield Route 1 Connection	1,600,000	1,200,000	1,918,909	718,909	60%	▼	Project on track, commencing early in the financial year, with Yanana/ Moorambine intersection works underway
Remote Community Road Grant- Yandeyarra Road	150,000	112,500	48,305	(64,195)	(57%)	▲	Works to commence in Q4 following wet season
Road Reseal Program	2,000,000	1,500,000	1,300,049	(199,951)	(13%)	▲	On track. Minor variance reflects cost fluctuations due to multiple mobilisations throughout the financial year
Rose Nowers Maintenance & Repairs	110,000	82,500	194,625	112,125	136%	▼	Project complete
Seawalls Construction	6,952,300	5,214,225	7,891,026	2,676,801	51%	▼	Costs have been incurred earlier than anticipated. Goode street seawall work is completed contractor is completing final stage of rehabilitation.
SH Lotteries House Refurbishment	100,000	75,000	470,140	395,140	527%	▼	Unused budget not carried over from previous FY, resulting in overspend. Will require adjustment at Q2 review
SHAC Carpark	200,000	150,000	1,544	(148,456)	(99%)	▲	Project almost complete, awaiting invoices
Shade Structure at South Hedland Skate Park	4,500,000	3,375,000	3,914,253	539,253	16%	▼	Project complete. Project is in the Defect Liability Period, and any unused budget will be reallocated
Shade Structure Renewal Program	500,000	375,000	145,778	(229,222)	(61%)	▲	Long lead time on materials delayed construction which is now underway

Account Description	Budget	YTD Budget	YTD Actual	Variance (Under)/Over	Variance (Under)/Over %	Variance	Comment
SHISH - Masterplan Design	500,000	375,000	139,429	(235,571)	(63%)	▲	Design underway, with no construction elements expected to commence until late in the financial year
Solar Strategy Implementation	400,000	300,000	29,960	(270,040)	(90%)	▲	Budget to be returned at Q2 due to the delay in commencing the project. Project will require council award in May 2023
South Hedland CBD Road Safety Upgrades - Year 1 of 3	84,000	63,000	0	(63,000)	(100%)	▲	Carry over as part of SH Townsite
South Hedland Cemetery Masterplan including Toilets	150,000	112,500	6,950	(105,551)	(94%)	▲	Works expected to be finalised late in the FY, resulting in low costs to date
South Hedland Christmas Decorations Replacement	100,000	75,000	0	(75,000)	(100%)	▲	Awaiting delivery
South Hedland Entrance Statement & Commons	2,100,000	1,575,000	21,502	(1,553,498)	(99%)	▲	Project on hold due to material delays. Work to be complete by Q4 2024
South Hedland Place Plan Implementation - Capital Part	135,000	101,250	0	(101,250)	(100%)	▲	Design not expected to commence until late in the FY, resulting in lower than anticipated costs to date
South Hedland Townsite Activation	1,500,000	1,125,000	369,556	(755,444)	(67%)	▲	Design not expected to commence until late in the FY, resulting in lower than anticipated costs to date
Staff Housing - Dempster St Three Town House Development	1,700,000	1,275,000	1,519,889	244,889	19%	▼	PC reached. Project complete
Staff Housing - Langley Gardens	680,000	510,000	61,405	(448,595)	(88%)	▲	Awaiting tree relocation. Tree preparation has been significant due to the age of the trees. Delayed construction
Staff Housing Construction	1,425,000	1,068,750	1,852,574	783,824	73%	▼	82 Sutherland Street contract awarded. Awaiting BP
Sutherland to Richardson St Footpath Extension Stage 2	500,000	375,000	97,664	(277,336)	(74%)	▲	Design work is completed. Currently the project is under building permit process.
Tafe Site Land Acquisition & Development	250,000	187,500	57,276	(130,224)	(69%)	▲	Concept masterplan complete. Remaining budget to be returned at Q2
ToPH Facilities - Access Control (Civic Centre & Col Matheson)	100,000	75,000	24,587	(50,413)	(67%)	▲	Is this the combined project - Operations has budget for this and so too Projects
Wanangkura Stadium - Compressor Change Out	128,900	96,675	234,159	137,484	142%	▼	Equipment has been awarded with delivery expected in August 2023 due to delayed delivery timelines (timelines were only to be extensive however some delays have pushed them into next FY). Contractor preferring to submit a single claim in lieu of progress claim.
Wanangkura Stadium Health Club & Group Fitness Renewal	222,000	166,500	2,633	(163,867)	(98%)	▲	Works delayed due to coincide with extended delivery timelines. Works to be awarded this financial year with some budget to remain available for progress claims. PC to be awarded in August.
Wanangkura Stadium Integrity Alarm Fit Out	187,100	140,325	3,065	(137,260)	(98%)	▲	Works delayed due to coincide with extended delivery timelines. Works to be awarded this financial year with some budget to remain available for progress claims. PC to be awarded in August.
Wanangkura Stadium Security Doors & Locks	126,500	94,875	1,027	(93,848)	(99%)	▲	Works delayed due to coincide with extended delivery timelines. Works to be awarded this financial year with some budget to remain available for progress claims. PC to be awarded in August.
Wayfinding Signage	215,000	161,250	100,448	(60,802)	(38%)	▲	No further spending from this budget. cope of works complete
Wedgfield Route 2	50,000	37,500	99,505	62,005	165%	▼	Adjustment to be made at Q2 review
Wilson Street Shared Path	1,100,000	825,000	1,159,723	334,723	41%	▼	Works commenced early in the FY leading to a majority of costs being incurred early in the FY - Works expected to recommence in Feb 2023
Yacht Club Restoration	750,000	562,500	404,540	(157,960)	(28%)	▲	Holding over funds for Playground renewal. Awaiting Auction of old caretakers before finalising external works.

Account Description	Budget	YTD Budget	YTD Actual	Variance (Under)/Over	Variance (Under)/Over %	Variance	Comment
Annual Renewal Program - Playgrounds	0	0	119,717	119,717	0%	▼	To be journaled to 'Annual Renewal - Softfall' & POS Renewal Pretty pool
	82,292,022	61,719,017	42,697,163	(19,260,544)			

Town of Port Hedland
CEO's Delegated Payments List - Regulation 13 (1) Local Government (Financial Management) Regulations 1996
List of Payments - Payment details for month of March 2023

Payment Date	Reference Number	Invoice Date	Payee Name	Description	Document Type	Invoice Amount	Payment Amount
Creditor: 10001 - Australian Taxation Office							
2/03/2023	F 28/02/2023	28/02/2023	Australian Taxation Office	Withholding Tax	\$HRPAYJNL	-235,091.00	0.00
2/03/2023	F 28/02/2023	28/02/2023	Australian Taxation Office	Extra Tax	\$HRPAYJNL	-220.00	0.00
2/03/2023	F 28/02/2023	28/02/2023	Australian Taxation Office	HELP	\$HRPAYJNL	-1,738.00	0.00
2/03/2023	F 28/02/2023	28/02/2023	Australian Taxation Office	TSL	\$HRPAYJNL	-5,274.00	0.00
2/03/2023	F 28/02/2023	28/02/2023	Australian Taxation Office	Withholding Tax	\$HRPAYJNL	-20,348.15	0.00
2/03/2023	F 28/02/2023	28/02/2023	Australian Taxation Office	Extra Tax	\$HRPAYJNL	-18.00	0.00
2/03/2023	F 28/02/2023	28/02/2023	Australian Taxation Office	ETP Tax	\$HRPAYJNL	-2,331.00	0.00
17/03/2023	F 28/02/2023	28/02/2023	Australian Taxation Office	Withholding Tax	\$HRPAYJNL	-1,266.00	0.00
2/03/2023	002177	2/03/2023	Australian Taxation Office		\$FTP	0.00	265,020.15
9/03/2023	002220	9/03/2023	Australian Taxation Office		\$FTP	0.00	972.00
17/03/2023	F 14/03/2023	14/03/2023	Australian Taxation Office	Withholding Tax	\$HRPAYJNL	-235,893.00	0.00
17/03/2023	F 14/03/2023	14/03/2023	Australian Taxation Office	Extra Tax	\$HRPAYJNL	-220.00	0.00
17/03/2023	F 14/03/2023	14/03/2023	Australian Taxation Office	HELP	\$HRPAYJNL	-2,160.00	0.00
17/03/2023	F 14/03/2023	14/03/2023	Australian Taxation Office	TSL	\$HRPAYJNL	-5,412.00	0.00
17/03/2023	F 14/03/2023	14/03/2023	Australian Taxation Office	Withholding Tax	\$HRPAYJNL	-6,221.00	0.00
17/03/2023	F 14/03/2023	14/03/2023	Australian Taxation Office	ETP Tax	\$HRPAYJNL	-58.00	0.00
17/03/2023	F 14/03/2023	14/03/2023	Australian Taxation Office	TSL	\$HRPAYJNL	-160.00	0.00
17/03/2023	002458	17/03/2023	Australian Taxation Office		\$FTP	0.00	250,406.45
30/03/2023	F 28/03/2023	28/03/2023	Australian Taxation Office	Withholding Tax	\$HRPAYJNL	-239,203.45	0.00
30/03/2023	F 28/03/2023	28/03/2023	Australian Taxation Office	Extra Tax	\$HRPAYJNL	-420.00	0.00
30/03/2023	F 28/03/2023	28/03/2023	Australian Taxation Office	HELP	\$HRPAYJNL	-2,534.00	0.00
30/03/2023	F 28/03/2023	28/03/2023	Australian Taxation Office	TSL	\$HRPAYJNL	-5,106.00	0.00
30/03/2023	F 28/03/2023	28/03/2023	Australian Taxation Office	Withholding Tax	\$HRPAYJNL	-8,508.00	0.00
30/03/2023	F 28/03/2023	28/03/2023	Australian Taxation Office	ETP Tax	\$HRPAYJNL	-41.00	0.00
30/03/2023	F 28/03/2023	28/03/2023	Australian Taxation Office	TSL	\$HRPAYJNL	-58.00	0.00
30/03/2023	002817	30/03/2023	Australian Taxation Office		\$FTP	0.00	255,882.00
Total:						-772,280.60	772,280.60
Creditor: 10002 - Aware Super (Clearing House)							
17/03/2023	F 28/02/2023	28/02/2023	Aware Super	SGC Employer Contribution	\$HRPAYJNL	-97,629.78	0.00
17/03/2023	F 28/02/2023	28/02/2023	Aware Super	Super - Additional Council Contribution	\$HRPAYJNL	-12,204.38	0.00
17/03/2023	F 14/03/2023	14/03/2023	Aware Super	SGC Employer Contribution	\$HRPAYJNL	-141,830.23	0.00
17/03/2023	F 14/03/2023	14/03/2023	Aware Super	Super - Additional Council Contribution	\$HRPAYJNL	-12,877.19	0.00
17/03/2023	F 14/03/2023	14/03/2023	Aware Super	Super additional Contribution Fixed	\$HRPAYJNL	-150.00	0.00
17/03/2023	F 14/03/2023	14/03/2023	Aware Super	Super - Additional Council Contribution	\$HRPAYJNL	-90.62	0.00
17/03/2023	002456	17/03/2023	Aware Super		\$FTP	0.00	130,188.64
17/03/2023	002457	17/03/2023	Aware Super		\$FTP	0.00	134,593.56
30/03/2023	F 28/03/2023	28/03/2023	Aware Super	SGC Employer Contribution	\$HRPAYJNL	-99,350.93	0.00
30/03/2023	F 28/03/2023	28/03/2023	Aware Super	Super - Additional Council Contribution	\$HRPAYJNL	-11,946.17	0.00
30/03/2023	F 28/03/2023	28/03/2023	Aware Super	Super additional Contribution Fixed	\$HRPAYJNL	-150.00	0.00
30/03/2023	F 28/03/2023	28/03/2023	Aware Super	SGC Employer Contribution	\$HRPAYJNL	-234.50	0.00
30/03/2023	F 28/03/2023	28/03/2023	Aware Super	SGC Employer Contribution	\$HRPAYJNL	-109.25	0.00
30/03/2023	F 28/03/2023	28/03/2023	Aware Super	Super - Additional Council Contribution	\$HRPAYJNL	-78.17	0.00
30/03/2023	F 28/03/2023	28/03/2023	Aware Super	Employee Additional Contrib Pre Tax	\$HRPAYJNL	-17,692.38	0.00
30/03/2023	002816	30/03/2023	Aware Super		\$FTP	0.00	129,561.40
Total:						-394,343.60	394,343.60

Creditor: 10003 - Child Support Agency							
2/03/2023	F 28/02/2023	28/02/2023	Child Support Agency	Child Support Agency	\$HRPAYJNL	-623.86	0.00
2/03/2023	002178	2/03/2023	Child Support Agency		\$FTP	0.00	623.86
17/03/2023	F 14/03/2023	14/03/2023	Child Support Agency	Child Support Agency	\$HRPAYJNL	-539.16	0.00
17/03/2023	002459	17/03/2023	Child Support Agency		\$FTP	0.00	539.16
30/03/2023	F 28/03/2023	28/03/2023	Child Support Agency	Child Support Agency	\$HRPAYJNL	-623.86	0.00
30/03/2023	002818	30/03/2023	Child Support Agency		\$FTP	0.00	623.86
Total:						-1,786.88	1,786.88
Creditor: 10004 - Maxxia Salary Packaging							
2/03/2023	F 28/02/2023	28/02/2023	Maxxia ATF Town of Port Hedland	Maxxia - Pre Tax	\$HRPAYJNL	-8,766.05	0.00
2/03/2023	F 28/02/2023	28/02/2023	Maxxia ATF Town of Port Hedland	Maxxia - Post Tax	\$HRPAYJNL	-2,734.31	0.00
2/03/2023	002179	2/03/2023	Maxxia ATF Town of Port Hedland		\$FTP	0.00	11,500.36
17/03/2023	F 14/03/2023	14/03/2023	Maxxia ATF Town of Port Hedland	Maxxia - Pre Tax	\$HRPAYJNL	-7,701.68	0.00
17/03/2023	F 14/03/2023	14/03/2023	Maxxia ATF Town of Port Hedland	Maxxia - Post Tax	\$HRPAYJNL	-2,070.79	0.00
17/03/2023	002460	17/03/2023	Maxxia ATF Town of Port Hedland		\$FTP	0.00	9,772.47
30/03/2023	F 28/03/2023	28/03/2023	Maxxia ATF Town of Port Hedland	Maxxia - Pre Tax	\$HRPAYJNL	-9,076.05	0.00
30/03/2023	F 28/03/2023	28/03/2023	Maxxia ATF Town of Port Hedland	Maxxia - Post Tax	\$HRPAYJNL	-2,734.31	0.00
30/03/2023	002819	30/03/2023	Maxxia ATF Town of Port Hedland		\$FTP	0.00	11,810.36
Total:						-33,083.19	33,083.19
Creditor: 10006 - Salary Packaging Australia Pty Limited							
2/03/2023	F 28/02/2023	28/02/2023	SPA Pty Ltd Benefits Holding Account	SPA - Pre Tax	\$HRPAYJNL	-3,404.07	0.00
2/03/2023	F 28/02/2023	28/02/2023	SPA Pty Ltd Benefits Holding Account	SPA - Post Tax	\$HRPAYJNL	-846.00	0.00
2/03/2023	002180	2/03/2023	SPA Pty Ltd Benefits Holding Account		\$FTP	0.00	4,250.07
17/03/2023	F 14/03/2023	14/03/2023	SPA Pty Ltd Benefits Holding Account	SPA - Pre Tax	\$HRPAYJNL	-2,843.69	0.00
17/03/2023	F 14/03/2023	14/03/2023	SPA Pty Ltd Benefits Holding Account	SPA - Post Tax	\$HRPAYJNL	-846.00	0.00
17/03/2023	002461	17/03/2023	SPA Pty Ltd Benefits Holding Account		\$FTP	0.00	3,689.69
30/03/2023	F 28/03/2023	28/03/2023	SPA Pty Ltd Benefits Holding Account	SPA - Pre Tax	\$HRPAYJNL	-4,200.56	0.00
30/03/2023	F 28/03/2023	28/03/2023	SPA Pty Ltd Benefits Holding Account	SPA - Post Tax	\$HRPAYJNL	-353.77	0.00
30/03/2023	002820	30/03/2023	SPA Pty Ltd Benefits Holding Account		\$FTP	0.00	4,554.33
Total:						-12,494.09	12,494.09
Creditor: 10007 - Town of Port Hedland Social Club							
2/03/2023	F 28/02/2023	28/02/2023	Town of Port Hedland Social Club	Social Club	\$HRPAYJNL	-460.00	0.00
2/03/2023	F 28/02/2023	28/02/2023	Town of Port Hedland Social Club	Social Club	\$HRPAYJNL	-10.00	0.00
2/03/2023	002181	2/03/2023	Town of Port Hedland Social Club		\$FTP	0.00	470.00
17/03/2023	F 14/03/2023	14/03/2023	Town of Port Hedland Social Club	Social Club	\$HRPAYJNL	-540.00	0.00
17/03/2023	002462	17/03/2023	Town of Port Hedland Social Club		\$FTP	0.00	540.00
30/03/2023	F 28/03/2023	28/03/2023	Town of Port Hedland Social Club	Social Club	\$HRPAYJNL	-530.00	0.00
30/03/2023	002821	30/03/2023	Town of Port Hedland Social Club		\$FTP	0.00	530.00
Total:						-1,540.00	1,540.00
Creditor: 10008 - Jupps Floorcoverings Port Hedland							
1/03/2023	PH025187	16/02/2023	Jupps Floorcoverings Port Hedland Pty Ltd	Service Provided	\$APINVCE	-1,980.00	0.00
1/03/2023	002093	1/03/2023	Jupps Floorcoverings Port Hedland Pty Ltd		\$FTP	0.00	1,980.00
31/03/2023	PH024728	1/03/2023	Jupps Floorcoverings Port Hedland Pty Ltd	Service Provided	\$APINVCE	-9,988.00	0.00
31/03/2023	PH024726	1/03/2023	Jupps Floorcoverings Port Hedland Pty Ltd	Service Provided	\$APINVCE	-2,079.00	0.00
31/03/2023	002822	31/03/2023	Jupps Floorcoverings Port Hedland Pty Ltd		\$FTP	0.00	12,067.00
Total:						-14,047.00	14,047.00

Creditor: 10009 - De Grey Civil Pty Ltd							
15/03/2023	CT000057 - CLAIM 8 - FEB 23	27/02/2023	DeGrey Civil Pty Ltd	Generated from contract claim	\$APINVCE	-874,235.87	0.00
15/03/2023	002408	15/03/2023	DeGrey Civil Pty Ltd		\$FTP	0.00	874,235.87
Total:						-874,235.87	874,235.87
Creditor: 10012 - Westex Contracting Pty Ltd							
3/03/2023	00008240	21/01/2023	Westex Contracting	Make a Vee Drain at the tip	\$APINVCE	-748.00	0.00
1/03/2023	00008224	31/01/2023	Westex Contracting	Services Provided	\$APINVCE	-1,100.00	0.00
9/03/2023	00008236	14/02/2023	Westex Contracting	DELIVER SAND & PINDAN	\$APINVCE	-9,426.62	0.00
1/03/2023	002094	1/03/2023	Westex Contracting		\$FTP	0.00	1,100.00
3/03/2023	002182	3/03/2023	Westex Contracting		\$FTP	0.00	748.00
9/03/2023	002221	9/03/2023	Westex Contracting		\$FTP	0.00	9,426.62
Total:						-11,274.62	11,274.62
Creditor: 10014 - Go Doors Pty Ltd							
27/03/2023	105841	22/02/2023	Go Doors	Service Provided	\$APINVCE	-462.00	0.00
27/03/2023	002645	23/03/2023	Go Doors		\$FTP	0.00	462.00
Total:						-462.00	462.00
Creditor: 10017 - Gadget Locksmiths							
14/03/2023	7818	12/02/2023	Gadget Locksmiths	Services Provided	\$APINVCE	-621.49	0.00
27/03/2023	7858	28/02/2023	Gadget Locksmiths	Service Provided	\$APINVCE	-851.00	0.00
27/03/2023	7881	28/02/2023	Gadget Locksmiths	Service Provided	\$APINVCE	-592.42	0.00
28/03/2023	7867	28/02/2023	Gadget Locksmiths	Service Provided	\$APINVCE	-943.65	0.00
29/03/2023	7864	28/02/2023	Gadget Locksmiths	Service Provided	\$APINVCE	-2,344.12	0.00
14/03/2023	002365	14/03/2023	Gadget Locksmiths		\$FTP	0.00	621.49
27/03/2023	002646	23/03/2023	Gadget Locksmiths		\$FTP	0.00	1,443.42
28/03/2023	002750	27/03/2023	Gadget Locksmiths		\$FTP	0.00	943.65
29/03/2023	002791	29/03/2023	Gadget Locksmiths		\$FTP	0.00	2,344.12
Total:						-5,352.68	5,352.68
Creditor: 10019 - Octagon Bkg Lifts							
10/03/2023	59290	14/02/2023	Octagon Bkg Lifts	Check Lift	\$APINVCE	-539.00	0.00
10/03/2023	59294	14/02/2023	Octagon Bkg Lifts	Maintenance & Safety Checks	\$APINVCE	-6,198.62	0.00
10/03/2023	002283	10/03/2023	Octagon Bkg Lifts		\$FTP	0.00	6,737.62
Total:						-6,737.62	6,737.62
Creditor: 10020 - The Trustee For Scarboro Painting Services (Northwest) Unit							
22/03/2023	56039	28/02/2023	Scaboro Painting Services (Northwest)	1/38 Catamore	\$APINVCE	-8,800.00	0.00
22/03/2023	002488	22/03/2023	Scaboro Painting Services (Northwest)		\$FTP	0.00	8,800.00
Total:						-8,800.00	8,800.00
Creditor: 10021 - MPS Unit Trust							
8/03/2023	JPI01110	28/12/2022	MPS Unit Trust	Services provided	\$APINVCE	-58,187.25	0.00
1/03/2023	MPSINV53282	31/12/2022	MPS Unit Trust	stadium	\$APINVCE	-759.00	0.00
10/03/2023	MPSINV54301	27/01/2023	MPS Unit Trust	Services provided	\$APINVCE	-687.50	0.00
1/03/2023	MPSINV55108	31/01/2023	MPS Unit Trust	Services Provided	\$APINVCE	-1,305.70	0.00
9/03/2023	MPSINV55115	31/01/2023	MPS Unit Trust	Wanangkura Stadium HVAC Maintenance	\$APINVCE	-759.00	0.00

9/03/2023	MPSINV55113	31/01/2023	MPS Unit Trust	Depot	\$APINVCE	-1,204.50	0.00
9/03/2023	MPSINV55111	31/01/2023	MPS Unit Trust	Civic Centre	\$APINVCE	-695.75	0.00
10/03/2023	MPSINV54520	31/01/2023	MPS Unit Trust	Services Provided	\$APINVCE	-412.50	0.00
1/03/2023	MPSINV55510	20/02/2023	MPS Unit Trust	Service Provided	\$APINVCE	-6,468.22	0.00
15/03/2023	MPSINV56498	28/02/2023	MPS Unit Trust	Service Provided	\$APINVCE	-1,305.70	0.00
27/03/2023	MPSINV56283	28/02/2023	MPS Unit Trust	Service Provided	\$APINVCE	-550.00	0.00
27/03/2023	MPSINV56249	28/02/2023	MPS Unit Trust	Service Provided	\$APINVCE	-275.00	0.00
27/03/2023	MPSINV56250	28/02/2023	MPS Unit Trust	Service Provided	\$APINVCE	-550.00	0.00
28/03/2023	MPSINV56251	28/02/2023	MPS Unit Trust	Service Provided	\$APINVCE	-206.25	0.00
28/03/2023	MPSINV56499	28/02/2023	MPS Unit Trust	Service Provided	\$APINVCE	-695.75	0.00
1/03/2023	002095	1/03/2023	MPS Unit Trust		\$FTP	0.00	8,532.92
8/03/2023	002190	8/03/2023	MPS Unit Trust		\$FTP	0.00	58,187.25
27/03/2023	MPSINV56351	8/03/2023	MPS Unit Trust	Services provided	\$APINVCE	-3,809.64	0.00
9/03/2023	002222	9/03/2023	MPS Unit Trust		\$FTP	0.00	2,659.25
10/03/2023	002284	10/03/2023	MPS Unit Trust		\$FTP	0.00	1,100.00
15/03/2023	002409	15/03/2023	MPS Unit Trust		\$FTP	0.00	1,305.70
27/03/2023	002647	23/03/2023	MPS Unit Trust		\$FTP	0.00	5,184.64
28/03/2023	002751	27/03/2023	MPS Unit Trust		\$FTP	0.00	902.00
Total:						-77,871.76	77,871.76
Creditor: 10022 - Brooks Hire							
9/03/2023	223075	31/01/2023	BROOKS HIRE SERVICE PTY LTD	Services Provided	\$APINVCE	-12,463.97	0.00
27/03/2023	224217	31/01/2023	BROOKS HIRE SERVICE PTY LTD	Services provided	\$APINVCE	-14,285.70	0.00
22/03/2023	224623	1/02/2023	BROOKS HIRE SERVICE PTY LTD	Service Provided	\$APINVCE	-3,033.35	0.00
27/03/2023	226866	28/02/2023	BROOKS HIRE SERVICE PTY LTD	Service Provided	\$APINVCE	-14,285.70	0.00
28/03/2023	225841	28/02/2023	BROOKS HIRE SERVICE PTY LTD	Isuzu	\$APINVCE	-11,330.88	0.00
29/03/2023	226911	28/02/2023	BROOKS HIRE SERVICE PTY LTD	Service Provided	\$APINVCE	-2,571.36	0.00
9/03/2023	002223	9/03/2023	BROOKS HIRE SERVICE PTY LTD		\$FTP	0.00	12,463.97
22/03/2023	002489	22/03/2023	BROOKS HIRE SERVICE PTY LTD		\$FTP	0.00	3,033.35
27/03/2023	002648	23/03/2023	BROOKS HIRE SERVICE PTY LTD		\$FTP	0.00	28,571.40
28/03/2023	002752	27/03/2023	BROOKS HIRE SERVICE PTY LTD		\$FTP	0.00	11,330.88
29/03/2023	002792	29/03/2023	BROOKS HIRE SERVICE PTY LTD		\$FTP	0.00	2,571.36
Total:						-57,970.96	57,970.96
Creditor: 10024 - CPC Pilbara Pty Ltd							
22/03/2023	P30401-01	25/02/2023	CPC Pilbara Pty Ltd	32 MOSELEY STREET GAS & HOT WATER	\$APINVCE	-760.00	0.00
22/03/2023	P30395-01	25/02/2023	CPC Pilbara Pty Ltd	7/52 MORGANS	\$APINVCE	-1,035.10	0.00
22/03/2023	002490	22/03/2023	CPC Pilbara Pty Ltd		\$FTP	0.00	1,795.10
Total:						-1,795.10	1,795.10
Creditor: 10026 - JDSI Consulting Engineers							
27/03/2023	CLAIM 2 - FEBRUARY	1/03/2023	JDSI Consulting Engineers Pty Ltd	Generated from contract claim	\$APINVCE	-11,455.59	0.00
27/03/2023	002649	23/03/2023	JDSI Consulting Engineers Pty Ltd		\$FTP	0.00	11,455.59
Total:						-11,455.59	11,455.59

Creditor: 10027 - Reddings Electrical Pty Ltd

31/03/2023	00005696	1/06/2022	Reddings Electrical Pty Ltd	Installed cables to drum pumps (2) 1 x Electrician 3 hour labour			
				Allocate to credit note 00005601	\$APINVCE	-475.52	0.00
31/03/2023	00005678	1/06/2022	Reddings Electrical Pty Ltd	Landfill Bridge -Replace fault on bridge 1 x Electrician 1 hour			
				labour Allocate to credit note 00005601	\$APINVCE	-100.00	0.00
31/03/2023	00005670	1/06/2022	Reddings Electrical Pty Ltd	Relocate genset & power for demolition 1 x Electrician 5 hour			
				labour Allocate to credit note 00005601	\$APINVCE	-500.00	0.00
31/03/2023	00005601	1/06/2022	Reddings Electrical Pty Ltd	Credit for overcharged Generator Hire October 2021 -			
				December 2021	\$APCREDIT	4,085.00	0.00
31/03/2023	5773	1/08/2022	Reddings Electrical Pty Ltd	Investigate broken light switch & parts 1 x Electrician 2 hour			
				labour Allocate to credit note 00005601	\$APINVCE	-200.00	0.00
2/03/2023	5954	1/12/2022	Reddings Electrical Pty Ltd	Services provided	\$APINVCE	-400.00	0.00
2/03/2023	5955	1/12/2022	Reddings Electrical Pty Ltd	Services provided	\$APINVCE	-531.37	0.00
2/03/2023	5961	1/12/2022	Reddings Electrical Pty Ltd	Services provided	\$APINVCE	-250.00	0.00
22/03/2023	5989	15/12/2022	Reddings Electrical Pty Ltd	JD BBQ	\$APINVCE	-24,848.63	0.00
8/03/2023	5999	16/12/2022	Reddings Electrical Pty Ltd	Services provided	\$APINVCE	-165.00	0.00
27/03/2023	5998	16/12/2022	Reddings Electrical Pty Ltd	Replace plug on concrete	\$APINVCE	-1,143.54	0.00
				Check & replace GPO - BBQ 3B 1 x Electrician 3 hour labour			
31/03/2023	6002	16/12/2022	Reddings Electrical Pty Ltd	Allocate to credit note 00005601	\$APINVCE	-361.88	0.00
22/03/2023	6020	22/12/2022	Reddings Electrical Pty Ltd	JD Hardie BBQ replace faulty GPO inside the BBQ	\$APINVCE	-335.31	0.00
2/03/2023	6053	23/01/2023	Reddings Electrical Pty Ltd	Services Provided	\$APINVCE	-11,618.55	0.00
8/03/2023	6077	2/02/2023	Reddings Electrical Pty Ltd	TOPH Town Square	\$APINVCE	-7,502.00	0.00
22/03/2023	6078	2/02/2023	Reddings Electrical Pty Ltd	Town Square	\$APINVCE	-3,013.88	0.00
2/03/2023	6089	7/02/2023	Reddings Electrical Pty Ltd	- 2/38 Catamore, South Hedland	\$APINVCE	-242.49	0.00
8/03/2023	6091	8/02/2023	Reddings Electrical Pty Ltd	Oil Separator Depot	\$APINVCE	-2,750.00	0.00
9/03/2023	6107	14/02/2023	Reddings Electrical Pty Ltd	Car Park Light Wanangkura Stadium	\$APINVCE	-100.00	0.00
9/03/2023	6108	15/02/2023	Reddings Electrical Pty Ltd	- Kevin Scott Ova	\$APINVCE	-150.00	0.00
22/03/2023	6113	16/02/2023	Reddings Electrical Pty Ltd	Service Provided	\$APINVCE	-7,744.00	0.00
22/03/2023	6124	21/02/2023	Reddings Electrical Pty Ltd	Service Provided	\$APINVCE	-320.55	0.00
10/03/2023	6126	22/02/2023	Reddings Electrical Pty Ltd	Stadium lights	\$APINVCE	-440.00	0.00
22/03/2023	6145	28/02/2023	Reddings Electrical Pty Ltd	9/19 Dempster Street	\$APINVCE	-1,536.66	0.00
2/03/2023	002132	2/03/2023	Reddings Electrical Pty Ltd		\$FTP	0.00	13,042.41
22/03/2023	6156	3/03/2023	Reddings Electrical Pty Ltd	Reset Game system Kevin Scott Oval	\$APINVCE	-100.00	0.00
31/03/2023	6161	7/03/2023	Reddings Electrical Pty Ltd	Cassia Footpath Lights	\$APINVCE	-6,050.00	0.00
8/03/2023	002191	8/03/2023	Reddings Electrical Pty Ltd		\$FTP	0.00	10,417.00
9/03/2023	002224	9/03/2023	Reddings Electrical Pty Ltd		\$FTP	0.00	250.00
10/03/2023	002285	10/03/2023	Reddings Electrical Pty Ltd		\$FTP	0.00	440.00
27/03/2023	6176	14/03/2023	Reddings Electrical Pty Ltd	Dog pound refuel Genset Nov to Feb	\$APINVCE	-1,050.00	0.00
22/03/2023	002491	22/03/2023	Reddings Electrical Pty Ltd		\$FTP	0.00	37,899.03
27/03/2023	002650	23/03/2023	Reddings Electrical Pty Ltd		\$FTP	0.00	2,193.54
31/03/2023	002823	31/03/2023	Reddings Electrical Pty Ltd		\$FTP	0.00	3,602.40
Total:						-67,844.38	67,844.38

Creditor: 10028 - Yurra Pty Ltd

1/03/2023	004980	31/08/2022	Yurra Pty Ltd	Service Provided	\$APINVCE	-7,535.00	0.00
1/03/2023	005526	18/11/2022	Yurra Pty Ltd	Service Provided	\$APINVCE	-715.00	0.00
1/03/2023	005527	18/11/2022	Yurra Pty Ltd	Service Provided	\$APINVCE	-715.00	0.00
1/03/2023	005976	16/01/2023	Yurra Pty Ltd	Services Provided	\$APINVCE	-879.43	0.00
17/03/2023	005975	16/01/2023	Yurra Pty Ltd	Services Provided	\$APINVCE	-843.92	0.00
1/03/2023	006078	30/01/2023	Yurra Pty Ltd	Services Provided	\$APINVCE	-17,325.00	0.00
2/03/2023	006079	31/01/2023	Yurra Pty Ltd	Services Provided	\$APINVCE	-13,130.04	0.00
2/03/2023	006077	31/01/2023	Yurra Pty Ltd	Services Provided	\$APINVCE	-5,115.00	0.00
1/03/2023	006154	9/02/2023	Yurra Pty Ltd	Services Provided	\$APINVCE	-3,077.14	0.00

1/03/2023	006175	13/02/2023	Yurra Pty Ltd	Service Provided	\$APINVCE	-1,934.13	0.00
8/03/2023	178044	18/02/2023	Yurra Pty Ltd	last Claim	\$APINVCE	-4,459.07	0.00
1/03/2023	006246	20/02/2023	Yurra Pty Ltd	Service Provided	\$APINVCE	-10,780.00	0.00
9/03/2023	006172	24/02/2023	Yurra Pty Ltd	Anderson St	\$APINVCE	-3,038.00	0.00
1/03/2023	002096	1/03/2023	Yurra Pty Ltd		\$FTP	0.00	42,960.70
2/03/2023	002133	2/03/2023	Yurra Pty Ltd		\$FTP	0.00	18,245.04
15/03/2023	006372	7/03/2023	Yurra Pty Ltd	Services provided	\$APINVCE	-8,960.71	0.00
17/03/2023	006402	7/03/2023	Yurra Pty Ltd	Irrigation Testing 7/2/23 to 7/3/23	\$APINVCE	-16,113.25	0.00
8/03/2023	002192	8/03/2023	Yurra Pty Ltd		\$FTP	0.00	4,459.07
9/03/2023	002225	9/03/2023	Yurra Pty Ltd		\$FTP	0.00	3,038.00
29/03/2023	006427	10/03/2023	Yurra Pty Ltd	Service Provided	\$APINVCE	-12,855.40	0.00
15/03/2023	002410	15/03/2023	Yurra Pty Ltd		\$FTP	0.00	8,960.71
17/03/2023	002463	17/03/2023	Yurra Pty Ltd		\$FTP	0.00	16,957.17
29/03/2023	002793	29/03/2023	Yurra Pty Ltd		\$FTP	0.00	12,855.40
Total:						-107,476.09	107,476.09
Creditor: 10029 - Oresome Aircon Cleaning Pty Ltd							
8/03/2023	200693	10/02/2023	Oresome Aircon Cleaning	1/19 Dempster	\$APINVCE	-4,653.00	0.00
9/03/2023	201039	10/02/2023	Oresome Aircon Cleaning	Mayors Office	\$APINVCE	-4,279.00	0.00
9/03/2023	200571	16/02/2023	Oresome Aircon Cleaning	Service Provided	\$APINVCE	-2,614.00	0.00
9/03/2023	201262	16/02/2023	Oresome Aircon Cleaning	Service Provided	\$APINVCE	-143.00	0.00
31/03/2023	201257	24/02/2023	Oresome Aircon Cleaning	Service Provided	\$APINVCE	-143.00	0.00
27/03/2023	201347	2/03/2023	Oresome Aircon Cleaning	Service Provided	\$APINVCE	-143.00	0.00
27/03/2023	201570	3/03/2023	Oresome Aircon Cleaning	Service Provided	\$APINVCE	-143.00	0.00
8/03/2023	002193	8/03/2023	Oresome Aircon Cleaning		\$FTP	0.00	4,653.00
9/03/2023	002226	9/03/2023	Oresome Aircon Cleaning		\$FTP	0.00	7,036.00
27/03/2023	002651	23/03/2023	Oresome Aircon Cleaning		\$FTP	0.00	286.00
31/03/2023	002824	31/03/2023	Oresome Aircon Cleaning		\$FTP	0.00	143.00
Total:						-12,118.00	12,118.00
Creditor: 10031 - Pilbara Pressure Force Pty Ltd							
9/03/2023	INV-10068	6/10/2022	Pilbara Pressure Force Pty Ltd	Services provided	\$APINVCE	-1,634.86	0.00
2/03/2023	INV-10214	13/12/2022	Pilbara Pressure Force Pty Ltd	Services provided	\$APINVCE	-140.25	0.00
2/03/2023	INV-10209	13/12/2022	Pilbara Pressure Force Pty Ltd	Services provided	\$APINVCE	-210.38	0.00
1/03/2023	INV-10233	31/12/2022	Pilbara Pressure Force Pty Ltd	Steam Cleaning	\$APINVCE	-3,696.55	0.00
31/03/2023	INV-10345	16/02/2023	Pilbara Pressure Force Pty Ltd	Graffiti removal	\$APINVCE	-514.25	0.00
9/03/2023	INV-10346	20/02/2023	Pilbara Pressure Force Pty Ltd	Services provided	\$APINVCE	-561.00	0.00
9/03/2023	INV-10356	23/02/2023	Pilbara Pressure Force Pty Ltd	n-Going House Clean 1 Frisby	\$APINVCE	-395.96	0.00
22/03/2023	INV-10351	23/02/2023	Pilbara Pressure Force Pty Ltd	Service Provided	\$APINVCE	-748.00	0.00
22/03/2023	INV-10361	24/02/2023	Pilbara Pressure Force Pty Ltd	Service Provided	\$APINVCE	-1,133.00	0.00
31/03/2023	INV-10187	28/02/2023	Pilbara Pressure Force Pty Ltd	Sanitary bin replacement	\$APINVCE	-1,473.42	0.00
1/03/2023	002097	1/03/2023	Pilbara Pressure Force Pty Ltd		\$FTP	0.00	3,696.55
2/03/2023	002134	2/03/2023	Pilbara Pressure Force Pty Ltd		\$FTP	0.00	350.63
9/03/2023	002227	9/03/2023	Pilbara Pressure Force Pty Ltd		\$FTP	0.00	2,591.82
15/03/2023	INV-10390	10/03/2023	Pilbara Pressure Force Pty Ltd	Service Provided	\$APINVCE	-880.00	0.00
15/03/2023	002411	15/03/2023	Pilbara Pressure Force Pty Ltd		\$FTP	0.00	880.00
22/03/2023	002492	22/03/2023	Pilbara Pressure Force Pty Ltd		\$FTP	0.00	1,881.00
31/03/2023	002825	31/03/2023	Pilbara Pressure Force Pty Ltd		\$FTP	0.00	1,987.67
Total:						-11,387.67	11,387.67

Creditor: 10034 - Helpcon Enterprises Pty Ltd							
29/03/2023	1946	10/02/2023	HELPCON ENTERPRISES PTY LTD	Concrete & Civil Works - Landfill Office	\$APINVCE	-56,022.89	0.00
27/03/2023	00000099	5/03/2023	HELPCON ENTERPRISES PTY LTD	Services provided	\$APINVCE	-22,088.00	0.00
27/03/2023	002652	23/03/2023	HELPCON ENTERPRISES PTY LTD		\$FTP	0.00	22,088.00
29/03/2023	002794	29/03/2023	HELPCON ENTERPRISES PTY LTD		\$FTP	0.00	56,022.89
Total:						-78,110.89	78,110.89
Creditor: 10035 - Cirko Pty Ltd T/A Tic Tag Systems							
9/03/2023	484	7/12/2022	CIRKO Operational	Services provided	\$APINVCE	-3,795.00	0.00
9/03/2023	485	7/12/2022	CIRKO Operational	Services provided	\$APINVCE	-5,060.00	0.00
22/03/2023	486	7/12/2022	CIRKO Operational	Services provided	\$APINVCE	-1,686.66	0.00
22/03/2023	487	7/12/2022	CIRKO Operational	Services provided	\$APINVCE	-421.66	0.00
22/03/2023	488	7/12/2022	CIRKO Operational	Services provided	\$APINVCE	-1,686.66	0.00
9/03/2023	002228	9/03/2023	CIRKO Operational		\$FTP	0.00	8,855.00
22/03/2023	002493	22/03/2023	CIRKO Operational		\$FTP	0.00	3,794.98
Total:						-12,649.98	12,649.98
Creditor: 10040 - Up Your Grass Garden Maintenance							
14/03/2023	INV-5432	30/01/2023	Up Your Grass Garden Maintenance	Services provided	\$APINVCE	-1,842.50	0.00
2/03/2023	INV-5621	21/02/2023	Up Your Grass Garden Maintenance	Services provided	\$APINVCE	-222.75	0.00
22/03/2023	INV-5660	27/02/2023	Up Your Grass Garden Maintenance	Service Provided	\$APINVCE	-209.00	0.00
27/03/2023	INV-5672	28/02/2023	Up Your Grass Garden Maintenance	Service Provided	\$APINVCE	-412.50	0.00
2/03/2023	002135	2/03/2023	Up Your Grass Garden Maintenance		\$FTP	0.00	222.75
14/03/2023	002366	14/03/2023	Up Your Grass Garden Maintenance		\$FTP	0.00	1,842.50
22/03/2023	002494	22/03/2023	Up Your Grass Garden Maintenance		\$FTP	0.00	209.00
27/03/2023	002653	23/03/2023	Up Your Grass Garden Maintenance		\$FTP	0.00	412.50
Total:						-2,686.75	2,686.75
Creditor: 10045 - Everything Earth Pty Ltd							
8/03/2023	INV-0293	23/02/2023	Everything Earth Pty Ltd	Service Provided	\$APINVCE	-6,115.00	0.00
31/03/2023	INV-0295	23/02/2023	Everything Earth Pty Ltd	Service Provided	\$APINVCE	-6,930.00	0.00
27/03/2023	INV-0307	2/03/2023	Everything Earth Pty Ltd	Service Provided	\$APINVCE	-9,405.00	0.00
22/03/2023	INV-0294	3/03/2023	Everything Earth Pty Ltd	Service Provided	\$APINVCE	-11,979.00	0.00
8/03/2023	002194	8/03/2023	Everything Earth Pty Ltd		\$FTP	0.00	6,115.00
22/03/2023	002495	22/03/2023	Everything Earth Pty Ltd		\$FTP	0.00	11,979.00
27/03/2023	002654	23/03/2023	Everything Earth Pty Ltd		\$FTP	0.00	9,405.00
31/03/2023	002826	31/03/2023	Everything Earth Pty Ltd		\$FTP	0.00	6,930.00
Total:						-34,429.00	34,429.00
Creditor: 10046 - Altus Group Consulting Pty Limited							
27/03/2023	CI-0000003938	28/02/2023	Altus Page Kirkland	Service Provided	\$APINVCE	-1,980.00	0.00
27/03/2023	002655	23/03/2023	Altus Page Kirkland		\$FTP	0.00	1,980.00
Total:						-1,980.00	1,980.00
Creditor: 10047 - Cadds Group Pty Ltd							
14/03/2023	302307	30/11/2022	Cadds Group Pty Ltd	Services provided	\$APINVCE	-6,565.46	0.00
14/03/2023	002367	14/03/2023	Cadds Group Pty Ltd		\$FTP	0.00	6,565.46
Total:						-6,565.46	6,565.46

Creditor: 10048 - AK Evans Group Australia T/A Regroup Australia

8/03/2023	25986	31/01/2023	AK Evans Group Australia Pty Ltd	Services provided	\$APINVCE	-13,939.20	0.00
15/03/2023	26251	28/02/2023	AK Evans Group Australia Pty Ltd	Service Provided	\$APINVCE	-9,894.22	0.00
27/03/2023	26203	28/02/2023	AK Evans Group Australia Pty Ltd	Service Provided	\$APINVCE	-12,672.00	0.00
8/03/2023	002195	8/03/2023	AK Evans Group Australia Pty Ltd		\$FTP	0.00	13,939.20
15/03/2023	002412	15/03/2023	AK Evans Group Australia Pty Ltd		\$FTP	0.00	9,894.22
27/03/2023	002656	23/03/2023	AK Evans Group Australia Pty Ltd		\$FTP	0.00	12,672.00

Total:

-36,505.42	36,505.42
------------	-----------

Creditor: 10050 - JBS & G Australia Pty Ltd

17/03/2023	99185	10/02/2023	JSB & G Australia	Service Provided	\$APINVCE	-2,964.06	0.00
17/03/2023	002464	17/03/2023	JSB & G Australia		\$FTP	0.00	2,964.06

Total:

-2,964.06	2,964.06
-----------	----------

Creditor: 10051 - Stay Kool Airconditioning & Electrical Services

2/03/2023	4278	3/02/2023	MDL Elect & AC Pty Ltd	Services Provided	\$APINVCE	-148.50	0.00
2/03/2023	002136	2/03/2023	MDL Elect & AC Pty Ltd		\$FTP	0.00	148.50

Total:

-148.50	148.50
---------	--------

Creditor: 10053 - White Knight Industries

9/03/2023	00042919	7/02/2023	White Knight Industries	Services Provided	\$APINVCE	-37.00	0.00
17/03/2023	00042926	8/02/2023	White Knight Industries	Services Provided	\$APINVCE	-148.50	0.00
14/03/2023	00043199	8/03/2023	White Knight Industries	Keys	\$APINVCE	-22.00	0.00
9/03/2023	002229	9/03/2023	White Knight Industries		\$FTP	0.00	37.00
14/03/2023	002368	14/03/2023	White Knight Industries		\$FTP	0.00	22.00
17/03/2023	002465	17/03/2023	White Knight Industries		\$FTP	0.00	148.50

Total:

-207.50	207.50
---------	--------

Creditor: 10055 - Total Electrical & Communications Services (TEC Services)

1/03/2023	62290	23/01/2023	Total Electrical Communication Services	Services Provided	\$APINVCE	-338.25	0.00
9/03/2023	62542	7/02/2023	Total Electrical Communication Services	One Tree South Hedland Daycare	\$APINVCE	-750.68	0.00
1/03/2023	62566	8/02/2023	Total Electrical Communication Services	Services Provided	\$APINVCE	-353.10	0.00
2/03/2023	62582	10/02/2023	Total Electrical Communication Services	Services Provided	\$APINVCE	-1,331.93	0.00
28/03/2023	62620	15/02/2023	Total Electrical Communication Services	Koombana Park - BBQ	\$APINVCE	-669.00	0.00
2/03/2023	62655	21/02/2023	Total Electrical Communication Services	Wanangkura Stadium	\$APINVCE	-6,589.67	0.00
8/03/2023	62650	21/02/2023	Total Electrical Communication Services	SHAC Hang Doors	\$APINVCE	-580.28	0.00
9/03/2023	62648	21/02/2023	Total Electrical Communication Services	85 Sutherland Street	\$APINVCE	-620.47	0.00
22/03/2023	62643	21/02/2023	Total Electrical Communication Services	SHAC Duress System	\$APINVCE	-6,836.36	0.00
9/03/2023	62681	22/02/2023	Total Electrical Communication Services	Services Provided	\$APINVCE	-6,731.80	0.00
9/03/2023	62653	22/02/2023	Total Electrical Communication Services	JD Hardie	\$APINVCE	-8,966.29	0.00
22/03/2023	62699	22/02/2023	Total Electrical Communication Services	Services Provided	\$APINVCE	-463.25	0.00
8/03/2023	CLAIM 14 - FEBRUARY 2023	27/02/2023	Total Electrical Communication Services	Generated from contract claim	\$APINVCE	-16,500.00	0.00
22/03/2023	62776	27/02/2023	Total Electrical Communication Services	Yacht Club	\$APINVCE	-4,836.90	0.00
27/03/2023	62774	27/02/2023	Total Electrical Communication Services	Smoke Detectors	\$APINVCE	-535.38	0.00
1/03/2023	002098	1/03/2023	Total Electrical Communication Services		\$FTP	0.00	691.35
2/03/2023	002137	2/03/2023	Total Electrical Communication Services		\$FTP	0.00	7,921.60
22/03/2023	62837	7/03/2023	Total Electrical Communication Services	Service Provided	\$APINVCE	-9,347.94	0.00
8/03/2023	002196	8/03/2023	Total Electrical Communication Services		\$FTP	0.00	17,080.28
9/03/2023	002230	9/03/2023	Total Electrical Communication Services		\$FTP	0.00	17,069.24
27/03/2023	CLAIM 6 - FEBRUARY 2023	10/03/2023	Total Electrical Communication Services	Generated from contract claim	\$APINVCE	-77,331.76	0.00

27/03/2023	62866	10/03/2023	Total Electrical Communication Services	Service Provided	\$APINVCE	-189.40	0.00
27/03/2023	62876	13/03/2023	Total Electrical Communication Services	Cleared Toilet Blockage	\$APINVCE	-231.00	0.00
22/03/2023	002496	22/03/2023	Total Electrical Communication Services		\$FTP	0.00	21,484.45
27/03/2023	002657	23/03/2023	Total Electrical Communication Services		\$FTP	0.00	78,287.54
28/03/2023	002753	27/03/2023	Total Electrical Communication Services		\$FTP	0.00	669.00
Total:						-143,203.46	143,203.46
Creditor: 10056 - Hodge Collard Preston Architects							
10/03/2023	682032	28/02/2023	Hodge Collard Preston Pty Ltd	Services provided	\$APINVCE	-21,504.48	0.00
15/03/2023	722032	28/02/2023	Hodge Collard Preston Pty Ltd	Depot Upgrade	\$APINVCE	-1,133.00	0.00
10/03/2023	002286	10/03/2023	Hodge Collard Preston Pty Ltd		\$FTP	0.00	21,504.48
15/03/2023	002413	15/03/2023	Hodge Collard Preston Pty Ltd		\$FTP	0.00	1,133.00
Total:						-22,637.48	22,637.48
Creditor: 10057 - Goodline							
1/03/2023	187764	14/02/2023	RibshirePL T/A Goodline	Service Provided	\$APINVCE	-461.44	0.00
1/03/2023	187573	14/02/2023	RibshirePL T/A Goodline	Service Provided	\$APINVCE	-382.80	0.00
1/03/2023	187759	14/02/2023	RibshirePL T/A Goodline	Service Provided	\$APINVCE	-206.25	0.00
9/03/2023	188103	22/02/2023	RibshirePL T/A Goodline	nstall 2x Signs - Council Chambers	\$APINVCE	-6,350.96	0.00
9/03/2023	188095	22/02/2023	RibshirePL T/A Goodline	Services Provided	\$APINVCE	-52,370.56	0.00
8/03/2023	188093	23/02/2023	RibshirePL T/A Goodline	Service Provided	\$APINVCE	-3,952.41	0.00
15/03/2023	CT000105- CLAIM 2 FEB 2023	28/02/2023	RibshirePL T/A Goodline	Generated from contract claim	\$APINVCE	-169,466.88	0.00
27/03/2023	188450	28/02/2023	RibshirePL T/A Goodline	Service Provided	\$APINVCE	-1,038.40	0.00
27/03/2023	188410	28/02/2023	RibshirePL T/A Goodline	Service Provided	\$APINVCE	-137.50	0.00
1/03/2023	002099	1/03/2023	RibshirePL T/A Goodline		\$FTP	0.00	1,050.49
27/03/2023	187531	7/03/2023	RibshirePL T/A Goodline	Service Provided	\$APINVCE	-1,511.39	0.00
8/03/2023	002197	8/03/2023	RibshirePL T/A Goodline		\$FTP	0.00	3,952.41
9/03/2023	002231	9/03/2023	RibshirePL T/A Goodline		\$FTP	0.00	58,721.52
15/03/2023	002414	15/03/2023	RibshirePL T/A Goodline		\$FTP	0.00	169,466.88
28/03/2023	188843	15/03/2023	RibshirePL T/A Goodline	TOPH-Upstairs toilet not working, leakin	\$APINVCE	-929.07	0.00
27/03/2023	002658	23/03/2023	RibshirePL T/A Goodline		\$FTP	0.00	2,687.29
28/03/2023	002754	27/03/2023	RibshirePL T/A Goodline		\$FTP	0.00	929.07
Total:						-236,807.66	236,807.66
Creditor: 10058 - MP Rogers & Associates Pty Ltd							
22/03/2023	23434	28/02/2023	MP Rogers and Associates PL	Service Provided	\$APINVCE	-548.02	0.00
27/03/2023	CT000078 - CLAIM 12 - FEB 2023	8/03/2023	MP Rogers and Associates PL	Generated from contract claim	\$APINVCE	-15,323.30	0.00
22/03/2023	002497	22/03/2023	MP Rogers and Associates PL		\$FTP	0.00	548.02
27/03/2023	002659	23/03/2023	MP Rogers and Associates PL		\$FTP	0.00	15,323.30
Total:						-15,871.32	15,871.32
Creditor: 10059 - Complete Office Supplies Pty Ltd							
10/03/2023	11531373	10/11/2022	Complete Office Supplies Pty Ltd	Goods provided	\$APINVCE	-659.29	0.00
10/03/2023	11604025	6/12/2022	Complete Office Supplies Pty Ltd	Stationary	\$APINVCE	-101.97	0.00
9/03/2023	11744373	30/01/2023	Complete Office Supplies Pty Ltd	Stationary Supplies	\$APINVCE	-1,056.00	0.00
9/03/2023	002232	9/03/2023	Complete Office Supplies Pty Ltd		\$FTP	0.00	1,056.00
10/03/2023	002287	10/03/2023	Complete Office Supplies Pty Ltd		\$FTP	0.00	761.26
Total:						-1,817.26	1,817.26

Creditor: 10062 - Cleanaway Pty Ltd - 73291687

2/03/2023	19166780	7/12/2022	Cleanaway Operations Pty Ltd	Municipal Council Account	\$APINVCE	-157,608.00	0.00
3/03/2023	19169680	31/12/2022	Cleanaway Operations Pty Ltd	JD Hardie	\$APINVCE	-120.52	0.00
2/03/2023	19178195	30/01/2023	Cleanaway Operations Pty Ltd	Municipal Council Account	\$APINVCE	-155,808.61	0.00
9/03/2023	19175405	31/01/2023	Cleanaway Operations Pty Ltd	Services Provided	\$APINVCE	-273.72	0.00
10/03/2023	19175041	31/01/2023	Cleanaway Operations Pty Ltd	Services Provided	\$APINVCE	-2,216.36	0.00
28/03/2023	19177704	31/01/2023	Cleanaway Operations Pty Ltd	Services Provided	\$APINVCE	-482.57	0.00
28/03/2023	19172121	31/01/2023	Cleanaway Operations Pty Ltd	Waste Services - Landfill	\$APINVCE	-20,396.95	0.00
2/03/2023	19182305	4/02/2023	Cleanaway Operations Pty Ltd	Services Provided	\$APINVCE	-22,476.33	0.00
17/03/2023	19185168	28/02/2023	Cleanaway Operations Pty Ltd	JD Hardie	\$APINVCE	-120.52	0.00
17/03/2023	19186281	28/02/2023	Cleanaway Operations Pty Ltd	South Hedland Aquatic	\$APINVCE	-327.47	0.00
28/03/2023	19186158	28/02/2023	Cleanaway Operations Pty Ltd	Colin Matheson Oval	\$APINVCE	-769.78	0.00
28/03/2023	19185171	28/02/2023	Cleanaway Operations Pty Ltd	Civic Center	\$APINVCE	-775.50	0.00
28/03/2023	19182897	28/02/2023	Cleanaway Operations Pty Ltd	Waste Services - Kevin Scott Oval	\$APINVCE	-273.72	0.00
2/03/2023	002138	2/03/2023	Cleanaway Operations Pty Ltd		\$FTP	0.00	335,892.94
3/03/2023	002183	3/03/2023	Cleanaway Operations Pty Ltd		\$FTP	0.00	120.52
9/03/2023	002233	9/03/2023	Cleanaway Operations Pty Ltd		\$FTP	0.00	273.72
10/03/2023	002288	10/03/2023	Cleanaway Operations Pty Ltd		\$FTP	0.00	2,216.36
17/03/2023	002466	17/03/2023	Cleanaway Operations Pty Ltd		\$FTP	0.00	447.99
28/03/2023	002755	27/03/2023	Cleanaway Operations Pty Ltd		\$FTP	0.00	22,698.52

Total:

-361,650.05 361,650.05

Creditor: 10067 - Sigma Chemicals

1/03/2023	161665/01	14/12/2022	Sigma Chemicals Pty Ltd	Goods provided	\$APINVCE	-986.70	0.00
1/03/2023	164546/01	23/01/2023	Sigma Chemicals Pty Ltd	Services Provided	\$APINVCE	-563.28	0.00
27/03/2023	165777/01	14/02/2023	Sigma Chemicals Pty Ltd	Service Provided	\$APINVCE	-363.00	0.00
17/03/2023	166363/01	15/02/2023	Sigma Chemicals Pty Ltd	Service Provided	\$APINVCE	-3,305.28	0.00
1/03/2023	002100	1/03/2023	Sigma Chemicals Pty Ltd		\$FTP	0.00	1,549.98
27/03/2023	167027/01	3/03/2023	Sigma Chemicals Pty Ltd	Service Provided	\$APINVCE	-5,440.38	0.00
27/03/2023	166695/01	3/03/2023	Sigma Chemicals Pty Ltd	Service Provided	\$APINVCE	-105.66	0.00
17/03/2023	002467	17/03/2023	Sigma Chemicals Pty Ltd		\$FTP	0.00	3,305.28
27/03/2023	002660	23/03/2023	Sigma Chemicals Pty Ltd		\$FTP	0.00	5,909.04

Total:

-10,764.30 10,764.30

Creditor: 10068 - Josephine Bianchi

8/03/2023	RFP_J BIANCHI_02032023_2	2/03/2023	Josephine Bianchi	Reimbursement - Electricity 19/11/2022 - 19/01/2023	\$APINVCE	-1,668.32	0.00
8/03/2023	RFP_J BIANCHI_02032023_1	2/03/2023	Josephine Bianchi	Reimbursement - Electricity 21/09/2022 - 18/11/2022	\$APINVCE	-525.01	0.00
8/03/2023	002198	8/03/2023	Josephine Bianchi		\$FTP	0.00	2,193.33
31/03/2023	RFP_J BIANCH_31032023	31/03/2023	Josephine Bianchi	Reimbursement - Electricity 20/01/2023 - 21/03/2023	\$APINVCE	-976.67	0.00
31/03/2023	002827	31/03/2023	Josephine Bianchi		\$FTP	0.00	976.67

Total:

-3,170.00 3,170.00

Creditor: 10069 - Cleverpatch Pty Ltd

29/03/2023	480560	2/03/2023	CleverPatch Pty Ltd	Craft Supplies	\$APINVCE	-512.64	0.00
29/03/2023	002795	29/03/2023	CleverPatch Pty Ltd		\$FTP	0.00	512.64

Total:

-512.64 512.64

Creditor: 10073 - Ashlee Groch

29/03/2023	RFP_A GROCH_24032023	24/03/2023	ASHLEE K GROCH	Reimbursement - Team Luch (JD Hardie) & Name badges for Federal Cabinet visit	\$APINVCE	-63.28	0.00
29/03/2023	002796	29/03/2023	ASHLEE K GROCH		\$FTP	0.00	63.28
Total:						-63.28	63.28

Creditor: 10074 - St John Ambulance Western Australia Ltd

27/03/2023	FAINV01050591	31/01/2023	St John Ambulance Western Australia Ltd	Australia Day - Ambulance Standby	\$APINVCE	-456.50	0.00
27/03/2023	002661	23/03/2023	St John Ambulance Western Australia Ltd		\$FTP	0.00	456.50
Total:						-456.50	456.50

Creditor: 10077 - Pilbara Medical Holdings Pty Ltd

1/03/2023	409834	6/01/2023	Pilbara Medical Holding	Services Provided	\$APINVCE	-79.20	0.00
1/03/2023	410343	16/01/2023	Pilbara Medical Holding	Services Provided	\$APINVCE	-79.20	0.00
31/03/2023	412923	21/02/2023	Pilbara Medical Holding	Service Provided	\$APINVCE	-79.20	0.00
31/03/2023	413004	21/02/2023	Pilbara Medical Holding	Service Provided	\$APINVCE	-79.20	0.00
31/03/2023	413005	21/02/2023	Pilbara Medical Holding	Service Provided	\$APINVCE	-79.20	0.00
31/03/2023	412924	21/02/2023	Pilbara Medical Holding	Service Provided	\$APINVCE	-79.20	0.00
1/03/2023	002101	1/03/2023	Pilbara Medical Holding		\$FTP	0.00	158.40
29/03/2023	413953	2/03/2023	Pilbara Medical Holding	Service Provided	\$APINVCE	-152.90	0.00
29/03/2023	002797	29/03/2023	Pilbara Medical Holding		\$FTP	0.00	152.90
31/03/2023	002828	31/03/2023	Pilbara Medical Holding		\$FTP	0.00	316.80
Total:						-628.10	628.10

Creditor: 10078 - City Of Karratha

15/03/2023	134440	3/02/2023	City of Karratha	Services Provided	\$APINVCE	-3,652.00	0.00
27/03/2023	134846	7/03/2023	City of Karratha	Service Provided	\$APINVCE	-275.00	0.00
15/03/2023	002415	15/03/2023	City of Karratha		\$FTP	0.00	3,652.00
27/03/2023	002662	23/03/2023	City of Karratha		\$FTP	0.00	275.00
Total:						-3,927.00	3,927.00

Creditor: 10082 - The Workwear Group Pty Ltd

31/03/2023	14411566	31/10/2022	Wesfarmers Ltd - Workwear Group (Rec)	Uniform	\$APINVCE	-39.96	0.00
8/03/2023	14502606	8/12/2022	Wesfarmers Ltd - Workwear Group (Rec)	Uniform	\$APINVCE	-519.29	0.00
9/03/2023	14572666	18/01/2023	Wesfarmers Ltd - Workwear Group (Rec)	Services Provided	\$APINVCE	-321.18	0.00
8/03/2023	002199	8/03/2023	Wesfarmers Ltd - Workwear Group (Rec)		\$FTP	0.00	519.29
9/03/2023	002234	9/03/2023	Wesfarmers Ltd - Workwear Group (Rec)		\$FTP	0.00	321.18
31/03/2023	002829	31/03/2023	Wesfarmers Ltd - Workwear Group (Rec)		\$FTP	0.00	39.96
Total:						-880.43	880.43

Creditor: 10083 - Sonic Healthplus Pty Ltd

9/03/2023	2847187	7/02/2023	Sonic Health Plus	Service Provided	\$APINVCE	-99.00	0.00
22/03/2023	2853741	14/02/2023	Sonic Health Plus	Service Provided	\$APINVCE	-624.80	0.00
22/03/2023	2855001	15/02/2023	Sonic Health Plus	Service Provided	\$APINVCE	-99.00	0.00
22/03/2023	2855000	15/02/2023	Sonic Health Plus	Service Provided	\$APINVCE	-99.00	0.00
22/03/2023	2854999	15/02/2023	Sonic Health Plus	Service Provided	\$APINVCE	-99.00	0.00
27/03/2023	2854998	15/02/2023	Sonic Health Plus	Service Provided	\$APINVCE	-99.00	0.00
22/03/2023	2856513	17/02/2023	Sonic Health Plus	Service Provided	\$APINVCE	-99.00	0.00
27/03/2023	2856515	17/02/2023	Sonic Health Plus	Service Provided	\$APINVCE	-99.00	0.00

28/03/2023	2856514	17/02/2023	Sonic Health Plus	Service Provided	\$APINVCE	-99.00	0.00
27/03/2023	2858959	20/02/2023	Sonic Health Plus	Service Provided	\$APINVCE	-99.00	0.00
31/03/2023	2863722	24/02/2023	Sonic Health Plus	Service Provided	\$APINVCE	-705.10	0.00
31/03/2023	2863720	24/02/2023	Sonic Health Plus	Service Provided	\$APINVCE	-705.10	0.00
31/03/2023	2864719	27/02/2023	Sonic Health Plus	Service Provided	\$APINVCE	-528.84	0.00
31/03/2023	2864720	27/02/2023	Sonic Health Plus	Service Provided	\$APINVCE	-528.85	0.00
27/03/2023	2870320	3/03/2023	Sonic Health Plus	Service Provided	\$APINVCE	-705.10	0.00
27/03/2023	2870321	3/03/2023	Sonic Health Plus	Service Provided	\$APINVCE	-804.10	0.00
27/03/2023	2870323	3/03/2023	Sonic Health Plus	Service Provided	\$APINVCE	-804.10	0.00
31/03/2023	2870322	3/03/2023	Sonic Health Plus	Service Provided	\$APINVCE	-693.00	0.00
9/03/2023	002235	9/03/2023	Sonic Health Plus		\$FTP	0.00	99.00
22/03/2023	002498	22/03/2023	Sonic Health Plus		\$FTP	0.00	1,020.80
27/03/2023	002663	23/03/2023	Sonic Health Plus		\$FTP	0.00	2,610.30
28/03/2023	002756	27/03/2023	Sonic Health Plus		\$FTP	0.00	99.00
31/03/2023	002830	31/03/2023	Sonic Health Plus		\$FTP	0.00	3,160.89
Total:						-6,989.99	6,989.99
Creditor: 10084 - Goldline Distributors							
14/03/2023	IS7870873.BRO	11/01/2023	Goldline Distributors Pty Ltd	Kiosk Stock	\$APINVCE	-1,409.90	0.00
15/03/2023	IS7870872.BRO	11/01/2023	Goldline Distributors Pty Ltd	Consumables	\$APINVCE	-2,452.18	0.00
29/03/2023	IS7871420.BRO	11/01/2023	Goldline Distributors Pty Ltd	Kiosk Supplies	\$APINVCE	-76.73	0.00
14/03/2023	IS7937846.BRO	18/01/2023	Goldline Distributors Pty Ltd	Service Provided	\$APINVCE	-3,329.11	0.00
9/03/2023	9011713981	15/02/2023	Goldline Distributors Pty Ltd	drinks	\$APINVCE	-348.49	0.00
2/03/2023	IS8275438	21/02/2023	Goldline Distributors Pty Ltd	Service Provided	\$APINVCE	-1,183.39	0.00
2/03/2023	002139	2/03/2023	Goldline Distributors Pty Ltd		\$FTP	0.00	1,183.39
9/03/2023	002236	9/03/2023	Goldline Distributors Pty Ltd		\$FTP	0.00	348.49
14/03/2023	002369	14/03/2023	Goldline Distributors Pty Ltd		\$FTP	0.00	4,739.01
15/03/2023	002416	15/03/2023	Goldline Distributors Pty Ltd		\$FTP	0.00	2,452.18
29/03/2023	002798	29/03/2023	Goldline Distributors Pty Ltd		\$FTP	0.00	76.73
Total:						-8,799.80	8,799.80
Creditor: 10087 - Elgas Limited							
31/03/2023	1673294877	22/02/2023	ELGAS LIMITED	Service Provided	\$APINVCE	-3,191.63	0.00
31/03/2023	002831	31/03/2023	ELGAS LIMITED		\$FTP	0.00	3,191.63
Total:						-3,191.63	3,191.63
Creditor: 10091 - Garnama Pty Ltd T/As Les Mills Asia Pacific							
27/03/2023	1217922	1/03/2023	Garnama Pty Ltd	Service Provided	\$APINVCE	-898.08	0.00
31/03/2023	1217795	1/03/2023	Garnama Pty Ltd	Service Provided	\$APINVCE	-888.36	0.00
27/03/2023	002664	23/03/2023	Garnama Pty Ltd		\$FTP	0.00	898.08
31/03/2023	002832	31/03/2023	Garnama Pty Ltd		\$FTP	0.00	888.36
Total:						-1,786.44	1,786.44
Creditor: 10094 - Hedland Mobile Windscreens							
22/03/2023	35290	27/02/2023	Hedland Mobile Windscreens	Service Provided	\$APINVCE	-110.00	0.00
22/03/2023	002499	22/03/2023	Hedland Mobile Windscreens		\$FTP	0.00	110.00
Total:						-110.00	110.00

Creditor: 10095 - Northwest Quarries

31/03/2023	00004447	16/02/2023	North West Quarries Pty Ltd	Stone to Landfill	\$APINVCE	-7,211.55	0.00
10/03/2023	00004461	20/02/2023	North West Quarries Pty Ltd	Stone to Landfill	\$APINVCE	-8,052.00	0.00
10/03/2023	002289	10/03/2023	North West Quarries Pty Ltd		\$FTP	0.00	8,052.00
31/03/2023	002833	31/03/2023	North West Quarries Pty Ltd		\$FTP	0.00	7,211.55

Total:

-15,263.55 15,263.55

Creditor: 10099 - J.G Abberton And Others T/A Lavan

22/03/2023	704249	27/02/2023	The Partners Lavan Legal	Service Provided	\$APINVCE	-11,880.00	0.00
22/03/2023	002500	22/03/2023	The Partners Lavan Legal		\$FTP	0.00	11,880.00

Total:

-11,880.00 11,880.00

Creditor: 10100 - Cate Taylor

14/03/2023	RFP_C TAYLOR_04032023	4/03/2023	Catherine M Taylor	Reimbursement	\$APINVCE	-32.50	0.00
14/03/2023	002370	14/03/2023	Catherine M Taylor		\$FTP	0.00	32.50
27/03/2023	RFP_C TAYLOR_18032023	18/03/2023	Catherine M Taylor	Reimbursement Outdoor Story Time	\$APINVCE	-24.92	0.00
27/03/2023	RFP_C TAYLOR_18032023	18/03/2023	Catherine M Taylor	Reimbursement Display items for South Library	\$APINVCE	-20.00	0.00
27/03/2023	RFP_C TAYLOR_18032023	18/03/2023	Catherine M Taylor	Reimbursement - Staff Meeting Morning Tea	\$APINVCE	-18.09	0.00
27/03/2023	RFP_C TAYLOR_18032023	18/03/2023	Catherine M Taylor	Reimbursement OWLS & Hedland Memories Event	\$APINVCE	-86.74	0.00
27/03/2023	002665	23/03/2023	Catherine M Taylor		\$FTP	0.00	149.75

Total:

-182.25 182.25

Creditor: 10101 - Complete Hire & Sales Pty Ltd T/As Complete Portables

22/03/2023	NW/25941	7/03/2023	Complete Hire & Sales Pty Ltd	50% Non Refundable Deposit 16 Pan Event Toilet - Capacity 4700L	\$APINVCE	-7,252.52	0.00
29/03/2023	MW/25942	7/03/2023	Complete Hire & Sales Pty Ltd	16 Pan Event Toilet - Capacity 4700L 100% Deposit to secure asset	\$APINVCE	-5,666.65	0.00
29/03/2023	NW/25755	7/03/2023	Complete Hire & Sales Pty Ltd	16 Pan Event Toilet - Capacity 4700L 100% Deposit to secure asset	\$APINVCE	-15,151.04	0.00
22/03/2023	002501	22/03/2023	Complete Hire & Sales Pty Ltd		\$FTP	0.00	7,252.52
29/03/2023	002799	29/03/2023	Complete Hire & Sales Pty Ltd		\$FTP	0.00	20,817.69

Total:

-28,070.21 28,070.21

Creditor: 10104 - Avantgarde Technologies Pty Ltd

15/03/2023	ES 00001765	9/09/2022	Avantgarde Technologies Pty Ltd	1 x Korenix Network Switch 6059G	\$APINVCE	-2,420.00	0.00
8/03/2023	ES 1795	1/11/2022	Avantgarde Technologies Pty Ltd	CCTV Maintenance and Support	\$APINVCE	-7,260.00	0.00
8/03/2023	ES 1820	19/12/2022	Avantgarde Technologies Pty Ltd	Service Provided	\$APINVCE	-44,000.00	0.00
1/03/2023	ES 1824	3/01/2023	Avantgarde Technologies Pty Ltd	CCTV Maintenance and Support February 2023	\$APINVCE	-7,260.00	0.00
1/03/2023	ES 1830	1/02/2023	Avantgarde Technologies Pty Ltd	Services Provided	\$APINVCE	-7,260.00	0.00
1/03/2023	002102	1/03/2023	Avantgarde Technologies Pty Ltd		\$FTP	0.00	14,520.00
15/03/2023	ES 1842	1/03/2023	Avantgarde Technologies Pty Ltd	Service Provided	\$APINVCE	-7,260.00	0.00
8/03/2023	002200	8/03/2023	Avantgarde Technologies Pty Ltd		\$FTP	0.00	51,260.00
15/03/2023	ES 1846	9/03/2023	Avantgarde Technologies Pty Ltd	CCTV Renewal	\$APINVCE	-103,972.00	0.00
15/03/2023	002417	15/03/2023	Avantgarde Technologies Pty Ltd		\$FTP	0.00	113,652.00

Total:

-179,432.00 179,432.00

Creditor: 10108 - Inesperata Integrated Systems Pty Ltd

17/03/2023	2989	22/02/2023	Inesperata Integrated Systems Pty Ltd	Service Provided	\$APINVCE	-519.35	0.00
17/03/2023	2997	22/02/2023	Inesperata Integrated Systems Pty Ltd	JD Hardi	\$APINVCE	-107.25	0.00
27/03/2023	2996	28/02/2023	Inesperata Integrated Systems Pty Ltd	Service Provided	\$APINVCE	-1,162.90	0.00
28/03/2023	3002	28/02/2023	Inesperata Integrated Systems Pty Ltd	Service Provided	\$APINVCE	-250.25	0.00
17/03/2023	002468	17/03/2023	Inesperata Integrated Systems Pty Ltd		\$FTP	0.00	626.60
27/03/2023	002666	23/03/2023	Inesperata Integrated Systems Pty Ltd		\$FTP	0.00	1,162.90
28/03/2023	002757	27/03/2023	Inesperata Integrated Systems Pty Ltd		\$FTP	0.00	250.25

Total:**-2,039.75 2,039.75****Creditor: 10109 - Bolinda Publishing Pty Ltd**

2/03/2023	276421	4/11/2022	Bolinda Publishing Pty Ltd	Services provided	\$APINVCE	-2.81	0.00
2/03/2023	002140	2/03/2023	Bolinda Publishing Pty Ltd		\$FTP	0.00	2.81

Total:**-2.81 2.81****Creditor: 10110 - Reece Pty Ltd**

2/03/2023	443129758	16/12/2022	Reece Pty Ltd	Service Provided	\$APINVCE	-134.98	0.00
1/03/2023	43130967	31/01/2023	Reece Pty Ltd	Trigger Spray	\$APINVCE	-106.88	0.00
31/03/2023	443130967	31/01/2023	Reece Pty Ltd	Trigger Spray SS W/Anti Burst Hose/Dcv	\$APINVCE	-106.88	0.00
2/03/2023	443131282	7/02/2023	Reece Pty Ltd	Marker Flags Orange	\$APINVCE	-221.63	0.00
14/03/2023	443132032	23/02/2023	Reece Pty Ltd	Goods provided	\$APINVCE	-13.01	0.00
29/03/2023	443132118	27/02/2023	Reece Pty Ltd	Marker Flags Pink	\$APINVCE	-221.63	0.00
28/03/2023	443132201	28/02/2023	Reece Pty Ltd	Goods provided	\$APINVCE	-61.51	0.00
1/03/2023	002103	1/03/2023	Reece Pty Ltd		\$FTP	0.00	106.88
2/03/2023	002141	2/03/2023	Reece Pty Ltd		\$FTP	0.00	356.61
14/03/2023	002371	14/03/2023	Reece Pty Ltd		\$FTP	0.00	13.01
28/03/2023	002758	27/03/2023	Reece Pty Ltd		\$FTP	0.00	61.51
29/03/2023	002800	29/03/2023	Reece Pty Ltd		\$FTP	0.00	221.63
31/03/2023	002834	31/03/2023	Reece Pty Ltd		\$FTP	0.00	106.88

Total:**-866.52 866.52****Creditor: 10111 - Port Hedland Seafarers Centre T/A Port Hedland Visitor Centr**

15/03/2023	00000026	1/03/2023	Port Hedland Seafarers Centre	Quarterly management fee Period commencing 1 April 2023	\$APINVCE	-101,368.58	0.00
15/03/2023	002418	15/03/2023	Port Hedland Seafarers Centre		\$FTP	0.00	101,368.58

Total:**-101,368.58 101,368.58****Creditor: 10113 - Element Advisory Pty Ltd**

9/03/2023	58059	30/11/2022	Element Advisory Pty Ltd	Service Provided	\$APINVCE	-2,904.00	0.00
9/03/2023	58598	31/01/2023	Element Advisory Pty Ltd	Services Provided	\$APINVCE	-2,255.00	0.00
9/03/2023	002237	9/03/2023	Element Advisory Pty Ltd		\$FTP	0.00	5,159.00

Total:**-5,159.00 5,159.00****Creditor: 10114 - J.D Caffey & Caffey Family Trust T/As Westbooks**

22/03/2023	333885	14/02/2023	Westbooks	Service Provided	\$APINVCE	-25.46	0.00
22/03/2023	333875	14/02/2023	Westbooks	Service Provided	\$APINVCE	-790.68	0.00
22/03/2023	002502	22/03/2023	Westbooks		\$FTP	0.00	816.14

Total:**-816.14 816.14**

Creditor: 10115 - Edge Digital Technology Pty Ltd							
9/03/2023	6/089244	20/01/2023	Edge Digital Technology	Services Provided	\$APINVCE	-574.20	0.00
9/03/2023	002238	9/03/2023	Edge Digital Technology		\$FTP	0.00	574.20
Total:						-574.20	574.20
Creditor: 10119 - Isentia Pty Limited							
10/03/2023	MN0853456	31/01/2023	iSentia Pty Limited	Media Services Fee February 2023	\$APINVCE	-962.50	0.00
10/03/2023	002290	10/03/2023	iSentia Pty Limited		\$FTP	0.00	962.50
Total:						-962.50	962.50
Creditor: 10120 - Hedland Auto Electrics							
2/03/2023	21548	6/02/2023	Hedland Auto Electrics	1HAQ534	\$APINVCE	-410.26	0.00
17/03/2023	21610	22/02/2023	Hedland Auto Electrics	Service Provided	\$APINVCE	-770.00	0.00
17/03/2023	21609	22/02/2023	Hedland Auto Electrics	Service Provided	\$APINVCE	-427.73	0.00
28/03/2023	21608	1/03/2023	Hedland Auto Electrics	CALLED OUT TO SOUTH HEDLAND TIP. INSPECT PH28616	\$APINVCE	-1,094.94	0.00
2/03/2023	002142	2/03/2023	Hedland Auto Electrics		\$FTP	0.00	410.26
17/03/2023	002469	17/03/2023	Hedland Auto Electrics		\$FTP	0.00	1,197.73
28/03/2023	002759	27/03/2023	Hedland Auto Electrics		\$FTP	0.00	1,094.94
Total:						-2,702.93	2,702.93
Creditor: 10121 - Auslec							
27/03/2023	5923390	1/03/2023	HAGEMEYER ELECTRICAL GROUP	Service Provided	\$APINVCE	-148.16	0.00
28/03/2023	5934422	2/03/2023	HAGEMEYER ELECTRICAL GROUP	Service Provided	\$APINVCE	-74.69	0.00
27/03/2023	002667	23/03/2023	HAGEMEYER ELECTRICAL GROUP		\$FTP	0.00	148.16
28/03/2023	002760	27/03/2023	HAGEMEYER ELECTRICAL GROUP		\$FTP	0.00	74.69
Total:						-222.85	222.85
Creditor: 10123 - Sandhiya Goundar							
31/03/2023	RFP_S_GOUNDAR_29032023	29/03/2023	Sandhiya Goundar	Reimbursement - Utilities	\$APINVCE	-1,030.86	0.00
31/03/2023	002835	31/03/2023	Sandhiya Goundar		\$FTP	0.00	1,030.86
Total:						-1,030.86	1,030.86
Creditor: 10124 - Department Of Planning; Lands And Heritage							
1/03/2023	RFP_DPLH_28022023	28/02/2023	DPLH Operating Account	JPAD Fee DA 2021/250	\$APINVCE	-10,670.00	0.00
1/03/2023	002104	1/03/2023	DPLH Operating Account		\$FTP	0.00	10,670.00
Total:						-10,670.00	10,670.00
Creditor: 10125 - Battery Sales & Service							
31/03/2023	122190	28/02/2023	Battery Sales & Service	Service Provided	\$APINVCE	-165.00	0.00
27/03/2023	122460	3/03/2023	Battery Sales & Service	Service Provided	\$APINVCE	-195.50	0.00
27/03/2023	002668	23/03/2023	Battery Sales & Service		\$FTP	0.00	195.50
31/03/2023	002836	31/03/2023	Battery Sales & Service		\$FTP	0.00	165.00
Total:						-360.50	360.50

Creditor: 10127 - Scope Business Imaging

31/03/2023	599194	31/01/2023	Scope Business Imaging	Print Charges	\$APINVCE	-16.74	0.00
31/03/2023	599193	31/01/2023	Scope Business Imaging	Print Charges	\$APINVCE	-384.46	0.00
31/03/2023	599199	31/01/2023	Scope Business Imaging	Print Charges	\$APINVCE	-239.39	0.00
31/03/2023	599198	31/01/2023	Scope Business Imaging	Print Charges	\$APINVCE	-442.97	0.00
31/03/2023	599197	31/01/2023	Scope Business Imaging	Print Charges	\$APINVCE	-35.77	0.00
31/03/2023	599196	31/01/2023	Scope Business Imaging	Print Charges	\$APINVCE	-83.97	0.00
31/03/2023	599195	31/01/2023	Scope Business Imaging	Print Charges	\$APINVCE	-157.20	0.00
27/03/2023	602864	28/02/2023	Scope Business Imaging	Service Provided	\$APINVCE	-99.23	0.00
27/03/2023	602863	28/02/2023	Scope Business Imaging	Service Provided	\$APINVCE	-369.89	0.00
27/03/2023	602862	28/02/2023	Scope Business Imaging	Print Charges	\$APINVCE	-106.96	0.00
27/03/2023	602861	28/02/2023	Scope Business Imaging	Print Charges	\$APINVCE	-208.44	0.00
27/03/2023	602860	28/02/2023	Scope Business Imaging	Print Charges	\$APINVCE	-119.16	0.00
27/03/2023	602859	28/02/2023	Scope Business Imaging	Print Charges	\$APINVCE	-30.41	0.00
27/03/2023	602858	28/02/2023	Scope Business Imaging	Print Charges	\$APINVCE	-27.48	0.00
27/03/2023	602857	28/02/2023	Scope Business Imaging	Print Charges	\$APINVCE	-718.16	0.00
27/03/2023	002669	23/03/2023	Scope Business Imaging	Service Provided	\$FTP	0.00	1,679.73
31/03/2023	002837	31/03/2023	Scope Business Imaging		\$FTP	0.00	1,360.50

Total:

-3,040.23 3,040.23

Creditor: 10128 - Royal Life Saving Society

15/03/2023	192748	4/01/2023	The Royal Life Saving Society WA	Service Provided	\$APINVCE	-69.40	0.00
10/03/2023	195298	31/01/2023	The Royal Life Saving Society WA	Service Provided	\$APINVCE	-22,168.67	0.00
27/03/2023	195429	3/02/2023	The Royal Life Saving Society WA	Services Provided	\$APINVCE	-315.00	0.00
15/03/2023	198006	28/02/2023	The Royal Life Saving Society WA	RLSSWA	\$APINVCE	-30,011.35	0.00
10/03/2023	002291	10/03/2023	The Royal Life Saving Society WA		\$FTP	0.00	22,168.67
15/03/2023	002419	15/03/2023	The Royal Life Saving Society WA		\$FTP	0.00	30,080.75
27/03/2023	002670	23/03/2023	The Royal Life Saving Society WA		\$FTP	0.00	315.00

Total:

-52,564.42 52,564.42

Creditor: 10132 - Tim Turner

2/03/2023	RFP_T TURNER_23022023	23/02/2023	Timothy Turner & Relma Bule-Turner	Elected Member Payment	\$APINVCE	-4,914.09	0.00
2/03/2023	002143	2/03/2023	Timothy Turner & Relma Bule-Turner		\$FTP	0.00	4,914.09

Total:

-4,914.09 4,914.09

Creditor: 10137 - Westrac Pty Ltd

10/03/2023	PI 7896917	1/02/2023	Westrac Pty Ltd	Services Provided	\$APINVCE	-412.41	0.00
27/03/2023	PI7906545	3/02/2023	Westrac Pty Ltd	Goods Provided	\$APINVCE	-228.64	0.00
28/03/2023	PI7969647	21/02/2023	Westrac Pty Ltd	Service Provided	\$APINVCE	-131.23	0.00
22/03/2023	PI7986339	25/02/2023	Westrac Pty Ltd	Service Provided	\$APINVCE	-235.00	0.00
27/03/2023	SI1674465	26/02/2023	Westrac Pty Ltd	Service Provided	\$APINVCE	-10,828.54	0.00
27/03/2023	PI7996448	28/02/2023	Westrac Pty Ltd	Service Provided	\$APINVCE	-772.27	0.00
27/03/2023	PI8006468	2/03/2023	Westrac Pty Ltd	Service Provided	\$APINVCE	-1,939.63	0.00
27/03/2023	PI8011022	3/03/2023	Westrac Pty Ltd	Service Provided	\$APINVCE	-64.24	0.00
27/03/2023	PI8011021	3/03/2023	Westrac Pty Ltd	Service Provided	\$APINVCE	-1,394.26	0.00
27/03/2023	PI8011020	3/03/2023	Westrac Pty Ltd	Service Provided	\$APINVCE	-237.30	0.00
27/03/2023	PI8013362	5/03/2023	Westrac Pty Ltd	Service Provided	\$APINVCE	-1,745.35	0.00

15/03/2023	SI 1677591	9/03/2023	Westrac Pty Ltd	Service Provided	\$APINVCE	-1,296.34	0.00
10/03/2023	002292	10/03/2023	Westrac Pty Ltd		\$FTP	0.00	412.41
15/03/2023	002420	15/03/2023	Westrac Pty Ltd		\$FTP	0.00	1,296.34
22/03/2023	002503	22/03/2023	Westrac Pty Ltd		\$FTP	0.00	235.00
27/03/2023	002671	23/03/2023	Westrac Pty Ltd		\$FTP	0.00	17,210.23
28/03/2023	002761	27/03/2023	Westrac Pty Ltd		\$FTP	0.00	131.23
Total:						-19,285.21	19,285.21
Creditor: 10138 - Gissa International Pty Ltd							
1/03/2023	00048285	6/09/2022	GISSA International Pty Ltd	Services Provided	\$APINVCE	-8,231.45	0.00
10/03/2023	00048285_SHORT PAID	6/09/2022	GISSA International Pty Ltd	Subscription & Licencing PO00002893	\$APINVCE	-18.55	0.00
1/03/2023	002105	1/03/2023	GISSA International Pty Ltd		\$FTP	0.00	8,231.45
10/03/2023	002293	10/03/2023	GISSA International Pty Ltd		\$FTP	0.00	18.55
Total:						-8,250.00	8,250.00
Creditor: 10139 - AAA Asphalt Surfaces							
28/03/2023	00007055	28/02/2023	AAA Asphalt Surfaces	Services provided	\$APINVCE	-457,752.13	0.00
28/03/2023	00007056	28/02/2023	AAA Asphalt Surfaces	Services provided	\$APINVCE	-23,079.10	0.00
28/03/2023	0007057	2/03/2023	AAA Asphalt Surfaces	Services provided	\$APINVCE	-218,379.70	0.00
28/03/2023	002762	27/03/2023	AAA Asphalt Surfaces		\$FTP	0.00	699,210.93
Total:						-699,210.93	699,210.93
Creditor: 10141 - MIB Traffic Pty Ltd							
2/03/2023	00007422	31/12/2022	MIB Traffic Management	Services Provided	\$APINVCE	-6,930.00	0.00
2/03/2023	002144	2/03/2023	MIB Traffic Management		\$FTP	0.00	6,930.00
Total:						-6,930.00	6,930.00
Creditor: 10142 - Los Tres Cleaning Services Pty Ltd							
28/03/2023	00003560	4/09/2022	Los Tres Cleaning Services Pty Ltd	Services Provided	\$APINVCE	-330.00	0.00
2/03/2023	00003599	24/10/2022	Los Tres Cleaning Services Pty Ltd	Services provided	\$APINVCE	-275.00	0.00
9/03/2023	00003598	24/10/2022	Los Tres Cleaning Services Pty Ltd	Services Provided	\$APINVCE	-660.00	0.00
14/03/2023	00003617	10/11/2022	Los Tres Cleaning Services Pty Ltd	Services Provided	\$APINVCE	-330.00	0.00
2/03/2023	00003659	31/12/2022	Los Tres Cleaning Services Pty Ltd	Services provided	\$APINVCE	-660.00	0.00
9/03/2023	00003697	28/02/2023	Los Tres Cleaning Services Pty Ltd	Service Provided	\$APINVCE	-330.00	0.00
2/03/2023	002145	2/03/2023	Los Tres Cleaning Services Pty Ltd		\$FTP	0.00	935.00
9/03/2023	002239	9/03/2023	Los Tres Cleaning Services Pty Ltd		\$FTP	0.00	990.00
14/03/2023	002372	14/03/2023	Los Tres Cleaning Services Pty Ltd		\$FTP	0.00	330.00
28/03/2023	002763	27/03/2023	Los Tres Cleaning Services Pty Ltd		\$FTP	0.00	330.00
Total:						-2,585.00	2,585.00
Creditor: 10144 - Industrial Automation							
22/03/2023	SINV-15098	27/02/2023	Industrial Automation Group	Service Provided	\$APINVCE	-3,328.60	0.00
27/03/2023	SINV-15100	28/02/2023	Industrial Automation Group	Service Provided	\$APINVCE	-5,852.00	0.00
22/03/2023	SINV-15102	3/03/2023	Industrial Automation Group	Service Provided	\$APINVCE	-4,356.00	0.00
27/03/2023	SINV-15105	7/03/2023	Industrial Automation Group	Service Provided	\$APINVCE	-4,053.50	0.00
22/03/2023	002504	22/03/2023	Industrial Automation Group		\$FTP	0.00	7,684.60
27/03/2023	002672	23/03/2023	Industrial Automation Group		\$FTP	0.00	9,905.50
Total:						-17,590.10	17,590.10

Creditor: 10145 - Karl Daybell								
2/03/2023	RFP_K DAYBELL_27022023	27/02/2023	K & J Daybell	Reimbursement	\$APINVCE	-187.00	0.00	
2/03/2023	002146	2/03/2023	K & J Daybell		\$FTP	0.00	187.00	
27/03/2023	RFP_K DAYBELL_20032023	20/03/2023	K & J Daybell	Reimbursement Kmart - 3 x USB speakers	\$APINVCE	-45.00	0.00	
27/03/2023	002673	23/03/2023	K & J Daybell		\$FTP	0.00	45.00	
29/03/2023	RFP_K DAYBELL_28032023	28/03/2023	K & J Daybell	Reimbursement - Utilities	\$APINVCE	-1,329.99	0.00	
31/03/2023	RFP_K DAYBELL_28032023	28/03/2023	K & J Daybell	ACMA License Renewal	\$APINVCE	-182.00	0.00	
29/03/2023	002801	29/03/2023	K & J Daybell		\$FTP	0.00	1,329.99	
31/03/2023	002838	31/03/2023	K & J Daybell		\$FTP	0.00	182.00	
Total:						-1,743.99	1,743.99	
Creditor: 10150 - The Lucky Charm South Hedland								
27/03/2023	79786	1/03/2023	Algon Pty Ltd t/a The Lucky Charm	Service Provided	\$APINVCE	-192.88	0.00	
27/03/2023	002674	23/03/2023	Algon Pty Ltd t/a The Lucky Charm		\$FTP	0.00	192.88	
Total:						-192.88	192.88	
Creditor: 10151 - Beacon Equipment								
10/03/2023	68195 #21	22/12/2022	Beacon Equipment	Harness	\$APINVCE	-660.00	0.00	
10/03/2023	68697 #21	7/02/2023	Beacon Equipment	Service Provided	\$APINVCE	-280.00	0.00	
9/03/2023	68706	8/02/2023	Beacon Equipment	Services Provided	\$APINVCE	-485.50	0.00	
9/03/2023	002240	9/03/2023	Beacon Equipment		\$FTP	0.00	485.50	
10/03/2023	002294	10/03/2023	Beacon Equipment		\$FTP	0.00	940.00	
Total:						-1,425.50	1,425.50	
Creditor: 10152 - Technical Services Group Pty Ltd								
9/03/2023	62620	15/02/2023	Technical Services Group	Koombana Park - BBQ	\$APINVCE	-669.00	0.00	
31/03/2023	62646	21/02/2023	Technical Services Group	Marquee Park	\$APINVCE	-37,814.27	0.00	
9/03/2023	002241	9/03/2023	Technical Services Group		\$FTP	0.00	669.00	
31/03/2023	002839	31/03/2023	Technical Services Group		\$FTP	0.00	37,814.27	
Total:						-38,483.27	38,483.27	
Creditor: 10155 - Marketforce Pty Ltd								
9/03/2023	46047	24/11/2022	Marketforce Pty Ltd	Service Provided	\$APINVCE	-444.49	0.00	
31/03/2023	40838	3/01/2023	Marketforce Pty Ltd	Early Settlement Discount Invoice 46048 & 46049	\$APCREDIT	41.69	0.00	
9/03/2023	46628	25/01/2023	Marketforce Pty Ltd	Services Provided	\$APINVCE	-437.22	0.00	
9/03/2023	46630	25/01/2023	Marketforce Pty Ltd	Services Provided	\$APINVCE	-386.32	0.00	
9/03/2023	46629	25/01/2023	Marketforce Pty Ltd	Services Provided	\$APINVCE	-422.68	0.00	
9/03/2023	46627	25/01/2023	Marketforce Pty Ltd	Services Provided	\$APINVCE	-241.91	0.00	
9/03/2023	46625	25/01/2023	Marketforce Pty Ltd	Services Provided	\$APINVCE	-241.91	0.00	
31/03/2023	46962	23/02/2023	Marketforce Pty Ltd	Service Provided	\$APINVCE	-241.91	0.00	
31/03/2023	46961	23/02/2023	Marketforce Pty Ltd	Service Provided	\$APINVCE	-241.91	0.00	
31/03/2023	46963	23/02/2023	Marketforce Pty Ltd	Service Provided	\$APINVCE	-431.39	0.00	
31/03/2023	46964	23/02/2023	Marketforce Pty Ltd	Service Provided	\$APINVCE	-482.27	0.00	
31/03/2023	46965	23/02/2023	Marketforce Pty Ltd	Service Provided	\$APINVCE	-467.74	0.00	
31/03/2023	46960	27/02/2023	Marketforce Pty Ltd	Service Provided	\$APINVCE	-222.42	0.00	
9/03/2023	002242	9/03/2023	Marketforce Pty Ltd		\$FTP	0.00	2,174.53	
31/03/2023	002840	31/03/2023	Marketforce Pty Ltd		\$FTP	0.00	2,045.95	
Total:						-4,220.48	4,220.48	

Creditor: 10159 - Phoenix Security; Training And Event Group Pty Ltd							
10/03/2023	INV-20163643	24/01/2023	Phoenix Security	JD Hardie Youth & Community Hub	\$APINVCE	-3,264.25	0.00
1/03/2023	INV-20163650	27/01/2023	Phoenix Security	Service Provided	\$APINVCE	-8,777.45	0.00
9/03/2023	INV-20163669	13/02/2023	Phoenix Security	Service Provided	\$APINVCE	-711.70	0.00
31/03/2023	INV-20163673	14/02/2023	Phoenix Security	Service Provided	\$APINVCE	-1,720.41	0.00
9/03/2023	INV-20163680	21/02/2023	Phoenix Security	Service Provided	\$APINVCE	-4,185.50	0.00
10/03/2023	INV-20163676	21/02/2023	Phoenix Security	Service Provided	\$APINVCE	-1,182.50	0.00
31/03/2023	INV-20163697	21/02/2023	Phoenix Security	Service Provided	\$APINVCE	-1,182.50	0.00
22/03/2023	INV-20163685	23/02/2023	Phoenix Security	Services provided Gratwick Hall	\$APINVCE	-5,726.60	0.00
1/03/2023	002106	1/03/2023	Phoenix Security		\$FTP	0.00	8,777.45
9/03/2023	002243	9/03/2023	Phoenix Security		\$FTP	0.00	4,897.20
14/03/2023	INV-20163699	9/03/2023	Phoenix Security	Service Provided	\$APINVCE	-1,808.69	0.00
14/03/2023	INV-20163698	9/03/2023	Phoenix Security	Service Provided	\$APINVCE	-711.70	0.00
10/03/2023	002295	10/03/2023	Phoenix Security		\$FTP	0.00	4,446.75
14/03/2023	002373	14/03/2023	Phoenix Security		\$FTP	0.00	2,520.39
22/03/2023	002505	22/03/2023	Phoenix Security		\$FTP	0.00	5,726.60
31/03/2023	002841	31/03/2023	Phoenix Security		\$FTP	0.00	2,902.91
Total:						-29,271.30	29,271.30
Creditor: 10160 - Pilbara Copy Service							
9/03/2023	50813	23/01/2023	Pilbara Copy Service	Services Provided	\$APINVCE	-1,715.94	0.00
9/03/2023	50961	13/02/2023	Pilbara Copy Service	Port Hedland Library	\$APINVCE	-121.13	0.00
9/03/2023	50998	20/02/2023	Pilbara Copy Service	Service Provided	\$APINVCE	-2,792.55	0.00
27/03/2023	51139	25/02/2023	Pilbara Copy Service	Service Provided	\$APINVCE	-209.59	0.00
9/03/2023	002244	9/03/2023	Pilbara Copy Service		\$FTP	0.00	4,629.62
27/03/2023	002675	23/03/2023	Pilbara Copy Service		\$FTP	0.00	209.59
Total:						-4,839.21	4,839.21
Creditor: 10162 - Waste Water Services Pty Ltd							
3/03/2023	00010246	9/12/2022	Waste Water Services Pty Ltd	Services provided	\$APINVCE	-20,433.93	0.00
3/03/2023	00010430	23/02/2023	Waste Water Services Pty Ltd	Monthly Charge for Landfill Waste Water	\$APINVCE	-20,433.96	0.00
3/03/2023	002184	3/03/2023	Waste Water Services Pty Ltd		\$FTP	0.00	40,867.89
Total:						-40,867.89	40,867.89
Creditor: 10163 - Skipper Transport Parts							
27/03/2023	072125	28/02/2023	Heatley Sales Pty Ltd	Service Provided	\$APINVCE	-2,438.59	0.00
27/03/2023	002676	23/03/2023	Heatley Sales Pty Ltd		\$FTP	0.00	2,438.59
Total:						-2,438.59	2,438.59
Creditor: 10165 - Sally Elizabeth Zielke							
31/03/2023	RFP_S_ZIELKE_14122022	14/12/2022	Elmar & Sally Zielke	Reimbursement Urgent stock required to complete events	\$APINVCE	-432.25	0.00
31/03/2023	002842	31/03/2023	Elmar & Sally Zielke		\$FTP	0.00	432.25
Total:						-432.25	432.25
Creditor: 10166 - Geraldton Fuel Company Pty Ltd							
27/03/2023	75006263_31012023	31/01/2023	Geraldton Fuel	Services provided	\$APINVCE	-2,155.52	0.00
27/03/2023	002677	23/03/2023	Geraldton Fuel		\$FTP	0.00	2,155.52
Total:						-2,155.52	2,155.52

Creditor: 10167 - Recharge Petroleum							
9/03/2023	28022023	28/02/2023	Recharge Petroleum	Fuel charges - February 2023	\$APINVCE	-4,802.86	0.00
9/03/2023	002245	9/03/2023	Recharge Petroleum		\$FTP	0.00	4,802.86
Total:						-4,802.86	4,802.86
Creditor: 10169 - Impact Digi							
22/03/2023	INV-1551	27/02/2023	Impact Media	Service Provided	\$APINVCE	-1,310.43	0.00
14/03/2023	INV-1564	9/03/2023	Impact Media	Service Provided	\$APINVCE	-121.00	0.00
14/03/2023	002374	14/03/2023	Impact Media		\$FTP	0.00	121.00
22/03/2023	002506	22/03/2023	Impact Media		\$FTP	0.00	1,310.43
Total:						-1,431.43	1,431.43
Creditor: 10171 - Afgrl Equipment Australia Pty Ltd							
28/03/2023	2681581	30/01/2023	AFGRl Equipment Australia Pty Ltd	Service Provided	\$APINVCE	-224.07	0.00
28/03/2023	002764	27/03/2023	AFGRl Equipment Australia Pty Ltd		\$FTP	0.00	224.07
Total:						-224.07	224.07
Creditor: 10172 - Decmil Australia Pty Ltd							
29/03/2023	4900	10/03/2023	Decmil Australia Pty Ltd	PH Community Centre Construction	\$APINVCE	-1,155,080.28	0.00
29/03/2023	002802	29/03/2023	Decmil Australia Pty Ltd		\$FTP	0.00	1,155,080.28
Total:						-1,155,080.28	1,155,080.28
Creditor: 10173 - The Banner Lady Pty Ltd							
29/03/2023	00013686	21/02/2023	The Banner Lady Pty Ltd	Bali Flag Package	\$APINVCE	-2,231.90	0.00
29/03/2023	002803	29/03/2023	The Banner Lady Pty Ltd		\$FTP	0.00	2,231.90
Total:						-2,231.90	2,231.90
Creditor: 10174 - E & MJ Rosher Pty Ltd							
27/03/2023	1454809	3/03/2023	E & MJ Rosher Pty Ltd	Service Provided	\$APINVCE	-2,460.48	0.00
27/03/2023	002678	23/03/2023	E & MJ Rosher Pty Ltd		\$FTP	0.00	2,460.48
Total:						-2,460.48	2,460.48
Creditor: 10176 - Strata Corporation Pty Ltd T/A Stratagreen							
8/03/2023	151875	7/02/2023	StrataGreen	Sand Bags	\$APINVCE	-1,692.77	0.00
8/03/2023	002201	8/03/2023	StrataGreen		\$FTP	0.00	1,692.77
Total:						-1,692.77	1,692.77
Creditor: 10177 - XCY Pty Ltd							
31/03/2023	XCYS08814	28/02/2023	XCYPty Ltd	Service Provided	\$APINVCE	-5,840.31	0.00
31/03/2023	002843	31/03/2023	XCYPty Ltd		\$FTP	0.00	5,840.31
Total:						-5,840.31	5,840.31
Creditor: 10178 - Kennards Hire Pty Ltd							
8/03/2023	24606781	16/01/2023	Kennards Hire Pty Ltd	Services provided	\$APINVCE	-443.70	0.00
27/03/2023	24647095	31/01/2023	Kennards Hire Pty Ltd	Services Provided Including credit note no. 24793796	\$APINVCE	-4,042.40	0.00
27/03/2023	24731084	23/02/2023	Kennards Hire Pty Ltd	Service Provided	\$APINVCE	-521.00	0.00
8/03/2023	002202	8/03/2023	Kennards Hire Pty Ltd		\$FTP	0.00	443.70

27/03/2023	24793796	14/03/2023	Kennards Hire Pty Ltd	Credit note for invoice 24647095	\$APCREDIT	400.00	0.00
27/03/2023	002679	23/03/2023	Kennards Hire Pty Ltd		\$FTP	0.00	4,163.40
Total:						-4,607.10	4,607.10
Creditor: 10179 - Acacia Connection							
27/03/2023	52891	28/02/2023	Acacia Connection Pty Ltd	EAP counselling Feb23	\$APINVCE	-2,081.20	0.00
27/03/2023	52778	28/02/2023	Acacia Connection Pty Ltd	Annual admin fee	\$APINVCE	-1,584.00	0.00
27/03/2023	002680	23/03/2023	Acacia Connection Pty Ltd		\$FTP	0.00	3,665.20
Total:						-3,665.20	3,665.20
Creditor: 10181 - G. Bishops Transport Services							
10/03/2023	8195199	6/01/2023	G Bishops Transport Services	Services provided	\$APINVCE	-79.72	0.00
9/03/2023	8197184	30/01/2023	G Bishops Transport Services	Services Provided	\$APINVCE	-228.92	0.00
10/03/2023	8197419	1/02/2023	G Bishops Transport Services	Service Provided	\$APINVCE	-3,444.48	0.00
9/03/2023	002246	9/03/2023	G Bishops Transport Services		\$FTP	0.00	228.92
10/03/2023	002296	10/03/2023	G Bishops Transport Services		\$FTP	0.00	3,524.20
Total:						-3,753.12	3,753.12
Creditor: 10182 - Technology One							
9/03/2023	218143	3/02/2023	TechnologyOne Limited	Service Provided	\$APINVCE	-7,656.00	0.00
9/03/2023	218293	14/02/2023	TechnologyOne Limited	AMS Program Uplif	\$APINVCE	-2,686.20	0.00
9/03/2023	218500	15/02/2023	TechnologyOne Limited	AMS Program 01.02.23-28.02.23	\$APINVCE	-7,656.00	0.00
31/03/2023	218697	20/02/2023	TechnologyOne Limited	Subscription Fee 02/02/2023 - 01/02/2024	\$APINVCE	-14,410.00	0.00
28/03/2023	218958	24/02/2023	TechnologyOne Limited	Project Planning Stage	\$APINVCE	-33,779.43	0.00
27/03/2023	219242	2/03/2023	TechnologyOne Limited	AMS Program 01/03/2023 - 31/03/2023	\$APINVCE	-7,656.00	0.00
9/03/2023	002247	9/03/2023	TechnologyOne Limited		\$FTP	0.00	17,998.20
27/03/2023	002681	23/03/2023	TechnologyOne Limited		\$FTP	0.00	7,656.00
28/03/2023	002765	27/03/2023	TechnologyOne Limited		\$FTP	0.00	33,779.43
31/03/2023	002844	31/03/2023	TechnologyOne Limited		\$FTP	0.00	14,410.00
Total:						-73,843.63	73,843.63
Creditor: 10183 - Cti Records Management							
17/03/2023	0118087	31/01/2023	CTI Records Management Pty Ltd	Services Provided	\$APINVCE	-495.00	0.00
31/03/2023	0119395	28/02/2023	CTI Records Management Pty Ltd	Service Provided	\$APINVCE	-495.00	0.00
17/03/2023	002470	17/03/2023	CTI Records Management Pty Ltd		\$FTP	0.00	495.00
31/03/2023	002845	31/03/2023	CTI Records Management Pty Ltd		\$FTP	0.00	495.00
Total:						-990.00	990.00
Creditor: 10188 - Tovey Shearwood Pty Ltd T/A Creative Adm							
1/03/2023	5214	30/11/2022	Tovey Shearwood Pty Ltd	TPH Long Service Award certificates	\$APINVCE	-957.00	0.00
1/03/2023	5240	30/11/2022	Tovey Shearwood Pty Ltd	TPH Annual Report content gathering Final invoice	\$APINVCE	-877.25	0.00
1/03/2023	5265	30/11/2022	Tovey Shearwood Pty Ltd	Sports Award Replacement Certificate	\$APINVCE	-316.25	0.00
1/03/2023	5263	30/11/2022	Tovey Shearwood Pty Ltd	Sports Award	\$APINVCE	-316.25	0.00
1/03/2023	5242	30/11/2022	Tovey Shearwood Pty Ltd	TPH Youth Development Plan updates Oct22	\$APINVCE	-957.00	0.00
1/03/2023	5241	30/11/2022	Tovey Shearwood Pty Ltd	TPH Annual Report copywriting Final invoice	\$APINVCE	-2,623.50	0.00
1/03/2023	5323	31/12/2022	Tovey Shearwood Pty Ltd	Services Provided	\$APINVCE	-5,263.50	0.00
10/03/2023	5455	31/01/2023	Tovey Shearwood Pty Ltd	Service Provided	\$APINVCE	-2,073.50	0.00
10/03/2023	5450	31/01/2023	Tovey Shearwood Pty Ltd	Services provided	\$APINVCE	-2,312.75	0.00
10/03/2023	5437	31/01/2023	Tovey Shearwood Pty Ltd	Service Provided	\$APINVCE	-9,312.60	0.00
17/03/2023	5422	31/01/2023	Tovey Shearwood Pty Ltd	Annual Report	\$APINVCE	-1,706.65	0.00

15/03/2023	5509	28/02/2023	Tovey Shearwood Pty Ltd	Services provided	\$APINVCE	-1,196.25	0.00
15/03/2023	5517	28/02/2023	Tovey Shearwood Pty Ltd	Services provided	\$APINVCE	-398.75	0.00
27/03/2023	5506	28/02/2023	Tovey Shearwood Pty Ltd	Services provided	\$APINVCE	-3,816.90	0.00
1/03/2023	002107	1/03/2023	Tovey Shearwood Pty Ltd		\$FTP	0.00	11,310.75
10/03/2023	002297	10/03/2023	Tovey Shearwood Pty Ltd		\$FTP	0.00	13,698.85
15/03/2023	002421	15/03/2023	Tovey Shearwood Pty Ltd		\$FTP	0.00	1,595.00
17/03/2023	002471	17/03/2023	Tovey Shearwood Pty Ltd		\$FTP	0.00	1,706.65
27/03/2023	002682	23/03/2023	Tovey Shearwood Pty Ltd		\$FTP	0.00	3,816.90
Total:						-32,128.15	32,128.15
Creditor: 10190 - Specialist Wholesalers Pty Ltd T/As Truckline							
1/03/2023	8300625	9/02/2023	Iveco Trucks Australia Ltd trading as Truckline	Goods Provided	\$APINVCE	-990.00	0.00
9/03/2023	8324454	20/02/2023	Iveco Trucks Australia Ltd trading as Truckline	Service Provided	\$APINVCE	-109.75	0.00
9/03/2023	8326024	21/02/2023	Iveco Trucks Australia Ltd trading as Truckline	Service Provided	\$APINVCE	-44.01	0.00
1/03/2023	002108	1/03/2023	Iveco Trucks Australia Ltd trading as Truckline		\$FTP	0.00	990.00
9/03/2023	002248	9/03/2023	Iveco Trucks Australia Ltd trading as Truckline		\$FTP	0.00	153.76
Total:						-1,143.76	1,143.76
Creditor: 10191 - Remote Construction Group Pty Ltd							
17/03/2023	INV-0399	24/02/2023	Remote Construction Group	Service Provided	\$APINVCE	-11,220.00	0.00
17/03/2023	INV-0402	24/02/2023	Remote Construction Group	Concrete Rutherford Road	\$APINVCE	-317,995.70	0.00
22/03/2023	INV-0400	24/02/2023	Remote Construction Group	Service Provided	\$APINVCE	-36,644.30	0.00
31/03/2023	INV-0407	1/03/2023	Remote Construction Group	Service Provided	\$APINVCE	-37,646.40	0.00
31/03/2023	INV-0406	1/03/2023	Remote Construction Group	Service Provided	\$APINVCE	-169,433.00	0.00
17/03/2023	002472	17/03/2023	Remote Construction Group		\$FTP	0.00	329,215.70
22/03/2023	002507	22/03/2023	Remote Construction Group		\$FTP	0.00	36,644.30
31/03/2023	002846	31/03/2023	Remote Construction Group		\$FTP	0.00	207,079.40
Total:						-572,939.40	572,939.40
Creditor: 10192 - Aus-Traffic Management Pty Ltd							
9/03/2023	0001049	27/11/2022	AUS Traffic Management	Traffic Assistance - 25.11.2022	\$APINVCE	-4,306.10	0.00
27/03/2023	1722	28/02/2023	AUS Traffic Management	Service Provided	\$APINVCE	-7,703.08	0.00
9/03/2023	002249	9/03/2023	AUS Traffic Management		\$FTP	0.00	4,306.10
27/03/2023	002683	23/03/2023	AUS Traffic Management		\$FTP	0.00	7,703.08
Total:						-12,009.18	12,009.18
Creditor: 10193 - Dulux							
1/03/2023	498866752	20/02/2023	Dulux	Service Provided	\$APINVCE	-112.15	0.00
27/03/2023	498931937	23/02/2023	Dulux	Service Provided	\$APINVCE	-16.90	0.00
31/03/2023	498931923	23/02/2023	Dulux	Service Provided	\$APINVCE	-45.94	0.00
1/03/2023	002109	1/03/2023	Dulux		\$FTP	0.00	112.15
27/03/2023	002684	23/03/2023	Dulux		\$FTP	0.00	16.90
31/03/2023	002847	31/03/2023	Dulux		\$FTP	0.00	45.94
Total:						-174.99	174.99
Creditor: 10194 - Peter Carter							
2/03/2023	RFP_P CARTER_23022023	23/02/2023	Peter Carter	Elected Member Payment	\$APINVCE	-12,016.74	0.00
2/03/2023	002147	2/03/2023	Peter Carter		\$FTP	0.00	12,016.74
Total:						-12,016.74	12,016.74

Creditor: 10197 - Pilbara Tools And Fasteners Pty Ltd

1/03/2023	10105468	8/02/2023	Pilbara Tools and Fasteners Pty Ltd	Goods Provided	\$APINVCE	-187.97	0.00
29/03/2023	10105456	8/02/2023	Pilbara Tools and Fasteners Pty Ltd	Refer corresponding invoice 10105452	\$APCREDIT	214.12	0.00
29/03/2023	1015451	8/02/2023	Pilbara Tools and Fasteners Pty Ltd	Refer corresponding credit note 10105457	\$APINVCE	-199.72	0.00
29/03/2023	10105457	8/02/2023	Pilbara Tools and Fasteners Pty Ltd	Refer corresponding invoice 10105451	\$APCREDIT	199.72	0.00
29/03/2023	10105452	8/02/2023	Pilbara Tools and Fasteners Pty Ltd	Refer corresponding credit note 10105456	\$APINVCE	-214.12	0.00
1/03/2023	10106384	21/02/2023	Pilbara Tools and Fasteners Pty Ltd	Flat Washer	\$APINVCE	-71.85	0.00
28/03/2023	10106986	28/02/2023	Pilbara Tools and Fasteners Pty Ltd	Service Provided	\$APINVCE	-7.76	0.00
1/03/2023	002110	1/03/2023	Pilbara Tools and Fasteners Pty Ltd		\$FTP	0.00	259.82
27/03/2023	10107399	8/03/2023	Pilbara Tools and Fasteners Pty Ltd	Service Provided	\$APINVCE	-46.16	0.00
15/03/2023	10107758	13/03/2023	Pilbara Tools and Fasteners Pty Ltd	Service Provided	\$APINVCE	-35.76	0.00
15/03/2023	002422	15/03/2023	Pilbara Tools and Fasteners Pty Ltd		\$FTP	0.00	35.76
27/03/2023	002685	23/03/2023	Pilbara Tools and Fasteners Pty Ltd		\$FTP	0.00	46.16
28/03/2023	002766	27/03/2023	Pilbara Tools and Fasteners Pty Ltd		\$FTP	0.00	7.76

Total:**-349.50 349.50****Creditor: 10200 - Chaz Roberts**

15/03/2023	RFP_C ROBERTS_13032023	13/03/2023	Mr Chaz T Roberts	Reimbursement - Fuel	\$APINVCE	-272.83	0.00
15/03/2023	002423	15/03/2023	Mr Chaz T Roberts		\$FTP	0.00	272.83

Total:**-272.83 272.83****Creditor: 10202 - Abco Products Pty Ltd**

1/03/2023	INV847395	13/01/2023	Abco Products Pty Ltd	Services Provided	\$APINVCE	-4,364.22	0.00
1/03/2023	002111	1/03/2023	Abco Products Pty Ltd		\$FTP	0.00	4,364.22

Total:**-4,364.22 4,364.22****Creditor: 10204 - Workpac Group**

10/03/2023	PLB.I-100824	2/11/2022	WorkPac Pty Ltd - Collections Account	Administrator-Level 2 24/10/2022 To 30/10/2022	\$APINVCE	-2,530.27	0.00
15/03/2023	PLB.I-101378	21/12/2022	WorkPac Pty Ltd - Collections Account	Labour Hire	\$APINVCE	-521.36	0.00
10/03/2023	PLB.I-101410	23/12/2022	WorkPac Pty Ltd - Collections Account	Labour Hire	\$APINVCE	-2,133.87	0.00
22/03/2023	PLB.I-101442	30/12/2022	WorkPac Pty Ltd - Collections Account	Labour Hire	\$APINVCE	-2,361.59	0.00
27/03/2023	PLB.I-101667	25/01/2023	WorkPac Pty Ltd - Collections Account	Services Provided	\$APINVCE	-2,530.27	0.00
8/03/2023	PLB.I-101801	8/02/2023	WorkPac Pty Ltd - Collections Account	Services Provided	\$APINVCE	-2,530.27	0.00
10/03/2023	PLB.I-101866	15/02/2023	WorkPac Pty Ltd - Collections Account	Admin Level 32	\$APINVCE	-1,911.54	0.00
28/03/2023	PLB.I-101997	3/03/2023	WorkPac Pty Ltd - Collections Account	Service Provided	\$APINVCE	-1,518.17	0.00
8/03/2023	002203	8/03/2023	WorkPac Pty Ltd - Collections Account		\$FTP	0.00	2,530.27
15/03/2023	PLB.I-102054	9/03/2023	WorkPac Pty Ltd - Collections Account	Administrator level 1	\$APINVCE	-2,125.43	0.00
10/03/2023	002298	10/03/2023	WorkPac Pty Ltd - Collections Account		\$FTP	0.00	6,575.68
15/03/2023	002424	15/03/2023	WorkPac Pty Ltd - Collections Account		\$FTP	0.00	2,646.79
22/03/2023	002508	22/03/2023	WorkPac Pty Ltd - Collections Account		\$FTP	0.00	2,361.59
27/03/2023	002686	23/03/2023	WorkPac Pty Ltd - Collections Account		\$FTP	0.00	2,530.27
28/03/2023	002767	27/03/2023	WorkPac Pty Ltd - Collections Account		\$FTP	0.00	1,518.17

Total:**-18,162.77 18,162.77****Creditor: 10205 - Total Sfs Pty Ltd**

1/03/2023	23-00002492	17/02/2023	Total SFS Pty Ltd	Socket Set	\$APINVCE	-199.00	0.00
1/03/2023	002112	1/03/2023	Total SFS Pty Ltd		\$FTP	0.00	199.00

Total:**-199.00 199.00**

Creditor: 10209 - Firesafe Service And Maintenance Pty Ltd

9/03/2023	F12977	23/02/2023	Firesafe Resource & Industrial Pty Ltd	Q-5104	\$APINVCE	-583.00	0.00
22/03/2023	F13080	27/02/2023	Firesafe Resource & Industrial Pty Ltd	Services provided	\$APINVCE	-371.69	0.00
27/03/2023	F13194	1/03/2023	Firesafe Resource & Industrial Pty Ltd	Monthly Fire Pump	\$APINVCE	-451.47	0.00
9/03/2023	002250	9/03/2023	Firesafe Resource & Industrial Pty Ltd		\$FTP	0.00	583.00
22/03/2023	002509	22/03/2023	Firesafe Resource & Industrial Pty Ltd		\$FTP	0.00	371.69
27/03/2023	002687	23/03/2023	Firesafe Resource & Industrial Pty Ltd		\$FTP	0.00	451.47

Total:

-1,406.16 1,406.16

Creditor: 10210 - Ixom Operations Pty Ltd

31/03/2023	6628029	31/01/2023	Ixom Operations Pty Ltd	Services Provided	\$APINVCE	-638.11	0.00
31/03/2023	002848	31/03/2023	Ixom Operations Pty Ltd		\$FTP	0.00	638.11

Total:

-638.11 638.11

Creditor: 10212 - Continental Tyres Wedgefield Pty Ltd

15/03/2023	49217	8/02/2023	Continental Tyres Wedgefield Pty Ltd	HI18514C HIFLY 185R14C 102/100R SUPER200	\$APINVCE	-150.00	0.00
10/03/2023	49284	22/02/2023	Continental Tyres Wedgefield Pty Ltd	REF: LV20-128	\$APINVCE	-600.00	0.00
14/03/2023	49358	9/03/2023	Continental Tyres Wedgefield Pty Ltd	REF: LV19-125	\$APINVCE	-680.00	0.00
10/03/2023	002299	10/03/2023	Continental Tyres Wedgefield Pty Ltd		\$FTP	0.00	600.00
14/03/2023	002375	14/03/2023	Continental Tyres Wedgefield Pty Ltd		\$FTP	0.00	680.00
15/03/2023	002425	15/03/2023	Continental Tyres Wedgefield Pty Ltd		\$FTP	0.00	150.00

Total:

-1,430.00 1,430.00

Creditor: 10213 - E Adz Pty Ltd T/A Ppp Events

15/03/2023	INV-1951	23/02/2023	PPP Events	Services provided	\$APINVCE	-8,529.00	0.00
14/03/2023	INV-1987	9/03/2023	PPP Events	Chair Hire	\$APINVCE	-990.00	0.00
14/03/2023	002376	14/03/2023	PPP Events		\$FTP	0.00	990.00
15/03/2023	002426	15/03/2023	PPP Events		\$FTP	0.00	8,529.00

Total:

-9,519.00 9,519.00

Creditor: 10214 - David Eckhart

2/03/2023	RFP_D ECKHART_23022023	23/02/2023	David Eckhart	Elected Member Payment	\$APINVCE	-2,931.50	0.00
2/03/2023	002148	2/03/2023	David Eckhart		\$FTP	0.00	2,931.50

Total:

-2,931.50 2,931.50

Creditor: 10220 - Department Of Mines; Industry Regulation And Safety

15/03/2023	RFP_DMIRS_10032023	10/03/2023	DMIRS	BSL - February 2023	\$APINVCE	-2,533.79	0.00
15/03/2023	002427	15/03/2023	DMIRS		\$FTP	0.00	2,533.79

Total:

-2,533.79 2,533.79

Creditor: 10221 - Lee Anne Furness

29/03/2023	RFP_L FURNESS_13032023	13/03/2023	RF Laing & LA Furness	Reimbursement - Electricity	\$APINVCE	-787.57	0.00
29/03/2023	002804	29/03/2023	RF Laing & LA Furness		\$FTP	0.00	787.57

Total:

-787.57 787.57

Creditor: 10224 - Southern Cross Treasury							
2/03/2023	72168-1	30/11/2022	Southern Cross Treasury	Services provided	\$APINVCE	-2,833.60	0.00
2/03/2023	71966-2	30/11/2022	Southern Cross Treasury	Services provided	\$APINVCE	-6,370.10	0.00
10/03/2023	72533-1	31/01/2023	Southern Cross Treasury	Services provided	\$APINVCE	-5,407.60	0.00
10/03/2023	72540-1	31/01/2023	Southern Cross Treasury	Services provided	\$APINVCE	-1,632.40	0.00
2/03/2023	002149	2/03/2023	Southern Cross Treasury		\$FTP	0.00	9,203.70
10/03/2023	002300	10/03/2023	Southern Cross Treasury		\$FTP	0.00	7,040.00
Total:						-16,243.70	16,243.70
Creditor: 10227 - Comtec Data Pty Ltd							
17/03/2023	INV-3960	1/03/2023	Comtec Data	Services provided	\$APINVCE	-220.00	0.00
17/03/2023	002473	17/03/2023	Comtec Data		\$FTP	0.00	220.00
Total:						-220.00	220.00
Creditor: 10228 - Swiss Launderette							
10/03/2023	INV-1195	2/12/2022	P and Y Easey Family	Services provided	\$APINVCE	-100.63	0.00
10/03/2023	002301	10/03/2023	P and Y Easey Family		\$FTP	0.00	100.63
Total:						-100.63	100.63
Creditor: 10230 - Hedland Psychologists							
31/03/2023	609665371	31/01/2023	Hedland Psychologists	60 Minutes EAP-23	\$APINVCE	-247.50	0.00
2/03/2023	608349961	6/02/2023	Hedland Psychologists	Services Provided	\$APINVCE	-247.50	0.00
31/03/2023	620656321	24/02/2023	Hedland Psychologists	Service Provided	\$APINVCE	-247.50	0.00
31/03/2023	619795951	24/02/2023	Hedland Psychologists	Service Provided	\$APINVCE	-247.50	0.00
2/03/2023	002150	2/03/2023	Hedland Psychologists		\$FTP	0.00	247.50
31/03/2023	002849	31/03/2023	Hedland Psychologists		\$FTP	0.00	742.50
Total:						-990.00	990.00
Creditor: 10231 - Renae Ann Coles							
2/03/2023	RFP_R COLES_23022023	23/02/2023	WD & RA Coles	Elected Member Payment	\$APINVCE	-2,997.50	0.00
2/03/2023	002151	2/03/2023	WD & RA Coles		\$FTP	0.00	2,997.50
Total:						-2,997.50	2,997.50
Creditor: 10235 - Michael Johnson							
31/03/2023	RFP_M JOHNSON_28032023	28/03/2023	Michael Johnson	Reimbursement - Electricity 16/12/2022 - 15/02/023	\$APINVCE	-566.00	0.00
31/03/2023	002850	31/03/2023	Michael Johnson		\$FTP	0.00	566.00
Total:						-566.00	566.00
Creditor: 10236 - Baileys The Fertiliser Family							
31/03/2023	36240	15/02/2023	AKC PTY LTD/BAILEYS FERTILISERS	Service Provided	\$APINVCE	-34,905.57	0.00
28/03/2023	36618	1/03/2023	AKC PTY LTD/BAILEYS FERTILISERS	Service Provided	\$APINVCE	-16,509.78	0.00
28/03/2023	002768	27/03/2023	AKC PTY LTD/BAILEYS FERTILISERS		\$FTP	0.00	16,509.78
31/03/2023	002851	31/03/2023	AKC PTY LTD/BAILEYS FERTILISERS		\$FTP	0.00	34,905.57
Total:						-51,415.35	51,415.35

Creditor: 10237 - Modern Teaching Aids Pty Ltd							
14/03/2023	45207795	13/12/2022	Modern Teaching Aids	Sparkle Dot Markets	\$APINVCE	-77.06	0.00
14/03/2023	002377	14/03/2023	Modern Teaching Aids		\$FTP	0.00	77.06
Total:						-77.06	77.06
Creditor: 10238 - Telstra Corporation Limited							
9/03/2023	2206796902_25022023	25/02/2023	Telstra Corporation Limited	Services provided	\$APINVCE	-4,289.21	0.00
9/03/2023	3802305000_01032023	1/03/2023	Telstra Corporation Limited	Services provided	\$APINVCE	-2,533.73	0.00
9/03/2023	1335539233_07032023	7/03/2023	Telstra Corporation Limited	Services provided	\$APINVCE	-45.00	0.00
9/03/2023	002251	9/03/2023	Telstra Corporation Limited		\$FTP	0.00	6,867.94
27/03/2023	2054805813_12032023	12/03/2023	Telstra Corporation Limited	Services provided	\$APINVCE	-72.41	0.00
27/03/2023	002688	23/03/2023	Telstra Corporation Limited		\$FTP	0.00	72.41
Total:						-6,940.35	6,940.35
Creditor: 10239 - Building & Construction Industry Training Board							
14/03/2023	RFP_BCITF_10032023	10/03/2023	Building and Construction Industry Training Board	CTF Levy April May & July 22	\$APINVCE	-8,821.24	0.00
14/03/2023	RFP_BCITF_10032023	10/03/2023	Building and Construction Industry Training Board	Monthly CTF Levy - February 23	\$APINVCE	-482.05	0.00
14/03/2023	002378	14/03/2023	Building and Construction Industry Training Board		\$FTP	0.00	9,303.29
Total:						-9,303.29	9,303.29
Creditor: 10243 - Suzanne Mackay							
15/03/2023	RFP_S MACKAY_13032023	13/03/2023	W and S MacKay	Reimbursement - Electricity 11/01/2023 - 10/03/2023	\$APINVCE	-492.98	0.00
27/03/2023	RFP_S MACKAY_13032023	13/03/2023	W and S MacKay	Reimbursement CPA Membership	\$APINVCE	-790.00	0.00
15/03/2023	002428	15/03/2023	W and S MacKay		\$FTP	0.00	492.98
27/03/2023	002689	23/03/2023	W and S MacKay		\$FTP	0.00	790.00
Total:						-1,282.98	1,282.98
Creditor: 10247 - West Australian Newspapers Limited							
22/03/2023	1028531620230131	31/01/2023	West Australian Newspapers Ltd	Advertising	\$APINVCE	-721.72	0.00
27/03/2023	1028531620230228	28/02/2023	West Australian Newspapers Ltd	Services provided	\$APINVCE	-2,225.84	0.00
22/03/2023	002510	22/03/2023	West Australian Newspapers Ltd		\$FTP	0.00	721.72
27/03/2023	002690	23/03/2023	West Australian Newspapers Ltd		\$FTP	0.00	2,225.84
Total:						-2,947.56	2,947.56
Creditor: 10250 - South Hedland Veterinary Hospital							
27/03/2023	FEB 23	28/02/2023	South Hedland Veterinary Hospital	Vet fees February 23	\$APINVCE	-1,688.10	0.00
27/03/2023	002691	23/03/2023	South Hedland Veterinary Hospital		\$FTP	0.00	1,688.10
Total:						-1,688.10	1,688.10
Creditor: 10251 - Julia Daybell							
22/03/2023	RFP_J DAYBELL_20032023_2	20/03/2023	Karl and Julia Daybell	Ice for better beginnings event	\$APINVCE	-6.50	0.00
22/03/2023	RFP_J DAYBELL_20032023	20/03/2023	Karl and Julia Daybell	Moring tea supplies OWLS Event	\$APINVCE	-24.53	0.00
22/03/2023	002511	22/03/2023	Karl and Julia Daybell		\$FTP	0.00	31.03
Total:						-31.03	31.03

Creditor: 10252 - Centurion Transport							
10/03/2023	SI0499200	2/01/2023	Centurion Transport Co Pty Ltd	Freight charges	\$APINVCE	-47.64	0.00
1/03/2023	SI0501643	15/01/2023	Centurion Transport Co Pty Ltd	Service Provided	\$APINVCE	-167.84	0.00
2/03/2023	SI0503073	22/01/2023	Centurion Transport Co Pty Ltd	JH COMPUTER FREIGHT	\$APINVCE	-91.59	0.00
2/03/2023	SI0505017	30/01/2023	Centurion Transport Co Pty Ltd	Services Provided	\$APINVCE	-58.64	0.00
2/03/2023	SI0505016	30/01/2023	Centurion Transport Co Pty Ltd	Services Provided	\$APINVCE	-58.64	0.00
9/03/2023	SI0505015	30/01/2023	Centurion Transport Co Pty Ltd	JH Computer to PH	\$APINVCE	-58.64	0.00
2/03/2023	SI0506035	5/02/2023	Centurion Transport Co Pty Ltd	Freight	\$APINVCE	-58.64	0.00
2/03/2023	SI0507672	12/02/2023	Centurion Transport Co Pty Ltd	Freight	\$APINVCE	-142.37	0.00
31/03/2023	SI0510870	26/02/2023	Centurion Transport Co Pty Ltd	Freight	\$APINVCE	-58.64	0.00
1/03/2023	002113	1/03/2023	Centurion Transport Co Pty Ltd		\$FTP	0.00	167.84
2/03/2023	002152	2/03/2023	Centurion Transport Co Pty Ltd		\$FTP	0.00	409.88
9/03/2023	002252	9/03/2023	Centurion Transport Co Pty Ltd		\$FTP	0.00	58.64
10/03/2023	002302	10/03/2023	Centurion Transport Co Pty Ltd		\$FTP	0.00	47.64
31/03/2023	002852	31/03/2023	Centurion Transport Co Pty Ltd		\$FTP	0.00	58.64
Total:						-742.64	742.64
Creditor: 10253 - Water Corporation - Perth							
3/03/2023	9017233143_0087	16/06/2022	Water Corporation	Water usage 13 Apr 2022 - 14 Jun 2022 6/52 Morgans Street, Port Hedland, 6721	\$APINVCE	-130.13	0.00
3/03/2023	9017032579_0106	17/06/2022	Water Corporation	Water usage 12 Apr 2022 - 14 Jun 2022 6A Padbury Place, Port Hedland, 6721	\$APINVCE	-46.48	0.00
3/03/2023	9017032579_0108	19/08/2022	Water Corporation	Water usage 14 Jun 2022 - 19 Aug 2022 6A Padbury Place, Port Hedland, 6721	\$APINVCE	-61.35	0.00
3/03/2023	9017233119_0085	23/08/2022	Water Corporation	Water usage 14 Jun 2022 - 19 Aug 2022 3/52 Morgans Street	\$APINVCE	-10.27	0.00
3/03/2023	9017233098_0095	14/10/2022	Water Corporation	Water usage 19 Aug 2022 - 12 Oct 2022 1/52 Morgans Street, Port Hedland, 6721	\$APINVCE	-11.43	0.00
3/03/2023	9017032579_0110	18/10/2022	Water Corporation	Water usage 16 Aug 2022 - 13 Oct 2022 6A Padbury Place, Port Hedland, 6721	\$APINVCE	-7.62	0.00
3/03/2023	9019376623_0146	12/12/2022	Water Corporation	Service & water charges 10 Oct 2022 - 31 Dec 2022 1/19 Dempster Street, Port Hedland, 672	\$APINVCE	-222.73	0.00
3/03/2023	9017032579_0112	16/12/2022	Water Corporation	Water usage 13 Oct 2022 - 13 Dec 2022 6A Padbury Place, Port Hedland, 6721	\$APINVCE	-22.86	0.00
15/03/2023	9008395837_0159	30/12/2022	Water Corporation	Service & water charges Shoata Rd South Hedland Golf Club Ops	\$APINVCE	-4,929.71	0.00
15/03/2023	9008395781_0159	30/12/2022	Water Corporation	Water & Service charges Yule Main South Hedland	\$APINVCE	-2,873.67	0.00
3/03/2023	9016226777__0210_2	20/01/2023	Water Corporation	Service & water charges 21 Dec 2022 - 31 Jan 2023 51 Hamilton Road, South Hedland, 6722	\$APINVCE	-33.00	0.00
3/03/2023	9010410880_0146	7/02/2023	Water Corporation	Service charges 1 Jan 2023 - 28 Feb 2023 29A Gratwick Street	\$APINVCE	-246.67	0.00
3/03/2023	9009371191_0120	7/02/2023	Water Corporation	Service & water charges 9 Dec 2022 - 28 Feb 2023 McGregor Street Reserve	\$APINVCE	-2,387.31	0.00
3/03/2023	9019376623_0147	7/02/2023	Water Corporation	Service & water charges 9 Dec 2022 - 28 Feb 2023 1/19 Dempster Street	\$APINVCE	-464.40	0.00
3/03/2023	9019376682_0117	7/02/2023	Water Corporation	Service & water charges 9 Dec 2022 - 28 Feb 2023 3/19 Dempster Street	\$APINVCE	-258.08	0.00
3/03/2023	9019376658_0118	7/02/2023	Water Corporation	Service & water charges 9 Dec 2022 - 28 Feb 2023 2/19 Dempster Street	\$APINVCE	-775.75	0.00
9/03/2023	9019376711_0114	7/02/2023	Water Corporation	Service & water charges 9 Dec 2022 - 28 Feb 2023 6/19 Dempster Street	\$APINVCE	-486.09	0.00
3/03/2023	9017233151_0101	8/02/2023	Water Corporation	Service charges 1 Jan 2023 - 28 Feb 2023 7/52 Morgans Street	\$APINVCE	-248.49	0.00

3/03/2023	9017233127_0087	8/02/2023	Water Corporation	Service & water charges 10 Dec 2022 - 28 Feb 2023 4/52 Morgans Street	\$APINVCE	-267.45	0.00
3/03/2023	9009842678_0117	8/02/2023	Water Corporation	Service & water charges 10 Dec 2022 - 28 Feb 2023 Anderson Street	\$APINVCE	-4,313.76	0.00
3/03/2023	9016298332_0075	8/02/2023	Water Corporation	Service & water charges 10 Dec 2022 - 28 Feb 2023 Edgar Street	\$APINVCE	-12.06	0.00
3/03/2023	901617558_00755	8/02/2023	Water Corporation	Service & water charges 11 Dec 2022 - 28 Feb 2023 Wilson Street, Port Hedland	\$APINVCE	-46,351.65	0.00
3/03/2023	9017233119_0091	8/02/2023	Water Corporation	Service charges 1 Jan 2023 - 28 Feb 2023 3/52 Morgans Street, Port Hedland, 6721	\$APINVCE	-248.93	0.00
3/03/2023	9017233178_0080	9/02/2023	Water Corporation	Service & Water charges 10 Dec 2022 - 28 Feb 2023 8/52 Morgans Street	\$APINVCE	-258.01	0.00
3/03/2023	9017233135_0102	9/02/2023	Water Corporation	Service & water charges 10 Dec 2022 - 28 Feb 2023 5/52 Morgans Street	\$APINVCE	-286.56	0.00
3/03/2023	9017233100_0095	9/02/2023	Water Corporation	Service & water charges 10 Dec 2022 - 28 Feb 2023 2/52 Morgans Street	\$APINVCE	-259.96	0.00
3/03/2023	9017081389_0075	9/02/2023	Water Corporation	Service & water charges 13 Dec 2022 - 28 Feb 2023 Anderson Street	\$APINVCE	-388.78	0.00
3/03/2023	9017032595_0119	9/02/2023	Water Corporation	Service charges 1 Jan 2023 - 28 Feb 2023 6B Padbury Place	\$APINVCE	-248.23	0.00
3/03/2023	9016983647_0059	9/02/2023	Water Corporation	Service & water charges 13 Dec 2022 - 28 Feb 2023 Dowding Way	\$APINVCE	-8.39	0.00
3/03/2023	9016508344_0074	9/02/2023	Water Corporation	Service & water charges 13 Dec 2022 - 28 Feb 2023 Sutherland Street	\$APINVCE	-635.23	0.00
3/03/2023	9016508336_0073	9/02/2023	Water Corporation	Service & water charges 10 Dec 2022 - 28 Feb 2023 Sutherland Street	\$APINVCE	-220.96	0.00
3/03/2023	9015824273_0061	9/02/2023	Water Corporation	Service & water charges 9 Dec 2022 - 28 Feb 2023 Panjya Parade	\$APINVCE	-8,070.83	0.00
3/03/2023	9013515557_0091	9/02/2023	Water Corporation	Service & water charges 13 Dec 2022 - 28 Feb 2023 Sutherland Street	\$APINVCE	-421.72	0.00
3/03/2023	9010415614_0147	9/02/2023	Water Corporation	Service charges 1 Jan 2023 - 28 Feb 2023 57A Lukis Street	\$APINVCE	-246.67	0.00
3/03/2023	9010415606_0155	9/02/2023	Water Corporation	Service charges 1 Jan 2023 - 28 Feb 2023 57B Lukis Street	\$APINVCE	-246.67	0.00
3/03/2023	9010410872_0148	9/02/2023	Water Corporation	Service charges 1 Jan 2023 - 28 Feb 2023 29B Gratwick Street	\$APINVCE	-246.67	0.00
3/03/2023	9009371212_0114	9/02/2023	Water Corporation	Service & water charges 13 Dec 2022 - 28 Feb 2023 Athol Street	\$APINVCE	-198.59	0.00
3/03/2023	9023629873_0040	9/02/2023	Water Corporation	Service charges 1 Jan 2023 - 28 Feb 2023 Incl various short payment 21 Butler Way, Port Hedland, 6721	\$APINVCE	-800.54	0.00
3/03/2023	9017233143_0094	9/02/2023	Water Corporation	Service & water charges 10 Dec 2022 - 28 Feb 2023 6/52 Morgans Street	\$APINVCE	-264.54	0.00
3/03/2023	9017032579_0113	9/02/2023	Water Corporation	Service charges 1 Jan 2023 - 28 Feb 2023 6A Padbury Place, Port Hedland, 6721	\$APINVCE	-250.38	0.00
3/03/2023	9019376690_0103	9/02/2023	Water Corporation	Service & water charges 12 Dec 2022 - 28 Feb 2023 4/19 Dempster Street	\$APINVCE	-273.34	0.00
3/03/2023	9018541893_0067	9/02/2023	Water Corporation	Service & water charges 10 Dec 2022 - 28 Feb 2023 Lapwing Way	\$APINVCE	-1,818.13	0.00
3/03/2023	9019376703_0127	9/02/2023	Water Corporation	Service & water charges 12 Dec 2022 - 28 Feb 2023 5/19 Dempster Street	\$APINVCE	-305.49	0.00
9/03/2023	9019376738_0110	9/02/2023	Water Corporation	Service & water charges 12 Dec 2022 - 28 Feb 2023 7/19 Dempster Street	\$APINVCE	-334.98	0.00
9/03/2023	9020775218_0089	9/02/2023	Water Corporation	Service & water charges 12 Dec 2022 - 28 Feb 2023 8/19 Dempster Street	\$APINVCE	-263.82	0.00
9/03/2023	9020775226_0087	9/02/2023	Water Corporation	Service & water charges 12 Dec 2022 - 28 Feb 2023 9/19 Dempster Street	\$APINVCE	-292.24	0.00
9/03/2023	9020775234_0083	9/02/2023	Water Corporation	Service & water charges 12 Dec 2022 - 28 Feb 2023 10/19 Dempster Street	\$APINVCE	-307.52	0.00

9/03/2023	9023629881_0035	9/02/2023	Water Corporation	Service charges 1 Jan 2023 - 28 Feb 2023 10 Pennings Court	\$APINVCE	-446.63	0.00
3/03/2023	9009843208_0107	10/02/2023	Water Corporation	Service & water charges 14 Dec 2022 - 28 Feb 2023 Corboys Place	\$APINVCE	-1,384.53	0.00
9/03/2023	9020301557_0056	10/02/2023	Water Corporation	Service & water charges 12 Dec 2022 - 28 Feb 2023 Trevally Road	\$APINVCE	-2,753.90	0.00
9/03/2023	9024399651_0008	10/02/2023	Water Corporation	Service charges 1 Jan 2023 - 28 Feb 2023 18 Logue Court	\$APINVCE	-248.36	0.00
9/03/2023	9024399643_0008	10/02/2023	Water Corporation	Service charges 1 Jan 2023 - 28 Feb 2023 20 Logue Court	\$APINVCE	-110.79	0.00
3/03/2023	9018256291_0082	13/02/2023	Water Corporation	Service & water charges 13 Dec 2022 - 28 Feb 2023 Argo Way	\$APINVCE	-6,719.64	0.00
3/03/2023	9016429638_0075	13/02/2023	Water Corporation	Service & water charges 15 Dec 2022 - 28 Feb 2023 Pepper Street	\$APINVCE	-989.93	0.00
3/03/2023	9016143971_0087	13/02/2023	Water Corporation	Service & water charges 13 Dec 2022 - 28 Feb 2023 Traine Crescent	\$APINVCE	-2.60	0.00
3/03/2023	9009163050_0081	13/02/2023	Water Corporation	Service charges 1 Jan 2023 - 28 Feb 2023 16 Oriole Way	\$APINVCE	-248.24	0.00
9/03/2023	9020896466_0044	13/02/2023	Water Corporation	Service charges 1 Jan 2023 - 28 Feb 2023 2/38 Catamore Court	\$APINVCE	-246.51	0.00
9/03/2023	9020896423_0044	13/02/2023	Water Corporation	Water usage 15 Dec 2022 - 8 Feb 2023 38 Catamore Court Gardens Area	\$APINVCE	-133.23	0.00
9/03/2023	9020896458_0044	13/02/2023	Water Corporation	Service charges 1 Jan 2023 - 28 Feb 2023 1/38 Catamore Court	\$APINVCE	-246.67	0.00
9/03/2023	9020896474_0044	13/02/2023	Water Corporation	Service charges 1 Jan 2023 - 28 Feb 2023 3/38 Catamore Court	\$APINVCE	-246.51	0.00
9/03/2023	9020896503_0045	13/02/2023	Water Corporation	Service charges 1 Jan 2023 - 28 Feb 2023 6/38 Catamore Court	\$APINVCE	-246.51	0.00
9/03/2023	9020896511_0044	13/02/2023	Water Corporation	Service charges 1 Jan 2023 - 28 Feb 2023 7/38 Catamore Court	\$APINVCE	-246.51	0.00
9/03/2023	9020896538_0044	13/02/2023	Water Corporation	Service charges 1 Jan 2023 - 28 Feb 2023 8/38 Catamore Court	\$APINVCE	-246.51	0.00
9/03/2023	9024122134_0006	13/02/2023	Water Corporation	Service charges 1 Jan 2023 - 28 Feb 2023 29A Barramine Loop	\$APINVCE	-250.55	0.00
9/03/2023	9024122142_0009	13/02/2023	Water Corporation	Service charges 1 Jan 2023 - 28 Feb 2023 29B Barramine Loop	\$APINVCE	-332.88	0.00
9/03/2023	9024122150_0010	13/02/2023	Water Corporation	Service charges 1 Jan 2023 - 28 Feb 2023 31 Barramine Loop	\$APINVCE	-507.28	0.00
9/03/2023	9024122169_0009	13/02/2023	Water Corporation	Service charges 1 Jan 2023 - 28 Feb 2023 27 Barramine Loop WO2000290	\$APINVCE	-248.57	0.00
9/03/2023	9024122177_0006	13/02/2023	Water Corporation	Service charges 1 Jan 2023 - 28 Feb 2023 25B Barramine Loop WO2000291	\$APINVCE	-249.44	0.00
9/03/2023	9024122118_0006	13/02/2023	Water Corporation	Service charges 1 Jan 2023 - 28 Feb 2023 27A Barramine Loop WO2000285	\$APINVCE	-248.54	0.00
15/03/2023	9024122126_0006	13/02/2023	Water Corporation	Service charges 1 Jan 2023 - 28 Feb 2023 27B Barramine Loop WO2000286	\$APINVCE	-249.37	0.00
15/03/2023	9024122185_0007	13/02/2023	Water Corporation	Service charges 1 Jan 2023 - 28 Feb 2023 25A Barramine Loop WO2000292	\$APINVCE	-400.58	0.00
15/03/2023	9024122193_0010	13/02/2023	Water Corporation	Service charges 1 Jan 2023 - 28 Feb 2023 23 Rutherford Rd WO2000293	\$APINVCE	-457.80	0.00
3/03/2023	9015739001_0080	14/02/2023	Water Corporation	Service & water charges 12 Dec 2022 - 28 Feb 2023 Cone Place	\$APINVCE	-2.80	0.00
9/03/2023	9019637432_0062	14/02/2023	Water Corporation	Service & water charges	\$APINVCE	-5,985.00	0.00
3/03/2023	9017502630_0073	15/02/2023	Water Corporation	Water usage 12 Dec 2022 - 6 Feb 2023 52 Morgans Street Gardens Area	\$APINVCE	-2,804.33	0.00
3/03/2023	9017502630_0072	15/02/2023	Water Corporation	Water charges - Adjustment 12 Oct 2022 - 12 Dec 2022 52 Morgans Street, Gardens Area	\$APINVCE	-68.58	0.00

3/03/2023	9017233098_0100	15/02/2023	Water Corporation	Service charges 1 Jan 2023 - 28 Feb 2023 1/52 Morgans Street, Port Hedland, 6721	\$APINVCE	-248.33	0.00
3/03/2023	9015246485_0080	16/02/2023	Water Corporation	Service & water charges 16 Dec 2023 - 28 Feb 2023 Throssell Road	\$APINVCE	-22.38	0.00
3/03/2023	9009843136_0107	16/02/2023	Water Corporation	Service & water charges 16 Dec 2023 - 28 Feb 2023 Cnr North Circular Road & Murdoch Drive	\$APINVCE	-4.97	0.00
3/03/2023	9017233098_0101	16/02/2023	Water Corporation	water usage 10 Dec 2022 - 8 Feb 2023 1/52 Morgans Street, Port Hedland, 6721	\$APINVCE	-11.43	0.00
9/03/2023	9008365806_0180	16/02/2023	Water Corporation	Service & water charges 16 Dec 2023 - 28 Feb 2023 4 McLarty Boulevard	\$APINVCE	-3,161.46	0.00
9/03/2023	9008381451_0060	16/02/2023	Water Corporation	Service & water charges 18 Dec 2022 - 28 Feb 2023 Forrest Circle	\$APINVCE	-39.16	0.00
9/03/2023	9008758159_0178	16/02/2023	Water Corporation	Service charges 1 Jan 2023 - 28 Feb 2023 8B Ashburton Court	\$APINVCE	-246.25	0.00
15/03/2023	9008395781_0160	16/02/2023	Water Corporation	Water & Service charges 17 Dec 2022 - 28 Feb 2023 Yule Main South Hedland	\$APINVCE	-1,429.04	0.00
9/03/2023	9008391334_0198	17/02/2023	Water Corporation	Service charges 1 Jan 2023 - 28 Feb 2023 2/13 Wangara Crescent	\$APINVCE	-163.37	0.00
3/03/2023	9016226777_0211	20/02/2023	Water Corporation	Service & water charges 19 Jan 2023 - 28 Feb 2023 51 Hamilton Road, South Hedland, 6722	\$APINVCE	-15,465.48	0.00
9/03/2023	9008381048_0177	20/02/2023	Water Corporation	Service & water charges 19 Dec 2022 - 28 Feb 2023 Unit 30/1 Frisby Court	\$APINVCE	-2,152.33	0.00
9/03/2023	9008365750_0439	24/02/2023	Water Corporation	Service & water charges 19 Jan 2023 - 28 Feb 2023 1 Leake Street (house/office)	\$APINVCE	-10,582.28	0.00
3/03/2023	002185	3/03/2023	Water Corporation		\$FTP	0.00	99,543.35
9/03/2023	002253	9/03/2023	Water Corporation		\$FTP	0.00	31,023.89
15/03/2023	002429	15/03/2023	Water Corporation		\$FTP	0.00	10,340.17
Total:						-140,907.41	140,907.41
Creditor: 10254 - Sentinel Countrywide Retail Ltd							
16/03/2023	003805	15/02/2023	Sentinel Countrywide Retail Ltd	Service Provided	\$APINVCE	-6,632.02	0.00
16/03/2023	002455	16/03/2023	Sentinel Countrywide Retail Ltd		\$FTP	0.00	6,632.02
Total:						-6,632.02	6,632.02
Creditor: 10258 - Claire Macintyre							
31/03/2023	RFP_C MACINTYRE_28032023	28/03/2023	Mrs C B MacIntyre	Reimbursement - Event Wanagkura Stadium Operations	\$APINVCE	-47.45	0.00
31/03/2023	002853	31/03/2023	Mrs C B MacIntyre		\$FTP	0.00	47.45
Total:						-47.45	47.45
Creditor: 10261 - M2M One Pty Ltd							
31/03/2023	161632-22736	3/03/2023	M2M One Pty Ltd	Service Provided	\$APINVCE	-18.70	0.00
31/03/2023	002854	31/03/2023	M2M One Pty Ltd		\$FTP	0.00	18.70
Total:						-18.70	18.70
Creditor: 10263 - Water2Water							
27/03/2023	INV267420	1/03/2023	Water2Water	Service Provided	\$APINVCE	-357.60	0.00
27/03/2023	002692	23/03/2023	Water2Water		\$FTP	0.00	357.60
Total:						-357.60	357.60

Creditor: 10268 - The Junction Co.							
27/03/2023	INV-1232	21/03/2023	The Junction Co.	Services provided - Gallery+Studio 4th Quarter 2022/23.	\$APINVCE	-158,950.00	0.00
27/03/2023	002693	23/03/2023	The Junction Co.		\$FTP	0.00	158,950.00
Total:						-158,950.00	158,950.00
Creditor: 10269 - PCC Productions Pty Ltd							
14/03/2023	2287	24/02/2023	PCC Productions Pty Ltd	Services provided	\$APINVCE	-132.00	0.00
14/03/2023	2288	24/02/2023	PCC Productions Pty Ltd	Services provided	\$APINVCE	-2,686.42	0.00
14/03/2023	002379	14/03/2023	PCC Productions Pty Ltd		\$FTP	0.00	2,818.42
31/03/2023	2302	23/03/2023	PCC Productions Pty Ltd	Services provided	\$APINVCE	-1,648.02	0.00
31/03/2023	002855	31/03/2023	PCC Productions Pty Ltd		\$FTP	0.00	1,648.02
Total:						-4,466.44	4,466.44
Creditor: 10271 - Schweppes Australia Pty Ltd							
15/03/2023	9011633102	27/01/2023	Schweppes Australia Pty Ltd	Goods provided	\$APINVCE	-522.93	0.00
1/03/2023	9011718313	15/02/2023	Schweppes Australia Pty Ltd	drinks	\$APINVCE	-354.07	0.00
9/03/2023	0811814878	23/02/2023	Schweppes Australia Pty Ltd	drinks	\$APINVCE	-459.25	0.00
1/03/2023	002114	1/03/2023	Schweppes Australia Pty Ltd		\$FTP	0.00	354.07
9/03/2023	002254	9/03/2023	Schweppes Australia Pty Ltd		\$FTP	0.00	459.25
15/03/2023	9011819112	10/03/2023	Schweppes Australia Pty Ltd	Service Provided	\$APINVCE	-330.35	0.00
15/03/2023	002430	15/03/2023	Schweppes Australia Pty Ltd		\$FTP	0.00	853.28
Total:						-1,666.60	1,666.60
Creditor: 10272 - Vorgee Pty Ltd							
3/03/2023	00171743	31/01/2023	Vorgee Pty Ltd	Service Provided	\$APINVCE	-1,551.00	0.00
8/03/2023	00171742	31/01/2023	Vorgee Pty Ltd	Service Provided	\$APINVCE	-1,700.60	0.00
27/03/2023	00172777	28/02/2023	Vorgee Pty Ltd	Services provided	\$APINVCE	-622.60	0.00
3/03/2023	002186	3/03/2023	Vorgee Pty Ltd		\$FTP	0.00	1,551.00
8/03/2023	002204	8/03/2023	Vorgee Pty Ltd		\$FTP	0.00	1,700.60
27/03/2023	002694	23/03/2023	Vorgee Pty Ltd		\$FTP	0.00	622.60
Total:						-3,874.20	3,874.20
Creditor: 10276 - BOC Gases							
31/03/2023	4033418308	26/02/2023	BOC Limited	Container	\$APINVCE	-213.47	0.00
14/03/2023	4033485752	10/03/2023	BOC Limited	Service Provided	\$APINVCE	-90.55	0.00
14/03/2023	002380	14/03/2023	BOC Limited		\$FTP	0.00	90.55
31/03/2023	002856	31/03/2023	BOC Limited		\$FTP	0.00	213.47
Total:						-304.02	304.02
Creditor: 10277 - The Trustee For The Long Family Trust T/A Stretch Now Pty Lt							
22/03/2023	23-00000189	30/01/2023	Stretch Now Pty Ltd	Buro Kneeling Posture Chair	\$APINVCE	-495.00	0.00
22/03/2023	002512	22/03/2023	Stretch Now Pty Ltd		\$FTP	0.00	495.00
Total:						-495.00	495.00

Creditor: 10279 - Daniels Printing Craftsmen Pty Ltd							
22/03/2023	82683	27/02/2023	Daniels Printing Craftsmen Pty Ltd	A3 Poster	\$APINVCE	-159.50	0.00
27/03/2023	82718	28/02/2023	Daniels Printing Craftsmen Pty Ltd	A5 Booklets	\$APINVCE	-368.50	0.00
22/03/2023	002513	22/03/2023	Daniels Printing Craftsmen Pty Ltd		\$FTP	0.00	159.50
27/03/2023	002695	23/03/2023	Daniels Printing Craftsmen Pty Ltd		\$FTP	0.00	368.50
Total:						-528.00	528.00
Creditor: 10283 - Hedland Hardware							
10/03/2023	1-761864	15/12/2022	TNUC Pty Ltd	Goods provided	\$APINVCE	-58.00	0.00
2/03/2023	1-766264	9/01/2023	TNUC Pty Ltd	Goods provided	\$APINVCE	-52.55	0.00
31/03/2023	1-775620	23/02/2023	TNUC Pty Ltd	Door	\$APINVCE	-83.83	0.00
27/03/2023	1-777863	1/03/2023	TNUC Pty Ltd	Service Provided	\$APINVCE	-118.00	0.00
2/03/2023	002153	2/03/2023	TNUC Pty Ltd		\$FTP	0.00	52.55
10/03/2023	002303	10/03/2023	TNUC Pty Ltd		\$FTP	0.00	58.00
27/03/2023	002696	23/03/2023	TNUC Pty Ltd		\$FTP	0.00	118.00
31/03/2023	002857	31/03/2023	TNUC Pty Ltd		\$FTP	0.00	83.83
Total:						-312.38	312.38
Creditor: 10284 - Discovery Holiday Parks Pty Limited							
15/03/2023	581362	21/02/2023	DHP Port Hedland	Accommodation	\$APINVCE	-580.00	0.00
15/03/2023	002431	15/03/2023	DHP Port Hedland		\$FTP	0.00	580.00
Total:						-580.00	580.00
Creditor: 10288 - Port Hedland Chamber Of Commerce And Industry Inc							
14/03/2023	INV-5248	15/02/2023	PCCI	International Womens day Luncheon	\$APINVCE	-500.00	0.00
14/03/2023	002381	14/03/2023	PCCI		\$FTP	0.00	500.00
Total:						-500.00	500.00
Creditor: 10289 - Rosmech Sales & Service Pty Ltd							
9/03/2023	121049	20/02/2023	Rosmech Sales & Service Pty Ltd	Service Provided	\$APINVCE	-1,310.81	0.00
28/03/2023	121256	1/03/2023	Rosmech Sales & Service Pty Ltd	Service Provided	\$APINVCE	-1,310.81	0.00
27/03/2023	121290	2/03/2023	Rosmech Sales & Service Pty Ltd	Service Provided	\$APINVCE	-459.18	0.00
9/03/2023	002255	9/03/2023	Rosmech Sales & Service Pty Ltd		\$FTP	0.00	1,310.81
27/03/2023	002697	23/03/2023	Rosmech Sales & Service Pty Ltd		\$FTP	0.00	459.18
28/03/2023	002769	27/03/2023	Rosmech Sales & Service Pty Ltd		\$FTP	0.00	1,310.81
Total:						-3,080.80	3,080.80
Creditor: 10290 - Sandra Brockwell							
27/03/2023	RFP_S BROCKWELL_14032023	14/03/2023	Sandra Brockwell	Reimbursement - Utilities	\$APINVCE	-242.47	0.00
27/03/2023	002698	23/03/2023	Sandra Brockwell		\$FTP	0.00	242.47
Total:						-242.47	242.47
Creditor: 10293 - Radio Industries Australia Pty Ltd							
27/03/2023	14655	10/03/2023	Radio Industries Australia Pty Ltd	Service Provided	\$APINVCE	-4,569.40	0.00
27/03/2023	002699	23/03/2023	Radio Industries Australia Pty Ltd		\$FTP	0.00	4,569.40
Total:						-4,569.40	4,569.40

Creditor: 10296 - Craig Watts							
31/03/2023	RFP_C WATTS_29032023	29/03/2023	LL & A WATTS	Reimbursement - Utilities	\$APINVCE	-1,015.29	0.00
31/03/2023	002858	31/03/2023	LL & A WATTS		\$FTP	0.00	1,015.29
Total:						-1,015.29	1,015.29
Creditor: 10298 - Mcleods Barristers & Solicitors							
8/03/2023	127362	30/11/2022	McLeod & Co	Proposed revocation of funeral services licence	\$APINVCE	-938.56	0.00
10/03/2023	127627	3/01/2023	McLeod & Co	Annual Audit 2022	\$APINVCE	-187.00	0.00
9/03/2023	127929	30/01/2023	McLeod & Co	Services Provided	\$APINVCE	-299.24	0.00
31/03/2023	128153	31/01/2023	McLeod & Co	Review of Town decision re 70A Notificat	\$APINVCE	-662.52	0.00
22/03/2023	128399	24/02/2023	McLeod & Co	Service Provided	\$APINVCE	-1,500.00	0.00
27/03/2023	128820	28/02/2023	McLeod & Co	Service Provided	\$APINVCE	-819.32	0.00
27/03/2023	PO00002553	28/02/2023	McLeod & Co	Proposed variation to Aviair Deed	\$APINVCE	-552.09	0.00
27/03/2023	128538	28/02/2023	McLeod & Co	Extension Lease - Telstra	\$APINVCE	-543.35	0.00
27/03/2023	128761	28/02/2023	McLeod & Co	Service Provided	\$APINVCE	-560.78	0.00
28/03/2023	128537	28/02/2023	McLeod & Co	Hotel Lease	\$APINVCE	-320.05	0.00
28/03/2023	128536	28/02/2023	McLeod & Co	Service Provided	\$APINVCE	-276.05	0.00
8/03/2023	002205	8/03/2023	McLeod & Co		\$FTP	0.00	938.56
9/03/2023	002256	9/03/2023	McLeod & Co		\$FTP	0.00	299.24
10/03/2023	002304	10/03/2023	McLeod & Co		\$FTP	0.00	187.00
22/03/2023	002514	22/03/2023	McLeod & Co		\$FTP	0.00	1,500.00
27/03/2023	002700	23/03/2023	McLeod & Co		\$FTP	0.00	2,475.54
28/03/2023	002770	27/03/2023	McLeod & Co		\$FTP	0.00	596.10
31/03/2023	002859	31/03/2023	McLeod & Co		\$FTP	0.00	662.52
Total:						-6,658.96	6,658.96
Creditor: 10299 - Cheye Hill							
31/03/2023	RFP_C HILL_28032023	28/03/2023	Cheye Hill	Reimbursement - Utilities	\$APINVCE	-753.49	0.00
31/03/2023	002860	31/03/2023	Cheye Hill		\$FTP	0.00	753.49
Total:						-753.49	753.49
Creditor: 10300 - William Buck Consulting (WA) Pty Ltd							
15/03/2023	2598	3/03/2023	William Buck Consulting (WA) Pty Ltd	OLD PO177698	\$APINVCE	-616.00	0.00
15/03/2023	002432	15/03/2023	William Buck Consulting (WA) Pty Ltd		\$FTP	0.00	616.00
Total:						-616.00	616.00
Creditor: 10305 - Ask Waste Management Ltd Pty							
31/03/2023	923	2/03/2023	ASK Waste Management	Service Provided	\$APINVCE	-4,373.60	0.00
31/03/2023	002861	31/03/2023	ASK Waste Management		\$FTP	0.00	4,373.60
Total:						-4,373.60	4,373.60
Creditor: 10308 - Smartrak Aust Pty Ltd							
10/03/2023	INV-8418	8/12/2022	Smartrak Australia Pty Ltd	Services provided	\$APINVCE	-10,306.92	0.00
27/03/2023	MI-7077	1/02/2023	Smartrak Australia Pty Ltd	Service Provided	\$APINVCE	-299.20	0.00
10/03/2023	002305	10/03/2023	Smartrak Australia Pty Ltd		\$FTP	0.00	10,306.92
27/03/2023	002701	23/03/2023	Smartrak Australia Pty Ltd		\$FTP	0.00	299.20
Total:						-10,606.12	10,606.12

Creditor: 10309 - Coles Supermarkets Australia Pty Ltd South Hedland

9/03/2023	157696759	14/12/2022	Coles Supermarkets Australia Pty Ltd	Goods provided	\$APINVCE	-228.60	0.00
10/03/2023	16082180	31/01/2023	Coles Supermarkets Australia Pty Ltd	Services Provided	\$APINVCE	-394.78	0.00
8/03/2023	161223602	2/02/2023	Coles Supermarkets Australia Pty Ltd	Catering	\$APINVCE	-529.99	0.00
2/03/2023	161858219	15/02/2023	Coles Supermarkets Australia Pty Ltd	goceries	\$APINVCE	-639.20	0.00
10/03/2023	162016453	17/02/2023	Coles Supermarkets Australia Pty Ltd	Service Provided	\$APINVCE	-115.00	0.00
15/03/2023	162626598	24/02/2023	Coles Supermarkets Australia Pty Ltd	Goods provided	\$APINVCE	-126.15	0.00
15/03/2023	162536834	24/02/2023	Coles Supermarkets Australia Pty Ltd	Groceries	\$APINVCE	-201.50	0.00
15/03/2023	162639541	27/02/2023	Coles Supermarkets Australia Pty Ltd	Goods provided	\$APINVCE	-239.68	0.00
15/03/2023	162562850	27/02/2023	Coles Supermarkets Australia Pty Ltd	REQ3258	\$APINVCE	-52.74	0.00
15/03/2023	162730337	28/02/2023	Coles Supermarkets Australia Pty Ltd	Service Provided	\$APINVCE	-55.40	0.00
27/03/2023	162874477	1/03/2023	Coles Supermarkets Australia Pty Ltd	Goods provided	\$APINVCE	-189.25	0.00
2/03/2023	002154	2/03/2023	Coles Supermarkets Australia Pty Ltd		\$FTP	0.00	639.20
27/03/2023	163110620	3/03/2023	Coles Supermarkets Australia Pty Ltd	Groceries	\$APINVCE	-265.35	0.00
8/03/2023	002206	8/03/2023	Coles Supermarkets Australia Pty Ltd		\$FTP	0.00	529.99
14/03/2023	163108692	8/03/2023	Coles Supermarkets Australia Pty Ltd	Groceries	\$APINVCE	-212.10	0.00
9/03/2023	002257	9/03/2023	Coles Supermarkets Australia Pty Ltd		\$FTP	0.00	228.60
10/03/2023	002306	10/03/2023	Coles Supermarkets Australia Pty Ltd		\$FTP	0.00	509.78
14/03/2023	002382	14/03/2023	Coles Supermarkets Australia Pty Ltd		\$FTP	0.00	212.10
15/03/2023	002433	15/03/2023	Coles Supermarkets Australia Pty Ltd		\$FTP	0.00	675.47
27/03/2023	002702	23/03/2023	Coles Supermarkets Australia Pty Ltd		\$FTP	0.00	454.60
Total:						-3,249.74	3,249.74

Creditor: 10311 - The Hidden Pantry 6721

29/03/2023	211	19/02/2023	Cake Candy by Ambre	Federal Cabinet Meeting Event	\$APINVCE	-2,100.00	0.00
29/03/2023	002805	29/03/2023	Cake Candy by Ambre		\$FTP	0.00	2,100.00
Total:						-2,100.00	2,100.00

Creditor: 10314 - James Watts

2/03/2023	RFP_J WATTS_01032023	1/03/2023	James Watts	Rent Reimbursement 24/02/2023 - 09/03/2023	\$APINVCE	-800.00	0.00
2/03/2023	002155	2/03/2023	James Watts		\$FTP	0.00	800.00
14/03/2023	RFP_J WATTS_07032023	7/03/2023	James Watts	Reimbursement - Rent 10/03/2023 - 16/03/2023	\$APINVCE	-400.00	0.00
14/03/2023	002383	14/03/2023	James Watts		\$FTP	0.00	400.00
27/03/2023	RFP_J WATTS_14032023	14/03/2023	James Watts	Reimbursement - Rent 17/03/2023 - 23/03/2023	\$APINVCE	-400.00	0.00
27/03/2023	RFP_J WATTS_21032023	21/03/2023	James Watts	Reimbursement - Rent 24/03/2023 - 30/03/2023	\$APINVCE	-400.00	0.00
27/03/2023	002703	23/03/2023	James Watts		\$FTP	0.00	800.00
31/03/2023	RFP_J WATTS_28032023	28/03/2023	James Watts	Reimbursement - Rent 31/03/2023	\$APINVCE	-57.14	0.00
31/03/2023	002862	31/03/2023	James Watts		\$FTP	0.00	57.14
Total:						-2,057.14	2,057.14

Creditor: 10318 - Car Transport Express

17/03/2023	1984467	20/02/2023	Car Transport Express	Services provided	\$APINVCE	-1,426.00	0.00
17/03/2023	002474	17/03/2023	Car Transport Express		\$FTP	0.00	1,426.00
Total:						-1,426.00	1,426.00

Creditor: 10319 - Norcape Tree & Contracting Services Pty Ltd

2/03/2023	INV-1411	9/01/2023	Norcape Tree & Contracting Services Pty Ltd	Services provided	\$APINVCE	-5,786.00	0.00
2/03/2023	002156	2/03/2023	Norcape Tree & Contracting Services Pty Ltd		\$FTP	0.00	5,786.00
Total:						-5,786.00	5,786.00

Creditor: 10320 - MDM Entertainment Pty Ltd							
22/03/2023	S10005535	10/02/2023	MDM Entertainment Pty Ltd	Service Provided	\$APINVCE	-114.65	0.00
29/03/2023	S10005875	23/02/2023	MDM Entertainment Pty Ltd	Movies	\$APINVCE	-83.30	0.00
22/03/2023	002515	22/03/2023	MDM Entertainment Pty Ltd		\$FTP	0.00	114.65
29/03/2023	002806	29/03/2023	MDM Entertainment Pty Ltd		\$FTP	0.00	83.30
Total:						-197.95	197.95
Creditor: 10321 - QT Hotels And Resorts Pty Limited							
14/03/2023	148543	17/02/2023	QT Hotels and Resorts T/A QT Perth	Accommodation & Breakfast	\$APINVCE	-666.50	0.00
14/03/2023	148601	17/02/2023	QT Hotels and Resorts T/A QT Perth	Accommodation	\$APINVCE	-305.00	0.00
28/03/2023	17713270	23/02/2023	QT Hotels and Resorts T/A QT Perth	Accommodation	\$APINVCE	-767.00	0.00
14/03/2023	002384	14/03/2023	QT Hotels and Resorts T/A QT Perth		\$FTP	0.00	971.50
28/03/2023	002771	27/03/2023	QT Hotels and Resorts T/A QT Perth		\$FTP	0.00	767.00
Total:						-1,738.50	1,738.50
Creditor: 10322 - Charismatic Photography							
15/03/2023	00000050	31/01/2023	Charismatic Photography	Media Release	\$APINVCE	-150.00	0.00
15/03/2023	002434	15/03/2023	Charismatic Photography		\$FTP	0.00	150.00
Total:						-150.00	150.00
Creditor: 10323 - Shelly McDowall							
27/03/2023	RFP_S MCDOWALL_21032023	21/03/2023	Shelyere McDowall & Russell McDowall	Reimbursement - Utilities	\$APINVCE	-1,500.00	0.00
27/03/2023	002704	23/03/2023	Shelyere McDowall & Russell McDowall		\$FTP	0.00	1,500.00
Total:						-1,500.00	1,500.00
Creditor: 10324 - Clair Morrison							
31/03/2023	RFP_C MORRISON_29032023	29/03/2023	Ms Claire Elisse Morrison	Reimbursement - Electricity	\$APINVCE	-541.65	0.00
31/03/2023	002863	31/03/2023	Ms Claire Elisse Morrison		\$FTP	0.00	541.65
Total:						-541.65	541.65
Creditor: 10325 - Karren Macclure							
27/03/2023	RFP_K MACCLURE_20032023	20/03/2023	Karren MacClure	Reimbursement CPA Membership 01/01/2023 - 31/12/2023	\$APINVCE	-790.00	0.00
27/03/2023	002705	23/03/2023	Karren MacClure		\$FTP	0.00	790.00
31/03/2023	RFP_K MACCLURE_23032023	23/03/2023	Karren MacClure	Reimbursement - Utilities	\$APINVCE	-4,400.00	0.00
31/03/2023	002864	31/03/2023	Karren MacClure		\$FTP	0.00	4,400.00
Total:						-5,190.00	5,190.00
Creditor: 10328 - Wow Wipes							
27/03/2023	36194	2/03/2023	WOW Wipes	Service Provided	\$APINVCE	-3,202.10	0.00
27/03/2023	002706	23/03/2023	WOW Wipes		\$FTP	0.00	3,202.10
Total:						-3,202.10	3,202.10
Creditor: 10330 - Town Team Movement Pty Ltd							
1/03/2023	00000637	27/02/2023	Town Team Movement	Strategy Review	\$APINVCE	-2,640.00	0.00
1/03/2023	002115	1/03/2023	Town Team Movement		\$FTP	0.00	2,640.00
Total:						-2,640.00	2,640.00

Creditor: 10331 - Maia Financial Pty Limited							
31/03/2023	C39587	30/01/2023	ALLF Pty Limited	Services Provided	\$APINVCE	-24,975.27	0.00
31/03/2023	002865	31/03/2023	ALLF Pty Limited		\$FTP	0.00	24,975.27
Total:						-24,975.27	24,975.27
Creditor: 10332 - Shawn Law							
27/03/2023	RFP_S LAW_23032023	23/03/2023	Shawn Law	Reimbursement - Electricity	\$APINVCE	-135.56	0.00
27/03/2023	002707	23/03/2023	Shawn Law		\$FTP	0.00	135.56
Total:						-135.56	135.56
Creditor: 10334 - Xref (AU) Pty Ltd							
27/03/2023	AU-20380	9/03/2023	Xref Pty Ltd	Service Provided	\$APINVCE	-3,850.00	0.00
27/03/2023	002708	23/03/2023	Xref Pty Ltd		\$FTP	0.00	3,850.00
Total:						-3,850.00	3,850.00
Creditor: 10338 - Florian Goessmann							
15/03/2023	RFP_F GOESSMANN_13032023	13/03/2023	Florian Goessmann	Reimbursement - Utilities	\$APINVCE	-1,454.28	0.00
15/03/2023	002435	15/03/2023	Florian Goessmann		\$FTP	0.00	1,454.28
Total:						-1,454.28	1,454.28
Creditor: 10339 - Category 5 Labour Management (WA) Pty Ltd							
28/03/2023	CATSWA49367	19/03/2023	Category 5 Labour Management	Labour Hire	\$APINVCE	-1,876.39	0.00
28/03/2023	002772	27/03/2023	Category 5 Labour Management		\$FTP	0.00	1,876.39
Total:						-1,876.39	1,876.39
Creditor: 10342 - Kmart							
22/03/2023	327363	21/02/2023	Kmart Australia Ltd	Service Provided	\$APINVCE	-234.50	0.00
15/03/2023	327587	24/02/2023	Kmart Australia Ltd	Bubble Wrap	\$APINVCE	-20.00	0.00
22/03/2023	327553	24/02/2023	Kmart Australia Ltd	Service Provided	\$APINVCE	-147.75	0.00
22/03/2023	327678	27/02/2023	Kmart Australia Ltd	Cubby House	\$APINVCE	-35.00	0.00
27/03/2023	328098	3/03/2023	Kmart Australia Ltd	Service Provided	\$APINVCE	-245.50	0.00
15/03/2023	002436	15/03/2023	Kmart Australia Ltd		\$FTP	0.00	20.00
22/03/2023	002516	22/03/2023	Kmart Australia Ltd		\$FTP	0.00	417.25
27/03/2023	002709	23/03/2023	Kmart Australia Ltd		\$FTP	0.00	245.50
Total:						-682.75	682.75
Creditor: 10344 - Elmar Zielke							
2/03/2023	RFP_E ZIELKE_23022023	23/02/2023	E Zielke	Elected Member Payment	\$APINVCE	-2,997.50	0.00
2/03/2023	RFP_27022023	27/02/2023	E Zielke	Reimbursement - Accommodation & Meals Australian Hydrogen Conference 6 & 7 December 2022	\$APINVCE	-1,129.30	0.00
2/03/2023	002157	2/03/2023	E Zielke		\$FTP	0.00	4,126.80
Total:						-4,126.80	4,126.80

Creditor: 10346 - WA Limestone Contracting Pty Ltd							
16/03/2023	CT000002 - CLAIM 18 - JAN 23	30/01/2023	WA Limestone Contracting Pty Ltd	Generated from contract claim	\$APINVCE	-798,776.94	0.00
22/03/2023	CT000002 - CLAIM 19 - FEB 23	28/02/2023	WA Limestone Contracting Pty Ltd	Generated from contract claim	\$APINVCE	-1,214,822.16	0.00
16/03/2023	002454	16/03/2023	WA Limestone Contracting Pty Ltd		\$FTP	0.00	798,776.94
22/03/2023	002517	22/03/2023	WA Limestone Contracting Pty Ltd		\$FTP	0.00	1,214,822.16
Total:						-2,013,599.10	2,013,599.10
Creditor: 10349 - Karli Beresford							
15/03/2023	RFP_K BERESFORD_03022023	3/02/2023	Karli Beresford	Reimbursement - Rent 01/11/2022 - 12/02/2023	\$APINVCE	-6,000.00	0.00
15/03/2023	002437	15/03/2023	Karli Beresford		\$FTP	0.00	6,000.00
31/03/2023	RFP_K BERESFORD_29032023	29/03/2023	Karli Beresford	Reimbursement - Rent & Utilities	\$APINVCE	-3,771.77	0.00
31/03/2023	002866	31/03/2023	Karli Beresford		\$FTP	0.00	3,771.77
Total:						-9,771.77	9,771.77
Creditor: 10352 - Professional Coaching Australia Pty Ltd							
22/03/2023	INV-01875	27/02/2023	Professional Coaching Australia	Service Provided	\$APINVCE	-7,645.00	0.00
22/03/2023	002518	22/03/2023	Professional Coaching Australia		\$FTP	0.00	7,645.00
Total:						-7,645.00	7,645.00
Creditor: 10357 - DMT Logisitics Pty Ltd							
9/03/2023	INV-2344	30/01/2023	DTMT Logisitics Pty Ltd	Services Provided	\$APINVCE	-2,447.50	0.00
9/03/2023	002258	9/03/2023	DTMT Logisitics Pty Ltd		\$FTP	0.00	2,447.50
Total:						-2,447.50	2,447.50
Creditor: 10361 - Essential First Aid Training Pty Ltd							
31/03/2023	INV-2416	8/03/2023	Essential First Aid Training Pty Ltd	HLTAID009 - Provide CPR	\$APINVCE	-475.00	0.00
31/03/2023	002867	31/03/2023	Essential First Aid Training Pty Ltd		\$FTP	0.00	475.00
Total:						-475.00	475.00
Creditor: 10363 - Laveni F Bennett							
2/03/2023	RFP_F BENNETT_23022023	23/02/2023	Laveni F Bennett	Elected Member Payment	\$APINVCE	-2,997.50	0.00
2/03/2023	002158	2/03/2023	Laveni F Bennett		\$FTP	0.00	2,997.50
Total:						-2,997.50	2,997.50
Creditor: 10364 - Ash Christensen							
2/03/2023	RFP_A CHRISTENSEN_23022023	23/02/2023	Mr A Christensen	Elected Member Payment	\$APINVCE	-2,997.50	0.00
2/03/2023	002159	2/03/2023	Mr A Christensen		\$FTP	0.00	2,997.50
Total:						-2,997.50	2,997.50
Creditor: 10366 - Goescape Pty Ltd							
9/03/2023	22242	11/01/2023	goESCAPE Pty Ltd	Job No 11557	\$APINVCE	-329.27	0.00
1/03/2023	22333	3/02/2023	goESCAPE Pty Ltd	Services Provided	\$APINVCE	-341.44	0.00
1/03/2023	INV-10773	3/02/2023	goESCAPE Pty Ltd	Services Provided	\$APINVCE	-2,197.60	0.00
9/03/2023	22520	23/02/2023	goESCAPE Pty Ltd	Service Provided	\$APINVCE	-150.81	0.00
31/03/2023	22557	27/02/2023	goESCAPE Pty Ltd	Service Provided	\$APINVCE	-263.69	0.00
1/03/2023	002116	1/03/2023	goESCAPE Pty Ltd		\$FTP	0.00	2,539.04

9/03/2023	002259	9/03/2023	goESCAPE Pty Ltd		\$FTP	0.00	480.08
28/03/2023	22636	9/03/2023	goESCAPE Pty Ltd	Service Provided	\$APINVCE	-878.01	0.00
28/03/2023	002773	27/03/2023	goESCAPE Pty Ltd		\$FTP	0.00	878.01
31/03/2023	002868	31/03/2023	goESCAPE Pty Ltd		\$FTP	0.00	263.69
Total:						-4,160.82	4,160.82
Creditor: 10368 - Hedland Harbour Cafe							
1/03/2023	00000191	26/01/2023	Silver Star Diner Pty Ltd	Service Provided	\$APINVCE	-431.00	0.00
1/03/2023	002117	1/03/2023	Silver Star Diner Pty Ltd		\$FTP	0.00	431.00
Total:						-431.00	431.00
Creditor: 10373 - Hedland Eye Care Pty Ltd							
14/03/2023	45150	23/02/2023	Hedland Eye Care Pty Ltd	Service Provided	\$APINVCE	-589.00	0.00
15/03/2023	45327	23/02/2023	Hedland Eye Care Pty Ltd	Service Provided	\$APINVCE	-589.00	0.00
14/03/2023	002385	14/03/2023	Hedland Eye Care Pty Ltd		\$FTP	0.00	589.00
15/03/2023	002438	15/03/2023	Hedland Eye Care Pty Ltd		\$FTP	0.00	589.00
Total:						-1,178.00	1,178.00
Creditor: 10375 - Considered Space							
22/03/2023	INV-22043	2/03/2023	Considered Space Pty Ltd	Service Provided	\$APINVCE	-2,590.50	0.00
22/03/2023	INV-22042	2/03/2023	Considered Space Pty Ltd	Service Provided	\$APINVCE	-5,214.00	0.00
10/03/2023	CT000016 CLAIM 5 FEB 2023	3/03/2023	Considered Space Pty Ltd	Generated from contract claim	\$APINVCE	-1,056.00	0.00
10/03/2023	002307	10/03/2023	Considered Space Pty Ltd		\$FTP	0.00	1,056.00
22/03/2023	002519	22/03/2023	Considered Space Pty Ltd		\$FTP	0.00	7,804.50
Total:						-8,860.50	8,860.50
Creditor: 10379 - L E Roberts Building Design							
2/03/2023	6353	25/02/2023	L E Roberts Drafting & Design	Service Provided	\$APINVCE	-858.00	0.00
2/03/2023	002160	2/03/2023	L E Roberts Drafting & Design		\$FTP	0.00	858.00
Total:						-858.00	858.00
Creditor: 10381 - Sai Global Australia Pty Ltd							
15/03/2023	SAIG1IS-1254068	7/02/2023	Sai Global Australia Pty Ltd	Service Provided	\$APINVCE	-291.03	0.00
9/03/2023	SAIG1IS-1257479	21/02/2023	Sai Global Australia Pty Ltd	Service Provided	\$APINVCE	-171.92	0.00
9/03/2023	SAIG1IS-1257924	22/02/2023	Sai Global Australia Pty Ltd	Service Provided	\$APINVCE	-171.41	0.00
15/03/2023	SAIG1IS-1258749	27/02/2023	Sai Global Australia Pty Ltd	Service Provided	\$APINVCE	-140.47	0.00
14/03/2023	SAIG1IS-1261278	8/03/2023	Sai Global Australia Pty Ltd	Service Provided	\$APINVCE	-114.64	0.00
9/03/2023	002260	9/03/2023	Sai Global Australia Pty Ltd		\$FTP	0.00	343.33
14/03/2023	002386	14/03/2023	Sai Global Australia Pty Ltd		\$FTP	0.00	114.64
15/03/2023	002439	15/03/2023	Sai Global Australia Pty Ltd		\$FTP	0.00	431.50
Total:						-889.47	889.47
Creditor: 10384 - Atrada Group T/A Tradesales							
9/03/2023	INVTSS684	22/02/2023	Atrada Group Pty Ltd T/A Tradesales	Service Provided	\$APINVCE	-1,425.64	0.00
9/03/2023	002261	9/03/2023	Atrada Group Pty Ltd T/A Tradesales		\$FTP	0.00	1,425.64
Total:						-1,425.64	1,425.64

Creditor: 10385 - Melinda Hurst							
14/03/2023	RFP_M HURST_07032023	7/03/2023	Melinda Hurst	Reimbursement - Rent 27.02.2023 - 06.03.2023	\$APINVCE	-800.00	0.00
14/03/2023	002387	14/03/2023	Melinda Hurst		\$FTP	0.00	800.00
27/03/2023	RFP_M HURST_20032023	20/03/2023	Melinda Hurst	Reimbursement - Rent 13/03/2023 - 20/03/2023	\$APINVCE	-800.00	0.00
27/03/2023	002710	23/03/2023	Melinda Hurst		\$FTP	0.00	800.00
31/03/2023	RFP_M HURST_27032023	27/03/2023	Melinda Hurst	Reimbursement - Rent 21/03/2023 - 27/03/2023	\$APINVCE	-400.00	0.00
31/03/2023	002869	31/03/2023	Melinda Hurst		\$FTP	0.00	400.00
Total:						-2,000.00	2,000.00
Creditor: 10389 - Pilbara Building Maintenance Services							
2/03/2023	13582	2/02/2023	Pilbara Building Maintenance Services	Services Provided	\$APINVCE	-513.61	0.00
2/03/2023	002161	2/03/2023	Pilbara Building Maintenance Services		\$FTP	0.00	513.61
Total:						-513.61	513.61
Creditor: 10393 - Programmed Skilled Workforce Limited							
27/03/2023	4424798	8/11/2022	Programmed Skilled Workforce Limited	Jobs & Skills WA Employer Incentive	\$APCREDT	317.63	0.00
27/03/2023	4455597	11/12/2022	Programmed Skilled Workforce Limited	Labour Hire	\$APINVCE	-334.33	0.00
27/03/2023	4451238	13/12/2022	Programmed Skilled Workforce Limited	Jobs & Skills WA Employer Incentive	\$APCREDT	1,275.00	0.00
27/03/2023	4477514	15/01/2023	Programmed Skilled Workforce Limited	Services Provided Groom, Jasmirah	\$APINVCE	-119.41	0.00
27/03/2023	400081468	17/01/2023	Programmed Skilled Workforce Limited	Jobs & Skills WA Employer Incentive Training (GST Exempt)	\$APCREDT	1,275.00	0.00
27/03/2023	4482439	22/01/2023	Programmed Skilled Workforce Limited	Services Provided	\$APINVCE	-184.11	0.00
27/03/2023	4483124	31/01/2023	Programmed Skilled Workforce Limited	Services Provided	\$APINVCE	-1,126.22	0.00
27/03/2023	4492269	5/02/2023	Programmed Skilled Workforce Limited	Trainee	\$APINVCE	-561.00	0.00
27/03/2023	4502685	19/02/2023	Programmed Skilled Workforce Limited	Trainee	\$APINVCE	-512.88	0.00
27/03/2023	4498320	21/02/2023	Programmed Skilled Workforce Limited	CN FOR Oreo Ashton BAC 8 \$695.90 6671 300253861	\$APCREDT	695.90	0.00
27/03/2023	4513042	5/03/2023	Programmed Skilled Workforce Limited	Service Provided	\$APINVCE	-815.33	0.00
27/03/2023	002711	23/03/2023	Programmed Skilled Workforce Limited		\$FTP	0.00	89.75
Total:						-89.75	89.75
Creditor: 10397 - Joyce Uraiwan T/A Five Star Cleaning Services							
28/03/2023	72	28/10/2022	Joyce Uraiwan	Services provided	\$APINVCE	-250.00	0.00
28/03/2023	002774	27/03/2023	Joyce Uraiwan		\$FTP	0.00	250.00
Total:						-250.00	250.00
Creditor: 10399 - Jason Keller							
2/03/2023	RFP_J KELLER_28022023	28/02/2023	Jason & Amanda Keller	Elected Member Payment	\$APINVCE	-2,997.50	0.00
2/03/2023	002162	2/03/2023	Jason & Amanda Keller		\$FTP	0.00	2,997.50
Total:						-2,997.50	2,997.50
Creditor: 10405 - Corporate Training Services Pty Ltd.							
2/03/2023	00001695	23/02/2023	Corporate Training Services Pty Ltd.	f Contractual Disputes	\$APINVCE	-7,425.00	0.00
2/03/2023	002163	2/03/2023	Corporate Training Services Pty Ltd.		\$FTP	0.00	7,425.00
Total:						-7,425.00	7,425.00
Creditor: 10411 - DE And BM Store Pty Ltd T/A Harvey Norman Port Hedland Av/It							
9/03/2023	760355	28/02/2023	DE and BM Store Pty Ltd	Goods provided	\$APINVCE	-295.00	0.00
9/03/2023	002262	9/03/2023	DE and BM Store Pty Ltd		\$FTP	0.00	295.00
Total:						-295.00	295.00

Creditor: 10413 - Green Shoots Investigations Pty Ltd								
28/03/2023	00000066	28/02/2023	Green Shoots HR Pty Ltd	HR Business partner Coverage	\$APINVCE	-2,514.17	0.00	
28/03/2023	002775	27/03/2023	Green Shoots HR Pty Ltd		\$FTP	0.00	2,514.17	
Total:						-2,514.17	2,514.17	
Creditor: 10415 - West Sure Group Pty Ltd T/A West-Sure Security								
17/03/2023	00026200	31/12/2022	West-Sure group Pty Ltd	Services Provided	\$APINVCE	-1,402.50	0.00	
27/03/2023	00026652	28/02/2023	West-Sure group Pty Ltd	Service Provided	\$APINVCE	-1,650.00	0.00	
17/03/2023	002475	17/03/2023	West-Sure group Pty Ltd		\$FTP	0.00	1,402.50	
27/03/2023	002712	23/03/2023	West-Sure group Pty Ltd		\$FTP	0.00	1,650.00	
Total:						-3,052.50	3,052.50	
Creditor: 10418 - Stephanie Sikaloski								
27/03/2023	RFP_S SIKALOSKI_20032023	20/03/2023	Stephanie Sikaloski	Reimbursement - Rent & Utilities	\$APINVCE	-1,883.82	0.00	
27/03/2023	002713	23/03/2023	Stephanie Sikaloski		\$FTP	0.00	1,883.82	
29/03/2023	RFP_S SIKALOSKI_27032023	27/03/2023	Stephanie Sikaloski	Reimbursement - Rent 24/03/2023 - 31/03/2023	\$APINVCE	-270.00	0.00	
29/03/2023	002807	29/03/2023	Stephanie Sikaloski		\$FTP	0.00	270.00	
31/03/2023	RFP_S SIKALOSKI_29032023	29/03/2023	Stephanie Sikaloski	Reimbursement - Rent 31/03/2023 - 07/04/2023	\$APINVCE	-270.00	0.00	
31/03/2023	002870	31/03/2023	Stephanie Sikaloski		\$FTP	0.00	270.00	
Total:						-2,423.82	2,423.82	
Creditor: 10421 - Poh Lin Lam								
14/03/2023	RFP_P LAM_03032023	3/03/2023	Kelvin Choong Pak HO Poh Lin Lam	Reimbursement - Electricity 14/01/2023 - 31/01/2023	\$APINVCE	-138.74	0.00	
14/03/2023	002388	14/03/2023	Kelvin Choong Pak HO Poh Lin Lam		\$FTP	0.00	138.74	
Total:						-138.74	138.74	
Creditor: 10423 - Repco								
2/03/2023	4660049001	19/01/2023	Repco Ltd	Services Provided	\$APINVCE	-13.48	0.00	
1/03/2023	4660054842	15/02/2023	Repco Ltd	V Belt	\$APINVCE	-83.60	0.00	
27/03/2023	4660057807	28/02/2023	Repco Ltd	Power Control	\$APINVCE	-711.55	0.00	
1/03/2023	002118	1/03/2023	Repco Ltd		\$FTP	0.00	83.60	
2/03/2023	002164	2/03/2023	Repco Ltd		\$FTP	0.00	13.48	
27/03/2023	4660058818	4/03/2023	Repco Ltd	Tools	\$APINVCE	-657.49	0.00	
27/03/2023	002714	23/03/2023	Repco Ltd		\$FTP	0.00	1,369.04	
Total:						-1,466.12	1,466.12	
Creditor: 10424 - JH Computer Services Pty Ltd								
1/03/2023	0000207258-D01	11/01/2023	JH Computer Services	Services Provided	\$APINVCE	-2,612.50	0.00	
8/03/2023	0000207369-D01	18/01/2023	JH Computer Services	Phone replacement - to be credietd	\$APINVCE	-5.50	0.00	
8/03/2023	C207375-D0	19/01/2023	JH Computer Services	Phone replacement - to be credietd	\$APCREDIT	5.50	0.00	
8/03/2023	0000207301-D02	20/01/2023	JH Computer Services	Service Provided	\$APINVCE	-1,815.00	0.00	
1/03/2023	0000207530-D01	30/01/2023	JH Computer Services	Services Provided	\$APINVCE	-161.70	0.00	
9/03/2023	0000207830-D01	20/02/2023	JH Computer Services	Service Provided	\$APINVCE	-286.00	0.00	
1/03/2023	002119	1/03/2023	JH Computer Services		\$FTP	0.00	2,774.20	

27/03/2023	000208009-D01	7/03/2023	JH Computer Services	Service Provided	\$APINVCE	-1,089.00	0.00
27/03/2023	0000208008-D01	7/03/2023	JH Computer Services	Keyboard	\$APINVCE	-660.00	0.00
8/03/2023	002207	8/03/2023	JH Computer Services		\$FTP	0.00	1,815.00
27/03/2023	0000208025-D01	8/03/2023	JH Computer Services	Service Provided	\$APINVCE	-367.40	0.00
9/03/2023	002263	9/03/2023	JH Computer Services		\$FTP	0.00	286.00
27/03/2023	002715	23/03/2023	JH Computer Services		\$FTP	0.00	2,116.40
Total:						-6,991.60	6,991.60
Creditor: 10428 - Australia Post							
1/03/2023	1012166138	3/02/2023	Australia Post EFT Receipts	Postage	\$APINVCE	-1,500.48	0.00
1/03/2023	002120	1/03/2023	Australia Post EFT Receipts		\$FTP	0.00	1,500.48
27/03/2023	1012236345	3/03/2023	Australia Post EFT Receipts	Service Provided	\$APINVCE	-2,986.53	0.00
27/03/2023	002716	23/03/2023	Australia Post EFT Receipts		\$FTP	0.00	2,986.53
Total:						-4,487.01	4,487.01
Creditor: 10430 - Western Australian Local Government Association							
9/03/2023	SI-003847	7/02/2023	WA Local Government Association	Services Provided	\$APINVCE	-440.00	0.00
14/03/2023	SI-003980	16/02/2023	WA Local Government Association	Local Gov Act	\$APINVCE	-638.00	0.00
14/03/2023	SI-003983	16/02/2023	WA Local Government Association	Short Booking Course	\$APINVCE	-638.00	0.00
9/03/2023	002264	9/03/2023	WA Local Government Association		\$FTP	0.00	440.00
27/03/2023	SI-004235	9/03/2023	WA Local Government Association	Service Provided	\$APINVCE	-2,520.00	0.00
27/03/2023	SI-004272	9/03/2023	WA Local Government Association	Service Provided	\$APINVCE	-1,089.00	0.00
27/03/2023	SI-004273	9/03/2023	WA Local Government Association	Service Provided	\$APINVCE	-1,089.00	0.00
27/03/2023	SI-004278	9/03/2023	WA Local Government Association	Service Provided	\$APINVCE	-638.00	0.00
27/03/2023	SI-004274	9/03/2023	WA Local Government Association	Service Provided	\$APINVCE	-1,089.00	0.00
14/03/2023	002389	14/03/2023	WA Local Government Association		\$FTP	0.00	1,276.00
27/03/2023	002717	23/03/2023	WA Local Government Association		\$FTP	0.00	6,425.00
Total:						-8,141.00	8,141.00
Creditor: 10433 - Air BP							
22/03/2023	00703999	23/02/2023	Air BP	Service Provided	\$APINVCE	-287.46	0.00
22/03/2023	002520	22/03/2023	Air BP		\$FTP	0.00	287.46
Total:						-287.46	287.46
Creditor: 10434 - Komatsu Australia Pty Ltd							
27/03/2023	003071735	27/01/2023	Komatsu Australia Pty Ltd	Services Provided D85EX-15E0	\$APINVCE	-4,455.39	0.00
17/03/2023	003081089	3/02/2023	Komatsu Australia Pty Ltd	Services Provided	\$APINVCE	-1,171.08	0.00
17/03/2023	003082285	4/02/2023	Komatsu Australia Pty Ltd	Services Provided	\$APINVCE	-585.54	0.00
1/03/2023	003103921	21/02/2023	Komatsu Australia Pty Ltd	Goods Provided	\$APINVCE	-343.74	0.00
17/03/2023	003103266	21/02/2023	Komatsu Australia Pty Ltd	Service Provided	\$APINVCE	-233.15	0.00
17/03/2023	003103370	21/02/2023	Komatsu Australia Pty Ltd	Goods Provided	\$APINVCE	-91.75	0.00
27/03/2023	003104694	22/02/2023	Komatsu Australia Pty Ltd	Goods Provided	\$APINVCE	-510.28	0.00
27/03/2023	003110767	27/02/2023	Komatsu Australia Pty Ltd	WA270-8	\$APINVCE	-9,918.46	0.00
1/03/2023	002121	1/03/2023	Komatsu Australia Pty Ltd		\$FTP	0.00	343.74
27/03/2023	003126069	9/03/2023	Komatsu Australia Pty Ltd	Service Provided	\$APINVCE	-275.92	0.00
15/03/2023	003127794	10/03/2023	Komatsu Australia Pty Ltd	Service Provided	\$APINVCE	-142.74	0.00
15/03/2023	002440	15/03/2023	Komatsu Australia Pty Ltd		\$FTP	0.00	142.74
17/03/2023	002476	17/03/2023	Komatsu Australia Pty Ltd		\$FTP	0.00	2,081.52
27/03/2023	002718	23/03/2023	Komatsu Australia Pty Ltd		\$FTP	0.00	15,160.05
Total:						-17,728.05	17,728.05

Creditor: 10437 - Jan Gillingham								
2/03/2023	RFP_J GILLINGHAM_23022023	23/02/2023	JM Kucera Gillingham	Elected Member Payment	\$APINVCE	-2,997.50	0.00	
2/03/2023	002165	2/03/2023	JM Kucera Gillingham		\$FTP	0.00	2,997.50	
Total:						-2,997.50	2,997.50	
Creditor: 10442 - Benara Nurseries								
9/03/2023	443092	15/02/2023	Benara Nurseries	Services Provided	\$APINVCE	-1,025.62	0.00	
9/03/2023	002265	9/03/2023	Benara Nurseries		\$FTP	0.00	1,025.62	
Total:						-1,025.62	1,025.62	
Creditor: 10443 - Pilbara Boats N Bikes								
10/03/2023	PI12113954	16/12/2022	T&H Russell InvestmentsPty Ltd	Goods provided	\$APINVCE	-120.00	0.00	
22/03/2023	PI12113946	16/12/2022	T&H Russell InvestmentsPty Ltd	Goods provided	\$APINVCE	-390.00	0.00	
22/03/2023	PI12114176	11/01/2023	T&H Russell InvestmentsPty Ltd	Parts provided	\$APINVCE	-251.85	0.00	
10/03/2023	002308	10/03/2023	T&H Russell InvestmentsPty Ltd		\$FTP	0.00	120.00	
22/03/2023	002521	22/03/2023	T&H Russell InvestmentsPty Ltd		\$FTP	0.00	641.85	
Total:						-761.85	761.85	
Creditor: 10445 - Carabiner Pty Ltd								
15/03/2023	CLAIM 6 - FEBRUARY 2023	28/02/2023	Carabiner Pty Ltd	Generated from contract claim	\$APINVCE	-1,004.58	0.00	
15/03/2023	002441	15/03/2023	Carabiner Pty Ltd		\$FTP	0.00	1,004.58	
Total:						-1,004.58	1,004.58	
Creditor: 10449 - Hedland Emporium & Office Supplies								
10/03/2023	363703	20/02/2023	Hedland Emporium Pty Ltd	Shipping Labels	\$APINVCE	-179.55	0.00	
1/03/2023	363763	21/02/2023	Hedland Emporium Pty Ltd	Lockable cupbaord	\$APINVCE	-1,298.00	0.00	
22/03/2023	363921	23/02/2023	Hedland Emporium Pty Ltd	Service Provided	\$APINVCE	-679.18	0.00	
1/03/2023	002122	1/03/2023	Hedland Emporium Pty Ltd		\$FTP	0.00	1,298.00	
27/03/2023	364739	7/03/2023	Hedland Emporium Pty Ltd	Service Provided	\$APINVCE	-47.70	0.00	
27/03/2023	364705	7/03/2023	Hedland Emporium Pty Ltd	Service Provided	\$APINVCE	-285.62	0.00	
14/03/2023	364883	9/03/2023	Hedland Emporium Pty Ltd	FURNEX INITIATIVE OFFICE CHAIR	\$APINVCE	-520.00	0.00	
10/03/2023	002309	10/03/2023	Hedland Emporium Pty Ltd		\$FTP	0.00	179.55	
14/03/2023	002390	14/03/2023	Hedland Emporium Pty Ltd		\$FTP	0.00	520.00	
22/03/2023	002522	22/03/2023	Hedland Emporium Pty Ltd		\$FTP	0.00	679.18	
27/03/2023	002719	23/03/2023	Hedland Emporium Pty Ltd		\$FTP	0.00	333.32	
Total:						-3,010.05	3,010.05	
Creditor: 10450 - TNT Express								
10/03/2023	65705687	4/02/2023	TNT Express Direct Deposit Acc	Chemcenter	\$APINVCE	-31.94	0.00	
10/03/2023	65758207	11/02/2023	TNT Express Direct Deposit Acc	Chemcentre	\$APINVCE	-29.78	0.00	
15/03/2023	65853563	27/02/2023	TNT Express Direct Deposit Acc	Freight charges	\$APINVCE	-139.18	0.00	
27/03/2023	65904623	4/03/2023	TNT Express Direct Deposit Acc	Freight	\$APINVCE	-77.88	0.00	
10/03/2023	002310	10/03/2023	TNT Express Direct Deposit Acc		\$FTP	0.00	61.72	
15/03/2023	002442	15/03/2023	TNT Express Direct Deposit Acc		\$FTP	0.00	139.18	
27/03/2023	002720	23/03/2023	TNT Express Direct Deposit Acc		\$FTP	0.00	77.88	
Total:						-278.78	278.78	

Creditor: 10451 - Circuit West Inc								
31/03/2023	INV-0890	6/12/2022	Circuitwest Inc	Royalty on tour of Golden Age Girls	\$APINVCE	-129.00	0.00	
31/03/2023	INV-0902	20/12/2022	Circuitwest Inc	Mama Stitch	\$APINVCE	-7,425.00	0.00	
31/03/2023	002871	31/03/2023	Circuitwest Inc		\$FTP	0.00	7,554.00	
Total:						-7,554.00	7,554.00	
Creditor: 10452 - Winc Australia Pty Limited								
31/03/2023	9041143659	12/12/2022	Winc Australia Pty Ltd	Goods provided	\$APINVCE	-42.30	0.00	
31/03/2023	002872	31/03/2023	Winc Australia Pty Ltd		\$FTP	0.00	42.30	
Total:						-42.30	42.30	
Creditor: 10455 - BJ Young Earthmoving Pty Ltd								
9/03/2023	1057	31/01/2023	BJ Young Earthmoving Pty Ltd	Service Provided	\$APINVCE	-13,068.00	0.00	
9/03/2023	002266	9/03/2023	BJ Young Earthmoving Pty Ltd		\$FTP	0.00	13,068.00	
Total:						-13,068.00	13,068.00	
Creditor: 10456 - Connect Call Centre Services								
27/03/2023	00113236	15/12/2022	Connect CCS	Services provided	\$APINVCE	-377.52	0.00	
2/03/2023	00113637	15/02/2023	Connect CCS	Service Provided	\$APINVCE	-479.77	0.00	
2/03/2023	002166	2/03/2023	Connect CCS		\$FTP	0.00	479.77	
27/03/2023	002721	23/03/2023	Connect CCS		\$FTP	0.00	377.52	
Total:						-857.29	857.29	
Creditor: 10457 - Pilbara Motor Group								
14/03/2023	J130140747	5/01/2023	PMG	Service Provided	\$APINVCE	-347.36	0.00	
14/03/2023	J130140677	9/01/2023	PMG	PO00001759	\$APINVCE	-842.64	0.00	
14/03/2023	P120116493	13/01/2023	PMG	Service Provided	\$APINVCE	-450.47	0.00	
2/03/2023	J130140984	25/01/2023	PMG	Services Provided	\$APINVCE	-472.75	0.00	
22/03/2023	J130141443	24/02/2023	PMG	Service Provided	\$APINVCE	-143.00	0.00	
22/03/2023	P120116597	25/02/2023	PMG	Service Provided	\$APINVCE	-29.17	0.00	
2/03/2023	002167	2/03/2023	PMG		\$FTP	0.00	472.75	
27/03/2023	J130141490	3/03/2023	PMG	Service Provided	\$APINVCE	-818.19	0.00	
27/03/2023	J130141082	3/03/2023	PMG	Service Provided	\$APINVCE	-653.18	0.00	
27/03/2023	J130141511	7/03/2023	PMG	Service Provided	\$APINVCE	-801.80	0.00	
14/03/2023	J130141524	9/03/2023	PMG	Service Provided	\$APINVCE	-704.10	0.00	
14/03/2023	002391	14/03/2023	PMG		\$FTP	0.00	2,344.57	
22/03/2023	002523	22/03/2023	PMG		\$FTP	0.00	172.17	
27/03/2023	002722	23/03/2023	PMG		\$FTP	0.00	2,273.17	
Total:						-5,262.66	5,262.66	
Creditor: 10459 - Chandler Macleod Group Limited								
9/03/2023	94040741	22/02/2023	Chandler Macleod Ltd	Services Provided	\$APINVCE	-1,200.28	0.00	
9/03/2023	002267	9/03/2023	Chandler Macleod Ltd		\$FTP	0.00	1,200.28	
Total:						-1,200.28	1,200.28	

Creditor: 10460 - Pilbara Constructions Pty Ltd								
8/03/2023	CLAIM 12 - FEBRUARY	1/03/2023	Pilbara Constructions Pty Ltd	Generated from contract claim	\$APINVCE	-147,099.81	0.00	
8/03/2023	002208	8/03/2023	Pilbara Constructions Pty Ltd		\$FTP	0.00	147,099.81	
Total:						-147,099.81	147,099.81	
Creditor: 10462 - Universal Pictures International Australasia Pty Ltd								
28/03/2023	5410277028-3	1/03/2023	Universal Pictures International	Puss in Boots	\$APINVCE	-874.35	0.00	
28/03/2023	5410278345-1	7/03/2023	Universal Pictures International	TAR	\$APINVCE	-330.00	0.00	
28/03/2023	002776	27/03/2023	Universal Pictures International		\$FTP	0.00	1,204.35	
Total:						-1,204.35	1,204.35	
Creditor: 10466 - Pilbara Towing And Tilt Tray Services								
9/03/2023	20221031	1/02/2023	Pilbara Towing & Tilt Tray	Services provided	\$APINVCE	-600.00	0.00	
9/03/2023	002268	9/03/2023	Pilbara Towing & Tilt Tray		\$FTP	0.00	600.00	
Total:						-600.00	600.00	
Creditor: 10467 - Department Of Fire And Emergency Services								
22/03/2023	155238	21/02/2023	Fire & Emergency Services Author	2022/23 ESL Quarter 3 Contribution	\$APINVCE	-441,279.30	0.00	
22/03/2023	002524	22/03/2023	Fire & Emergency Services Author		\$FTP	0.00	441,279.30	
Total:						-441,279.30	441,279.30	
Creditor: 10468 - Sunny Sign Company Pty Ltd								
2/03/2023	492122	25/01/2023	Timelio Pty Ltd ITF Sunny Sign Company Pty Ltd	Goods Provided	\$APINVCE	-4,015.00	0.00	
2/03/2023	002168	2/03/2023	Timelio Pty Ltd ITF Sunny Sign Company Pty Ltd		\$FTP	0.00	4,015.00	
Total:						-4,015.00	4,015.00	
Creditor: 10473 - Wurth Australia Pty Ltd								
1/03/2023	4320360665	23/01/2023	Wurth Australia Pty Ltd	Services Provided	\$APINVCE	-2,312.61	0.00	
10/03/2023	4320365070	25/01/2023	Wurth Australia Pty Ltd	Services Provided	\$APINVCE	-129.80	0.00	
1/03/2023	002123	1/03/2023	Wurth Australia Pty Ltd		\$FTP	0.00	2,312.61	
10/03/2023	002311	10/03/2023	Wurth Australia Pty Ltd		\$FTP	0.00	129.80	
Total:						-2,442.41	2,442.41	
Creditor: 10475 - Slater Gartrell Sports								
8/03/2023	SG56696/01	9/02/2023	Midland Sports Warehouse	Goods provided	\$APINVCE	-379.50	0.00	
8/03/2023	002209	8/03/2023	Midland Sports Warehouse		\$FTP	0.00	379.50	
Total:						-379.50	379.50	
Creditor: 10476 - Officeworks Ltd								
27/03/2023	606302589	1/03/2023	Officeworks Ltd	Service Provided	\$APINVCE	-293.52	0.00	
28/03/2023	606310581	1/03/2023	Officeworks Ltd	Service Provided	\$APINVCE	-148.90	0.00	
27/03/2023	002723	23/03/2023	Officeworks Ltd		\$FTP	0.00	293.52	
28/03/2023	002777	27/03/2023	Officeworks Ltd		\$FTP	0.00	148.90	
Total:						-442.42	442.42	

Creditor: 10477 - North West Signs

1/03/2023	33182	10/02/2023	NW Signs Pty Ltd	Services Provided	\$APINVCE	-204.69	0.00
1/03/2023	002124	1/03/2023	NW Signs Pty Ltd		\$FTP	0.00	204.69
27/03/2023	33326	8/03/2023	NW Signs Pty Ltd	Service Provided	\$APINVCE	-506.00	0.00
27/03/2023	002724	23/03/2023	NW Signs Pty Ltd		\$FTP	0.00	506.00

Total:

-710.69 710.69

Creditor: 10478 - Australian (Aust) Pest Management & Consultancy - Philip Het

27/03/2023	00004017	8/03/2023	Aust Pest Mgmt & Consultancy	Service Provided	\$APINVCE	-198.00	0.00
27/03/2023	002725	23/03/2023	Aust Pest Mgmt & Consultancy		\$FTP	0.00	198.00

Total:

-198.00 198.00

Creditor: 10479 - Compass Group Remote Hospitality Services Pty Ltd

28/03/2023	208775-052300	17/02/2023	Compass Group (Aust.) Pty Ltd	Catering	\$APINVCE	-4,717.50	0.00
28/03/2023	002778	27/03/2023	Compass Group (Aust.) Pty Ltd		\$FTP	0.00	4,717.50

Total:

-4,717.50 4,717.50

Creditor: 10481 - Neverfail Springwater Limited

28/03/2023	INV-000878399	2/12/2022	Neverfail Springwater Limited	Services provided	\$APINVCE	-157.90	0.00
14/03/2023	INV-000904936	20/12/2022	Neverfail Springwater Limited	Service Provided	\$APINVCE	-145.85	0.00
27/03/2023	INV-000945891	24/01/2023	Neverfail Springwater Limited	Services Provided	\$APINVCE	-386.85	0.00
28/03/2023	INV-000960466	2/02/2023	Neverfail Springwater Limited	Services Provided	\$APINVCE	-49.45	0.00
2/03/2023	INV-000967460	7/02/2023	Neverfail Springwater Limited	15L Springwater Bottle	\$APINVCE	-207.55	0.00
9/03/2023	INV-000980966	15/02/2023	Neverfail Springwater Limited	Service Provided	\$APINVCE	-61.50	0.00
10/03/2023	INV-000982931	16/02/2023	Neverfail Springwater Limited	Service Provided	\$APINVCE	-16.30	0.00
15/03/2023	INV-000983454	16/02/2023	Neverfail Springwater Limited	Service Provided	\$APINVCE	-121.75	0.00
28/03/2023	INV-000991409	22/02/2023	Neverfail Springwater Limited	Depot	\$APINVCE	-194.05	0.00
2/03/2023	002169	2/03/2023	Neverfail Springwater Limited		\$FTP	0.00	207.55
27/03/2023	INV-001006160	2/03/2023	Neverfail Springwater Limited	Service Provided	\$APINVCE	-157.90	0.00
9/03/2023	002269	9/03/2023	Neverfail Springwater Limited		\$FTP	0.00	61.50
10/03/2023	002312	10/03/2023	Neverfail Springwater Limited		\$FTP	0.00	16.30
14/03/2023	002392	14/03/2023	Neverfail Springwater Limited		\$FTP	0.00	145.85
15/03/2023	002443	15/03/2023	Neverfail Springwater Limited		\$FTP	0.00	121.75
27/03/2023	002726	23/03/2023	Neverfail Springwater Limited		\$FTP	0.00	544.75
28/03/2023	002779	27/03/2023	Neverfail Springwater Limited		\$FTP	0.00	401.40

Total:

-1,499.10 1,499.10

Creditor: 10482 - WA Country Health Service

14/03/2023	RFP_WA_COUNTRY_HEALTH_17022023	17/02/2023	WA Country Health Services	Duplication payment Invoice no. 85997	\$APINVCE	-35.00	0.00
22/03/2023	N2486425	24/02/2023	WA Country Health Services	Workers comp emergency attendance	\$APINVCE	-351.00	0.00
14/03/2023	002393	14/03/2023	WA Country Health Services		\$FTP	0.00	35.00
22/03/2023	002525	22/03/2023	WA Country Health Services		\$FTP	0.00	351.00

Total:

-386.00 386.00

Creditor: 10483 - Visimax

9/03/2023	INV-0687	20/02/2023	Bucci Holdings Pty Ltd	Service Provided	\$APINVCE	-431.29	0.00
9/03/2023	002270	9/03/2023	Bucci Holdings Pty Ltd		\$FTP	0.00	431.29

Total:

-431.29 431.29

Creditor: 10484 - Pilbara Maintenance & Garden Services

22/03/2023	RFP_PMG5_21032023	21/03/2023	Pilbara Maintenance & Garden	Refund - Overpayment of Landfill account	\$APINVCE	-90.00	0.00
22/03/2023	002526	22/03/2023	Pilbara Maintenance & Garden		\$FTP	0.00	90.00

Total:

-90.00 90.00
Creditor: 10487 - Kleenheat Gas

2/03/2023	64188465	31/01/2023	Wesfarmers Ltd -khg	Goods provided	\$APINVCE	-679.80	0.00
2/03/2023	002170	2/03/2023	Wesfarmers Ltd -khg		\$FTP	0.00	679.80

Total:

-679.80 679.80
Creditor: 10488 - Woolworths Group Limited

31/03/2023	TI-012A9-DB6F0	10/02/2023	Woolworths Group (TAS)	Groceries	\$APINVCE	-50.34	0.00
14/03/2023	TI-012A9-E1368	15/02/2023	Woolworths Group (TAS)	Service Provided	\$APINVCE	-86.40	0.00
31/03/2023	TI-012A9-E0F37	15/02/2023	Woolworths Group (TAS)	Groceries	\$APINVCE	-83.65	0.00
14/03/2023	TI-012A9-E7C6F	20/02/2023	Woolworths Group (TAS)	Service Provided	\$APINVCE	-86.10	0.00
14/03/2023	TI-012A9-EAE87	22/02/2023	Woolworths Group (TAS)	Service Provided	\$APINVCE	-50.04	0.00
14/03/2023	TI-012A9-EE157	24/02/2023	Woolworths Group (TAS)	Service Provided	\$APINVCE	-52.52	0.00
27/03/2023	TI-012A9-F9A16	2/03/2023	Woolworths Group (TAS)	Groceries	\$APINVCE	-50.79	0.00
27/03/2023	TI-012A9-F9D6B	3/03/2023	Woolworths Group (TAS)	Groceries	\$APINVCE	-62.40	0.00
27/03/2023	TI-012A9-F9FDA	7/03/2023	Woolworths Group (TAS)	Groceries	\$APINVCE	-54.51	0.00
22/03/2023	TI-012A9-10114E	13/03/2023	Woolworths Group (TAS)	Goods provided	\$APINVCE	-104.40	0.00
27/03/2023	TI-012A9-102D1D	13/03/2023	Woolworths Group (TAS)	Groceries	\$APINVCE	-50.10	0.00
14/03/2023	002394	14/03/2023	Woolworths Group (TAS)		\$FTP	0.00	275.06
22/03/2023	002527	22/03/2023	Woolworths Group (TAS)		\$FTP	0.00	104.40
27/03/2023	002727	23/03/2023	Woolworths Group (TAS)		\$FTP	0.00	217.80
31/03/2023	002873	31/03/2023	Woolworths Group (TAS)		\$FTP	0.00	133.99

Total:

-731.25 731.25
Creditor: 10489 - Waterchoice

8/03/2023	INV-19881	1/02/2023	Waterchoice (Aust) Pty Ltd	Services Provided	\$APINVCE	-59.60	0.00
28/03/2023	INV-20873	1/03/2023	Waterchoice (Aust) Pty Ltd	Service Provided	\$APINVCE	-59.60	0.00
8/03/2023	002210	8/03/2023	Waterchoice (Aust) Pty Ltd		\$FTP	0.00	59.60
28/03/2023	002780	27/03/2023	Waterchoice (Aust) Pty Ltd		\$FTP	0.00	59.60

Total:

-119.20 119.20
Creditor: 10491 - Hodford Tek Pty Ltd T/As Pirtek Port Hedland

28/03/2023	PH-S076469	12/01/2023	Hodford Tek Pty Ltd	Service Provided	\$APINVCE	-1,021.58	0.00
10/03/2023	PH-T00068125	2/02/2023	Hodford Tek Pty Ltd	Service Provided	\$APINVCE	-330.00	0.00
10/03/2023	PH-T00068124	2/02/2023	Hodford Tek Pty Ltd	Service Provided	\$APINVCE	-540.97	0.00
10/03/2023	PH-T00068123	2/02/2023	Hodford Tek Pty Ltd	Goods provided	\$APINVCE	-905.69	0.00
9/03/2023	PH-T00068522	22/02/2023	Hodford Tek Pty Ltd	Service Provided	\$APINVCE	-14,787.77	0.00
27/03/2023	PH-T00068672	28/02/2023	Hodford Tek Pty Ltd	Service Provided	\$APINVCE	-1,680.59	0.00
27/03/2023	PH-T00068671	28/02/2023	Hodford Tek Pty Ltd	Service Provided	\$APINVCE	-1,424.34	0.00
9/03/2023	002271	9/03/2023	Hodford Tek Pty Ltd		\$FTP	0.00	14,787.77
10/03/2023	002313	10/03/2023	Hodford Tek Pty Ltd		\$FTP	0.00	1,776.66
27/03/2023	002728	23/03/2023	Hodford Tek Pty Ltd		\$FTP	0.00	3,104.93
28/03/2023	002781	27/03/2023	Hodford Tek Pty Ltd		\$FTP	0.00	1,021.58

Total:

-20,690.94 20,690.94

Creditor: 10493 - T - Quip							
9/03/2023	117360	17/02/2023	T - Quip	Depot	\$APINVCE	-1,005.90	0.00
9/03/2023	117378	20/02/2023	T - Quip	Filter	\$APINVCE	-78.00	0.00
27/03/2023	117675 #26	2/03/2023	T - Quip	Service Provided	\$APINVCE	-38.45	0.00
9/03/2023	002272	9/03/2023	T - Quip		\$FTP	0.00	1,083.90
27/03/2023	002729	23/03/2023	T - Quip		\$FTP	0.00	38.45
Total:						-1,122.35	1,122.35
Creditor: 10495 - Form Building A State Of Creativity T/A Spinifex Hill Stud							
28/03/2023	5760	21/01/2023	FORM Building a State of Creativity Inc	Paintings	\$APINVCE	-2,636.00	0.00
29/03/2023	00002463	27/02/2023	FORM Building a State of Creativity Inc	Spinifex Hill Studio - Venue Hire	\$APINVCE	-682.00	0.00
28/03/2023	002782	27/03/2023	FORM Building a State of Creativity Inc		\$FTP	0.00	2,636.00
29/03/2023	002808	29/03/2023	FORM Building a State of Creativity Inc		\$FTP	0.00	682.00
Total:						-3,318.00	3,318.00
Creditor: 10498 - Clark Equipment							
31/03/2023	08255117	19/01/2023	Clark Equipment Sales PL	Filter	\$APINVCE	-194.12	0.00
27/03/2023	08256640	7/03/2023	Clark Equipment Sales PL	Service Provided	\$APINVCE	-85.13	0.00
27/03/2023	002730	23/03/2023	Clark Equipment Sales PL		\$FTP	0.00	85.13
31/03/2023	002874	31/03/2023	Clark Equipment Sales PL		\$FTP	0.00	194.12
Total:						-279.25	279.25
Creditor: 10499 - Kubala Family Trust T/A Jws Yardworx							
27/03/2023	00106619	28/02/2023	JW's Yardworx	Service Provided	\$APINVCE	-1,727.00	0.00
27/03/2023	002731	23/03/2023	JW's Yardworx		\$FTP	0.00	1,727.00
Total:						-1,727.00	1,727.00
Creditor: 10500 - Michael Cuvalo							
10/03/2023	RFP_M CUVALO_03032023	3/03/2023	Michael Cuvalo	Reimbursement - Gift Length of service award	\$APINVCE	-750.00	0.00
10/03/2023	002314	10/03/2023	Michael Cuvalo		\$FTP	0.00	750.00
31/03/2023	RFP_M CUVALO_28032023	28/03/2023	Michael Cuvalo	Reimbursement - Internet	\$APINVCE	-632.00	0.00
31/03/2023	RFP_M CUVALO_30022023	30/03/2023	Michael Cuvalo	Reimbursement - Electricity 24/01/2023 - 23/03/2023	\$APINVCE	-410.82	0.00
31/03/2023	002875	31/03/2023	Michael Cuvalo		\$FTP	0.00	1,042.82
Total:						-1,792.82	1,792.82
Creditor: 10502 - Rialto Distribution							
31/03/2023	1413/204	16/02/2023	Rialto Distribution Pty Ltd	Service Provided	\$APINVCE	-417.49	0.00
31/03/2023	002876	31/03/2023	Rialto Distribution Pty Ltd		\$FTP	0.00	417.49
Total:						-417.49	417.49
Creditor: 10503 - Mandurah Safety & Training Services							
14/03/2023	00054081	7/03/2023	Mandurah Safety & Training Serv	Excavator Course	\$APINVCE	-730.00	0.00
14/03/2023	002395	14/03/2023	Mandurah Safety & Training Serv		\$FTP	0.00	730.00
Total:						-730.00	730.00

Creditor: 10505 - Magabala Books Aboriginal Corporation T/A Magabala Books							
17/03/2023	INV-10658	16/02/2023	Magabala Books Aboriginal Corp	Service Provided	\$APINVCE	-1,319.56	0.00
17/03/2023	002477	17/03/2023	Magabala Books Aboriginal Corp		\$FTP	0.00	1,319.56
Total:						-1,319.56	1,319.56
Creditor: 10506 - Data#3 Ltd							
22/03/2023	SIN000090078	30/01/2023	Data#3 Ltd	Services Provided Credit SCN000002998 deducted for invoice	\$APINVCE	-23,234.73	0.00
17/03/2023	SIN000095453	17/02/2023	Data#3 Ltd	Services provided	\$APINVCE	-23,994.74	0.00
22/03/2023	000002998	13/03/2023	Data#3 Ltd	Partial credit note SCN000002998 Invoice SIN000090078	\$APCREDIT	159.36	0.00
17/03/2023	002478	17/03/2023	Data#3 Ltd		\$FTP	0.00	23,994.74
22/03/2023	002528	22/03/2023	Data#3 Ltd		\$FTP	0.00	23,075.37
Total:						-47,070.11	47,070.11
Creditor: 10507 - Links Modular Solutions Pty Ltd							
9/03/2023	IN0951431	13/02/2023	Links Modular Solutions Pty Ltd	Service Provided	\$APINVCE	-4,427.50	0.00
22/03/2023	IN0962565	24/02/2023	Links Modular Solutions Pty Ltd	Service Provided	\$APINVCE	-6,116.00	0.00
9/03/2023	002273	9/03/2023	Links Modular Solutions Pty Ltd		\$FTP	0.00	4,427.50
22/03/2023	002529	22/03/2023	Links Modular Solutions Pty Ltd		\$FTP	0.00	6,116.00
Total:						-10,543.50	10,543.50
Creditor: 10509 - Bridgestone Australia Ltd.							
9/03/2023	88867573	15/12/2022	Bridgestone Australia Ltd	Services provided	\$APINVCE	-273.12	0.00
9/03/2023	89076056	27/01/2023	Bridgestone Australia Ltd	Services Provided PHD0416053	\$APINVCE	-598.27	0.00
22/03/2023	89071751	27/01/2023	Bridgestone Australia Ltd	Services Provided	\$APINVCE	-576.95	0.00
8/03/2023	89094656	31/01/2023	Bridgestone Australia Ltd	Service Provided	\$APINVCE	-1,417.63	0.00
8/03/2023	002211	8/03/2023	Bridgestone Australia Ltd		\$FTP	0.00	1,417.63
9/03/2023	002274	9/03/2023	Bridgestone Australia Ltd		\$FTP	0.00	871.39
22/03/2023	002530	22/03/2023	Bridgestone Australia Ltd		\$FTP	0.00	576.95
Total:						-2,865.97	2,865.97
Creditor: 10510 - Seat Advisor Pty Ltd							
8/03/2023	PO00002610	3/01/2023	Seat Advisor Pty Ltd	SMS	\$APINVCE	-4.79	0.00
8/03/2023	002212	8/03/2023	Seat Advisor Pty Ltd		\$FTP	0.00	4.79
Total:						-4.79	4.79
Creditor: 10511 - Seaview Orthotics Pty Ltd							
3/03/2023	1148	20/10/2022	Seaview Orthotics Pty Ltd	Goods provided	\$APINVCE	-1,228.50	0.00
3/03/2023	1166	3/12/2022	Seaview Orthotics Pty Ltd	Goods provided	\$APINVCE	-1,307.35	0.00
3/03/2023	1165	3/12/2022	Seaview Orthotics Pty Ltd	Goods provided	\$APINVCE	-368.05	0.00
3/03/2023	002187	3/03/2023	Seaview Orthotics Pty Ltd		\$FTP	0.00	2,903.90
Total:						-2,903.90	2,903.90
Creditor: 10513 - Coca-Cola Amatil (Aust) Pty Ltd - Matt Dan Cc Account							
14/03/2023	0230716151	1/03/2023	Coca-Cola Amatil (Aust) Pty Ltd	Goods provided	\$APINVCE	-387.40	0.00
14/03/2023	002396	14/03/2023	Coca-Cola Amatil (Aust) Pty Ltd		\$FTP	0.00	387.40
Total:						-387.40	387.40

Creditor: 10522 - Action Framing Solution							
8/03/2023	CLAIM 18 - FEBRUARY	25/02/2023	Action Framing Solution	Generated from contract claim	\$APINVCE	-20,808.03	0.00
8/03/2023	CLAIM 6 - FEBRUARY	25/02/2023	Action Framing Solution	Generated from contract claim	\$APINVCE	-880.00	0.00
8/03/2023	002213	8/03/2023	Action Framing Solution		\$FTP	0.00	21,688.03
29/03/2023	CLAIM 19 - MARCH 2023	23/03/2023	Action Framing Solution	Generated from contract claim	\$APINVCE	-4,361.50	0.00
29/03/2023	002809	29/03/2023	Action Framing Solution		\$FTP	0.00	4,361.50
Total:						-26,049.53	26,049.53
Creditor: 10527 - Horizon Power							
9/03/2023	555871_13022023	13/02/2023	Horizon Power	Electricity Charges 15 MCKENNA WAY SOUTH See over for details=Date of Issue 13/02	\$APINVCE	-179.31	0.00
9/03/2023	555871_14022023	14/02/2023	Horizon Power	Electricity Charges : 15 MCKENNA WAY SOUTH H 10/02/2023			
1/03/2023	430115_16022023	16/02/2023	Horizon Power	To: 13/02/2023	\$APINVCE	-50.00	0.00
9/03/2023	416837_23022023	23/02/2023	Horizon Power	Electricity Charges 8001 Trevally 16/12/22-15/02/23	\$APINVCE	-220.99	0.00
17/03/2023	550601_27022023	27/02/2023	Horizon Power	Electricity Charges 126 Limestone 23/12/22-22/02/23	\$APINVCE	-120.48	0.00
1/03/2023	002125	1/03/2023	Horizon Power	Electricity Charges 14.01.23-20.02.23 5/52 Morgan	\$APINVCE	-85.52	0.00
17/03/2023	273354_01032023	1/03/2023	Horizon Power		\$FTP	0.00	220.99
27/03/2023	269581_01032023	1/03/2023	Horizon Power	Electricity Charges Street Light 01.02.23-28.02.23	\$APINVCE	-67,734.98	0.00
				Electricity Charges Aux lighting 01.02.23-28.02.23	\$APINVCE	-210.16	0.00
				Electricity Charges Inv 2101600562 5530 Hamilton Rd 01.02.23-28.02.23	\$APINVCE	-36,884.05	0.00
15/03/2023	510142_02032023	2/03/2023	Horizon Power	Electricity Charges 5772 Colebatch 03.0223-02.03.23	\$APINVCE	-359.59	0.00
17/03/2023	367155_03032023	3/03/2023	Horizon Power	Electricity Charges 3 Leak 03.02.23-02.03.23	\$APINVCE	-2,968.97	0.00
17/03/2023	117495_03032023	3/03/2023	Horizon Power	Electricity usage 11/01/2023 - 03/03/2023 Unit 7/38 Catamore Court	\$APINVCE	-484.05	0.00
17/03/2023	555462_06032023	6/03/2023	Horizon Power	Electricity Charges CS/38 Catamore 05.01.23-06.03.23	\$APINVCE	-207.84	0.00
27/03/2023	419159_06032023	6/03/2023	Horizon Power		\$FTP	0.00	349.79
9/03/2023	002275	9/03/2023	Horizon Power	Electricity Charges UNIT 7/38 CATAMORE COURT 04.03.23-10.03.23	\$APINVCE	-111.92	0.00
14/03/2023	55546_13032023	13/03/2023	Horizon Power	Electricity usage 04/03/2023 - 10/03/2023 Unit 7/38 Catamore Court	\$APINVCE	-111.92	0.00
17/03/2023	555462_13032023	13/03/2023	Horizon Power		\$FTP	0.00	111.92
14/03/2023	002397	14/03/2023	Horizon Power	Electricity usage 12/01/2023 - 13/03/2023 6 Richardson Street, Port Hedland	\$APINVCE	-290.02	0.00
17/03/2023	550604_14032023	14/03/2023	Horizon Power	Electricity usage 12/01/2023 - 13/03/2023	\$APINVCE	-435.84	0.00
17/03/2023	325366_14032023	14/03/2023	Horizon Power	Electricity usage 12/01/2023 - 13/03/2023 11 Wedge Street, Port Hedland	\$APINVCE	-137.72	0.00
17/03/2023	268925_14032023	14/03/2023	Horizon Power	Electricity usage 12/01/2023 13/03/2023 Lot 315 Anderson street	\$APINVCE	-402.38	0.00
17/03/2023	192320_14032023	14/03/2023	Horizon Power		\$FTP	0.00	36,884.05
15/03/2023	002444	15/03/2023	Horizon Power				
17/03/2023	553476_16032023	16/03/2023	Horizon Power	Electricity usage 14/01/2023 - 15/03/2023 8/52 Morgans street	\$APINVCE	-646.09	0.00
17/03/2023	553701_16032023	16/03/2023	Horizon Power	Electricity usage 14/01/2023 - 15/03/2023 6/52 Morgans street	\$APINVCE	-453.52	0.00
17/03/2023	551477_16032023	16/03/2023	Horizon Power	Electricity usage 14/01/2023 - 15/03/2023 1/52 Morgans street	\$APINVCE	-1,285.55	0.00
17/03/2023	548726_16032023	16/03/2023	Horizon Power	Electricity usage 14/01/2023 - 15/03/2023 2/52 Morgans street	\$APINVCE	-506.73	0.00
17/03/2023	550602_16032023	16/03/2023	Horizon Power	Electricity usage 14/01/2023 - 15/03/2023 7/52 Morgans street	\$APINVCE	-803.73	0.00
17/03/2023	543957_16032023	16/03/2023	Horizon Power	Electricity usage 14/01/2023 - 15/03/2023 4/52 Morgans	\$APINVCE	-673.26	0.00
17/03/2023	510143_16032023	16/03/2023	Horizon Power	Electricity usage 16/02/2023 - 15/03/2023 1 Leake street	\$APINVCE	-26,934.84	0.00
22/03/2023	549564_16032023	16/03/2023	Horizon Power	Electricity usage 02/02/2023 - 15/03/2023 2/29 Gratwick street	\$APINVCE	-346.85	0.00

22/03/2023	248536_16032023	16/03/2023	Horizon Power	Electricity usage 16/02/2023 - 15/03/2023 13 McGregor street	\$APINVCE	-18,484.68	0.00
17/03/2023	213494_17032023	17/03/2023	Horizon Power	Electricity usage 17/01/2023 - 16/03/2023 Lot 2045 Sutherland Street	\$APINVCE	-564.01	0.00
17/03/2023	002479	17/03/2023	Horizon Power		\$FTP	0.00	104,878.72
22/03/2023	550933_20032023	20/03/2023	Horizon Power	Electricity usage 18/01/2023 - 17/03/2023 82 Sutherland Street	\$APINVCE	-501.26	0.00
27/03/2023	510139_20032023	20/03/2023	Horizon Power	Electricity usage 18/01/2023 - 17/03/2023 15 McGregor street	\$APINVCE	-10,928.72	0.00
22/03/2023	002531	22/03/2023	Horizon Power		\$FTP	0.00	19,332.79
28/03/2023	RPDD80048694	22/03/2023	Horizon Power	Variation underground & remove pillars Wilson street, Port Hedland	\$APINVCE	-11,135.49	0.00
27/03/2023	002732	23/03/2023	Horizon Power		\$FTP	0.00	11,346.72
28/03/2023	002783	27/03/2023	Horizon Power		\$FTP	0.00	11,135.49
29/03/2023	379569_27032023	27/03/2023	Horizon Power	Electricity usage 25/01/2023 - 24/03/2023 Lot 2915 McGregor Street	\$APINVCE	-1,487.24	0.00
29/03/2023	002810	29/03/2023	Horizon Power		\$FTP	0.00	1,487.24
Total:						-185,747.71	185,747.71
Creditor: 10529 - Blackwoods- BBC							
22/03/2023	PH7152XA	1/06/2022	WESFARMERS LTD - BLACKWOODS	Goods provided Synergy PO163042	\$APINVCE	-86.22	0.00
22/03/2023	PH3713BA	1/06/2022	WESFARMERS LTD - BLACKWOODS	Goods provided Synergy PO170400	\$APINVCE	-603.90	0.00
22/03/2023	PH8330CU	1/06/2022	WESFARMERS LTD - BLACKWOODS	Goods provided Synergy PO173730	\$APINVCE	-95.27	0.00
22/03/2023	PH8806FF	28/09/2022	WESFARMERS LTD - BLACKWOODS	Goods provided	\$APINVCE	-1,375.16	0.00
9/03/2023	SI03419358	12/12/2022	WESFARMERS LTD - BLACKWOODS	Service Provided	\$APINVCE	-171.34	0.00
22/03/2023	SI03625581	13/01/2023	WESFARMERS LTD - BLACKWOODS	Refer credit note CR00462716 Replacement invoice SI04141898	\$APINVCE	-873.84	0.00
2/03/2023	SI03640382	16/01/2023	WESFARMERS LTD - BLACKWOODS	Goods provided	\$APINVCE	-128.47	0.00
10/03/2023	SI03638730	16/01/2023	WESFARMERS LTD - BLACKWOODS	Goods provided	\$APINVCE	-237.68	0.00
2/03/2023	SI03681047	20/01/2023	WESFARMERS LTD - BLACKWOODS	Services Provided	\$APINVCE	-152.58	0.00
2/03/2023	SI03695831	23/01/2023	WESFARMERS LTD - BLACKWOODS	Services Provided Rakes	\$APINVCE	-98.44	0.00
2/03/2023	SI03746689	31/01/2023	WESFARMERS LTD - BLACKWOODS	Wrench	\$APINVCE	-63.89	0.00
2/03/2023	SI03761037	1/02/2023	WESFARMERS LTD - BLACKWOODS	Services Provided	\$APINVCE	-447.27	0.00
2/03/2023	SI03756250	1/02/2023	WESFARMERS LTD - BLACKWOODS	Services Provided	\$APINVCE	-295.31	0.00
2/03/2023	SI03832083	9/02/2023	WESFARMERS LTD - BLACKWOODS	Services Provided	\$APINVCE	-397.43	0.00
2/03/2023	SI03836654	9/02/2023	WESFARMERS LTD - BLACKWOODS	Services Provided	\$APINVCE	-501.16	0.00
2/03/2023	SI03835294	9/02/2023	WESFARMERS LTD - BLACKWOODS	Services Provided	\$APINVCE	-264.85	0.00
2/03/2023	SI03850958	11/02/2023	WESFARMERS LTD - BLACKWOODS	Service Provided	\$APINVCE	-341.26	0.00
10/03/2023	SI03856737	13/02/2023	WESFARMERS LTD - BLACKWOODS	Service Provided	\$APINVCE	-689.74	0.00
2/03/2023	SI03863294	14/02/2023	WESFARMERS LTD - BLACKWOODS	Services Provided	\$APINVCE	-207.82	0.00
2/03/2023	SI03895907	16/02/2023	WESFARMERS LTD - BLACKWOODS	Service Provided	\$APINVCE	-283.21	0.00
2/03/2023	SI03903609	17/02/2023	WESFARMERS LTD - BLACKWOODS	boots	\$APINVCE	-276.80	0.00
2/03/2023	SI03904570	17/02/2023	WESFARMERS LTD - BLACKWOODS	Service Provided	\$APINVCE	-675.49	0.00
2/03/2023	SI03904476	17/02/2023	WESFARMERS LTD - BLACKWOODS	tape	\$APINVCE	-59.17	0.00
2/03/2023	SI03915239	20/02/2023	WESFARMERS LTD - BLACKWOODS	Service Provided	\$APINVCE	-85.27	0.00
9/03/2023	SI03932835	21/02/2023	WESFARMERS LTD - BLACKWOODS	Goods Provided	\$APINVCE	-189.60	0.00
10/03/2023	SI03931056	21/02/2023	WESFARMERS LTD - BLACKWOODS	Jeans	\$APINVCE	-183.98	0.00
10/03/2023	SI03958955	22/02/2023	WESFARMERS LTD - BLACKWOODS	Service Provided	\$APINVCE	-137.37	0.00
2/03/2023	SI03948869	23/02/2023	WESFARMERS LTD - BLACKWOODS	squeegie	\$APINVCE	-171.01	0.00
2/03/2023	SI03960789	23/02/2023	WESFARMERS LTD - BLACKWOODS	Service Provided	\$APINVCE	-11.53	0.00
10/03/2023	SI03957475	23/02/2023	WESFARMERS LTD - BLACKWOODS	Service Provided	\$APINVCE	-206.05	0.00
15/03/2023	SI03997163	28/02/2023	WESFARMERS LTD - BLACKWOODS	Shirts	\$APINVCE	-216.48	0.00
17/03/2023	SI04002400	28/02/2023	WESFARMERS LTD - BLACKWOODS	Trousers	\$APINVCE	-50.12	0.00
17/03/2023	SI04002360	28/02/2023	WESFARMERS LTD - BLACKWOODS	trousers	\$APINVCE	-100.23	0.00

22/03/2023	SI03996376	28/02/2023	WESFARMERS LTD - BLACKWOODS	Goods provided	\$APINVCE	-804.05	0.00
15/03/2023	SI04014657	1/03/2023	WESFARMERS LTD - BLACKWOODS	Shirts	\$APINVCE	-384.12	0.00
15/03/2023	SI04014533	1/03/2023	WESFARMERS LTD - BLACKWOODS	Crate Blue	\$APINVCE	-224.99	0.00
22/03/2023	SI04015325	1/03/2023	WESFARMERS LTD - BLACKWOODS	Service Provided	\$APINVCE	-22.88	0.00
2/03/2023	002171	2/03/2023	WESFARMERS LTD - BLACKWOODS		\$FTP	0.00	4,460.96
15/03/2023	SI04027389	2/03/2023	WESFARMERS LTD - BLACKWOODS	Crates	\$APINVCE	-166.76	0.00
22/03/2023	SI04039847	3/03/2023	WESFARMERS LTD - BLACKWOODS	Service Provided	\$APINVCE	-590.59	0.00
22/03/2023	SI04034626	3/03/2023	WESFARMERS LTD - BLACKWOODS	Service Provided	\$APINVCE	-680.33	0.00
22/03/2023	SI04043327	4/03/2023	WESFARMERS LTD - BLACKWOODS	Service Provided	\$APINVCE	-191.57	0.00
22/03/2023	SI04043058	4/03/2023	WESFARMERS LTD - BLACKWOODS	Service Provided	\$APINVCE	-147.66	0.00
22/03/2023	SI04043012	4/03/2023	WESFARMERS LTD - BLACKWOODS	Service Provided	\$APINVCE	-147.66	0.00
22/03/2023	SI04061328	7/03/2023	WESFARMERS LTD - BLACKWOODS	Service Provided	\$APINVCE	-167.13	0.00
22/03/2023	SI04060269	7/03/2023	WESFARMERS LTD - BLACKWOODS	Service Provided	\$APINVCE	-268.95	0.00
22/03/2023	SI04069018	8/03/2023	WESFARMERS LTD - BLACKWOODS	Service Provided	\$APINVCE	-667.74	0.00
9/03/2023	002276	9/03/2023	WESFARMERS LTD - BLACKWOODS		\$FTP	0.00	360.94
10/03/2023	002315	10/03/2023	WESFARMERS LTD - BLACKWOODS		\$FTP	0.00	1,454.82
17/03/2023	SI04102174	10/03/2023	WESFARMERS LTD - BLACKWOODS	Service Provided	\$APINVCE	-148.90	0.00
22/03/2023	SI04112220	13/03/2023	WESFARMERS LTD - BLACKWOODS	Shirts	\$APINVCE	-768.24	0.00
28/03/2023	SI04128962	14/03/2023	WESFARMERS LTD - BLACKWOODS	Tape Flagging	\$APINVCE	-66.73	0.00
28/03/2023	SI04127738	14/03/2023	WESFARMERS LTD - BLACKWOODS	BOOTS WOMENS SFTY	\$APINVCE	-189.60	0.00
28/03/2023	SI04122509	14/03/2023	WESFARMERS LTD - BLACKWOODS	WRENCH ADJ STANLEY	\$APINVCE	-63.89	0.00
15/03/2023	002445	15/03/2023	WESFARMERS LTD - BLACKWOODS		\$FTP	0.00	992.35
22/03/2023	SI04141898	15/03/2023	WESFARMERS LTD - BLACKWOODS	Goods provided	\$APINVCE	-768.24	0.00
				Credit note for invoice SI03625581 Replacement invoice			
22/03/2023	CR00462716	15/03/2023	WESFARMERS LTD - BLACKWOODS	SI04141898	\$APCREDIT	873.84	0.00
28/03/2023	SI04137123	15/03/2023	WESFARMERS LTD - BLACKWOODS	JEANS S/WASH	\$APINVCE	-115.30	0.00
28/03/2023	SI04133552	15/03/2023	WESFARMERS LTD - BLACKWOODS	CRATE YELLOW	\$APINVCE	-19.56	0.00
28/03/2023	SI04150994	16/03/2023	WESFARMERS LTD - BLACKWOODS	Service Provided	\$APINVCE	-403.77	0.00
17/03/2023	002480	17/03/2023	WESFARMERS LTD - BLACKWOODS		\$FTP	0.00	299.25
28/03/2023	SI04161488	17/03/2023	WESFARMERS LTD - BLACKWOODS	KEY TAGS ASSORTED	\$APINVCE	-32.18	0.00
28/03/2023	SI04157489	17/03/2023	WESFARMERS LTD - BLACKWOODS	CRATE BLUEPOLYPROPYLENE	\$APINVCE	-38.37	0.00
28/03/2023	SI04166615	17/03/2023	WESFARMERS LTD - BLACKWOODS	Shirts	\$APINVCE	-153.65	0.00
28/03/2023	SI04166604	17/03/2023	WESFARMERS LTD - BLACKWOODS	Shirts	\$APINVCE	-230.47	0.00
28/03/2023	SI04165863	17/03/2023	WESFARMERS LTD - BLACKWOODS	BUCKET CONTRACTOR	\$APINVCE	-67.07	0.00
				Credit amounts as per statement Allocate to PH7152XA,			
22/03/2023	CRN10529_1	21/03/2023	WESFARMERS LTD - BLACKWOODS	PH3713BA & PH8330CU	\$APCREDIT	882.70	0.00
27/03/2023	SI04194249	21/03/2023	WESFARMERS LTD - BLACKWOODS	Goods provided	\$APINVCE	-40.30	0.00
22/03/2023	002532	22/03/2023	WESFARMERS LTD - BLACKWOODS		\$FTP	0.00	6,502.89
27/03/2023	002733	23/03/2023	WESFARMERS LTD - BLACKWOODS		\$FTP	0.00	40.30
28/03/2023	002784	27/03/2023	WESFARMERS LTD - BLACKWOODS		\$FTP	0.00	1,380.59
Total:						-15,492.10	15,492.10
Creditor: 10532 - North Regional Tafe							
9/03/2023	IO018904_SHORT PAID	28/09/2022	North Regional Tafe	Course Fees	\$APINVCE	-162.00	0.00
9/03/2023	002277	9/03/2023	North Regional Tafe		\$FTP	0.00	162.00
Total:						-162.00	162.00

Creditor: 10536 - Workforce Health Assessors Pty Ltd							
8/03/2023	INV-15567	31/01/2023	Workforce Health Assessors Pty Ltd	Services Provided	\$APINVCE	-297.00	0.00
17/03/2023	INV-16221	8/02/2023	Workforce Health Assessors Pty Ltd	Robyn Fox	\$APINVCE	-88.00	0.00
8/03/2023	002214	8/03/2023	Workforce Health Assessors Pty Ltd		\$FTP	0.00	297.00
17/03/2023	002481	17/03/2023	Workforce Health Assessors Pty Ltd		\$FTP	0.00	88.00
Total:						-385.00	385.00
Creditor: 10546 - Harry Timmermans							
31/03/2023	RFP_H TIMMERMANS_30032023	30/03/2023	Harry Timmermans	Reimbursement - Utilities	\$APINVCE	-1,500.00	0.00
31/03/2023	002877	31/03/2023	Harry Timmermans		\$FTP	0.00	1,500.00
Total:						-1,500.00	1,500.00
Creditor: 10547 - Major Motors Pty Ltd							
2/03/2023	1294662	8/12/2022	Major Motors Pty Ltd	Isuzu Truck	\$APINVCE	-122,287.72	0.00
2/03/2023	1297009	13/12/2022	Major Motors Pty Ltd	Isuzu Truck	\$APINVCE	-122,282.22	0.00
27/03/2023	1297018	13/12/2022	Major Motors Pty Ltd	1HTV917 Truck	\$APINVCE	-122,261.13	0.00
9/03/2023	1302147	23/12/2022	Major Motors Pty Ltd	Purchase of Isuzu Truck 1HUB151	\$APINVCE	-122,273.57	0.00
27/03/2023	1302151	23/12/2022	Major Motors Pty Ltd	Purchase of Isuzu Truck 1HUB152	\$APINVCE	-122,273.57	0.00
27/03/2023	1325678	20/02/2023	Major Motors Pty Ltd	1HVJ100 Truck	\$APINVCE	-122,207.32	0.00
27/03/2023	1325672	20/02/2023	Major Motors Pty Ltd	1HVJ101 Truck	\$APINVCE	-122,207.32	0.00
27/03/2023	1325666	20/02/2023	Major Motors Pty Ltd	1HVJ102 Truck	\$APINVCE	-122,207.32	0.00
2/03/2023	002172	2/03/2023	Major Motors Pty Ltd		\$FTP	0.00	244,569.94
9/03/2023	002278	9/03/2023	Major Motors Pty Ltd		\$FTP	0.00	122,273.57
27/03/2023	002734	23/03/2023	Major Motors Pty Ltd		\$FTP	0.00	611,156.66
Total:						-978,000.17	978,000.17
Creditor: 10568 - Orro Pty Ltd							
22/03/2023	1066739	6/03/2023	Orro Pty Ltd	Services provided	\$APINVCE	-11,142.09	0.00
22/03/2023	002533	22/03/2023	Orro Pty Ltd		\$FTP	0.00	11,142.09
Total:						-11,142.09	11,142.09
Creditor: 10569 - Pilbara Ports Authority							
27/03/2023	125200028	5/09/2022	Pilbara Ports Authority	Boat Ramp Rental Charge 05/09/2022 - 04/09/2023	\$APINVCE	-1.10	0.00
27/03/2023	002735	23/03/2023	Pilbara Ports Authority		\$FTP	0.00	1.10
Total:						-1.10	1.10
Creditor: 10572 - Red Brook Art							
14/03/2023	000346146	5/12/2022	Red Brook Art	Services provided	\$APINVCE	-93.50	0.00
14/03/2023	002398	14/03/2023	Red Brook Art		\$FTP	0.00	93.50
Total:						-93.50	93.50

Creditor: 10574 - Town of Port Hedland							
14/03/2023	RFP_TOPH_10032023	10/03/2023	Town of Port Hedland	CTF Levy Commision April May & July 22	\$APINVCE	-173.25	0.00
14/03/2023	RFP_TOPH_10032023	10/03/2023	Town of Port Hedland	CTF Commission Feb 23	\$APINVCE	-24.75	0.00
15/03/2023	RFP_TOPH_10032023	10/03/2023	Town of Port Hedland	Commission on Building Service Levy Collection - February 2023	\$APINVCE	-120.00	0.00
14/03/2023	002399	14/03/2023	Town of Port Hedland		\$FTP	0.00	198.00
15/03/2023	002446	15/03/2023	Town of Port Hedland		\$FTP	0.00	120.00
Total:						-318.00	318.00
Creditor: 10579 - Blank Walls International Pty Ltd							
15/03/2023	INV-0454	22/02/2023	Blank Walls International Pty Ltd	Service Provided	\$APINVCE	-49,500.00	0.00
15/03/2023	002447	15/03/2023	Blank Walls International Pty Ltd		\$FTP	0.00	49,500.00
Total:						-49,500.00	49,500.00
Creditor: 10585 - AusQ Training							
3/03/2023	8209	22/02/2023	AusQ Training	Basic worksite Traffic Management	\$APINVCE	-1,500.00	0.00
3/03/2023	8210	22/02/2023	AusQ Training	Service Provided	\$APINVCE	-1,500.00	0.00
3/03/2023	002188	3/03/2023	AusQ Training		\$FTP	0.00	3,000.00
Total:						-3,000.00	3,000.00
Creditor: 10596 - Aquatic Services WA Pty Ltd							
17/03/2023	AS#20173540	24/01/2023	Aquatic Services Wa Pty Ltd	Goods provided	\$APINVCE	-2,077.90	0.00
15/03/2023	AS#20173551	1/02/2023	Aquatic Services Wa Pty Ltd	Service Provided	\$APINVCE	-4,759.70	0.00
15/03/2023	AS#20173552	1/02/2023	Aquatic Services Wa Pty Ltd	Service Provided	\$APINVCE	-5,262.40	0.00
15/03/2023	AS#20173553	1/02/2023	Aquatic Services Wa Pty Ltd	Service Provided	\$APINVCE	-3,921.50	0.00
15/03/2023	AS#20173554	1/02/2023	Aquatic Services Wa Pty Ltd	Service Provided	\$APINVCE	-1,589.50	0.00
15/03/2023	AS#20173594	22/02/2023	Aquatic Services Wa Pty Ltd	Service Provided	\$APINVCE	-10,048.50	0.00
17/03/2023	AS#20173595	22/02/2023	Aquatic Services Wa Pty Ltd	Goods provided	\$APINVCE	-1,422.30	0.00
15/03/2023	002448	15/03/2023	Aquatic Services Wa Pty Ltd		\$FTP	0.00	25,581.60
17/03/2023	002482	17/03/2023	Aquatic Services Wa Pty Ltd		\$FTP	0.00	3,500.20
Total:						-29,081.80	29,081.80
Creditor: 10598 - Team Global Express							
17/03/2023	1221-GUJ527	15/01/2023	IPEC Pty Ltd	Freight	\$APINVCE	-120.22	0.00
8/03/2023	1223-GUJ527	29/01/2023	IPEC Pty Ltd	Freight	\$APINVCE	-68.78	0.00
8/03/2023	0264-80828791	5/02/2023	IPEC Pty Ltd	Freight	\$APINVCE	-197.37	0.00
10/03/2023	1225-GUJ527	19/02/2023	IPEC Pty Ltd	Freight	\$APINVCE	-116.28	0.00
10/03/2023	793370	20/02/2023	IPEC Pty Ltd	Freight	\$APINVCE	-92.06	0.00
17/03/2023	1222-GUJ527	21/02/2023	IPEC Pty Ltd	Freight	\$APINVCE	-147.57	0.00
15/03/2023	1226-GUJ527	26/02/2023	IPEC Pty Ltd	Freight	\$APINVCE	-69.60	0.00
27/03/2023	1227-GUJ527	5/03/2023	IPEC Pty Ltd	Freight	\$APINVCE	-1,544.73	0.00
8/03/2023	002215	8/03/2023	IPEC Pty Ltd		\$FTP	0.00	266.15
10/03/2023	002316	10/03/2023	IPEC Pty Ltd		\$FTP	0.00	208.34
15/03/2023	002449	15/03/2023	IPEC Pty Ltd		\$FTP	0.00	69.60
17/03/2023	002483	17/03/2023	IPEC Pty Ltd		\$FTP	0.00	267.79
27/03/2023	002736	23/03/2023	IPEC Pty Ltd		\$FTP	0.00	1,544.73
Total:						-2,356.61	2,356.61

Creditor: 10609 - Cygnet Workplace Investigations							
10/03/2023	INV0056	21/02/2023	Cygnet Workplace Investigations	Goods Provided	\$APINVCE	-4,840.00	0.00
10/03/2023	002317	10/03/2023	Cygnet Workplace Investigations		\$FTP	0.00	4,840.00
Total:						-4,840.00	4,840.00
Creditor: 10622 - Pushap Salwan							
31/03/2023	RFP_P SALWAN_01032023	1/03/2023	Pushap Salwan	Reimbursement - Rent & Utilities	\$APINVCE	-1,275.75	0.00
31/03/2023	002878	31/03/2023	Pushap Salwan		\$FTP	0.00	1,275.75
Total:						-1,275.75	1,275.75
Creditor: 10623 - TKPH Pty Ltd T/a OTR Tyres							
27/03/2023	87571	3/03/2023	TKPH Pty Ltd T/a OTR Tyres	Service Provided	\$APINVCE	-732.60	0.00
27/03/2023	87807	8/03/2023	TKPH Pty Ltd T/a OTR Tyres	Service Provided	\$APINVCE	-326.70	0.00
15/03/2023	88241	13/03/2023	TKPH Pty Ltd T/a OTR Tyres	Service Provided	\$APINVCE	-815.10	0.00
15/03/2023	002450	15/03/2023	TKPH Pty Ltd T/a OTR Tyres		\$FTP	0.00	815.10
27/03/2023	002737	23/03/2023	TKPH Pty Ltd T/a OTR Tyres		\$FTP	0.00	1,059.30
Total:						-1,874.40	1,874.40
Creditor: 10624 - Tom Kettle							
31/03/2023	RFP_T KETTLE_28032023	28/03/2023	Tom Kettle	Reimbursement - Electricity 18/01/2023 - 17/03/2023	\$APINVCE	-512.99	0.00
31/03/2023	002879	31/03/2023	Tom Kettle		\$FTP	0.00	512.99
Total:						-512.99	512.99
Creditor: 10625 - Natural Area Consulting Managment Services							
1/03/2023	00018797	4/11/2022	Natural Area Consulting Managment Services	Credit for overpayment made on invoice 18579	\$APCREDIT	73.33	0.00
1/03/2023	00019109	16/12/2022	Natural Area Consulting Managment Services	Services provided	\$APINVCE	-105.60	0.00
1/03/2023	002126	1/03/2023	Natural Area Consulting Managment Services		\$FTP	0.00	32.27
Total:						-32.27	32.27
Creditor: 10629 - Safemaster Safety Products Pty Ltd							
31/03/2023	SM5646-C1-F	27/02/2023	Safemaster Safety Products Pty Ltd	Service Provided	\$APINVCE	-13,376.00	0.00
31/03/2023	002880	31/03/2023	Safemaster Safety Products Pty Ltd		\$FTP	0.00	13,376.00
Total:						-13,376.00	13,376.00
Creditor: 10635 - Pure Water Systems Pty Ltd							
8/03/2023	IN275571	22/11/2022	Pure Water Systems Pty Ltd	Service replacement remineraliser and service 4 stage u/s r/o	\$APINVCE	-422.95	0.00
8/03/2023	002216	8/03/2023	Pure Water Systems Pty Ltd	suit 2nd gen	\$FTP	0.00	422.95
Total:						-422.95	422.95

Creditor: 10636 - Dirty Deeds Property Services							
31/03/2023	9039	27/01/2023	Dirty Deeds Property Services	Services provided	\$APINVCE	-328.00	0.00
3/03/2023	9092	21/02/2023	Dirty Deeds Property Services	85 SUTHERLAND ST	\$APINVCE	-241.00	0.00
10/03/2023	9093	21/02/2023	Dirty Deeds Property Services	Services provided	\$APINVCE	-262.00	0.00
10/03/2023	9094	21/02/2023	Dirty Deeds Property Services	26 ROBINSON ST	\$APINVCE	-234.00	0.00
3/03/2023	002189	3/03/2023	Dirty Deeds Property Services		\$FTP	0.00	241.00
10/03/2023	002318	10/03/2023	Dirty Deeds Property Services		\$FTP	0.00	496.00
31/03/2023	002881	31/03/2023	Dirty Deeds Property Services		\$FTP	0.00	328.00
Total:						-1,065.00	1,065.00
Creditor: 10639 - Linda Zhai							
10/03/2023	RFP_L_ZHAI_22122022	22/12/2022	M/S Rong Zhai & Mr Zhongjian Liu	Reimbursements - Power	\$APINVCE	-342.95	0.00
10/03/2023	002319	10/03/2023	M/S Rong Zhai & Mr Zhongjian Liu		\$FTP	0.00	342.95
Total:						-342.95	342.95
Creditor: 10645 - Finmec Pty Ltd							
28/03/2023	046728	17/02/2023	Finmec Pty Ltd	Service Provided	\$APINVCE	-1,705.33	0.00
28/03/2023	046727	17/02/2023	Finmec Pty Ltd	CAT 836K	\$APINVCE	-3,559.35	0.00
28/03/2023	002785	27/03/2023	Finmec Pty Ltd		\$FTP	0.00	5,264.68
Total:						-5,264.68	5,264.68
Creditor: 10648 - Signs Plus							
29/03/2023	00183091	6/03/2023	Signs Plus	Deluxe Domed Magnet	\$APINVCE	-450.00	0.00
29/03/2023	002811	29/03/2023	Signs Plus		\$FTP	0.00	450.00
Total:						-450.00	450.00
Creditor: 10663 - Vocus Pty Ltd							
10/03/2023	82067_04022023	4/02/2023	Vocus Pty Ltd	IP Telephone	\$APINVCE	-20.19	0.00
27/03/2023	P978415	1/03/2023	Vocus Pty Ltd	SMS Charges	\$APINVCE	-1,780.90	0.00
15/03/2023	4449-0881920	2/03/2023	Vocus Pty Ltd	Calls	\$APINVCE	-1,444.41	0.00
10/03/2023	002320	10/03/2023	Vocus Pty Ltd		\$FTP	0.00	20.19
15/03/2023	002451	15/03/2023	Vocus Pty Ltd		\$FTP	0.00	1,444.41
27/03/2023	002738	23/03/2023	Vocus Pty Ltd		\$FTP	0.00	1,780.90
Total:						-3,245.50	3,245.50
Creditor: 10667 - Landspace Pty Ltd T/A Plan E							
31/03/2023	INV14911	28/02/2023	Landspace Pty Ltd T/A Plan E	2220602 Port Hedland Marina Playground D	\$APINVCE	-4,195.07	0.00
31/03/2023	002882	31/03/2023	Landspace Pty Ltd T/A Plan E		\$FTP	0.00	4,195.07
Total:						-4,195.07	4,195.07
Creditor: 10673 - Daya Sagar Reddy Nandi Konda							
31/03/2023	RFP_D KONDA_28032023	28/03/2023	Daya Nandi Konda	Reimbursement - Electricity 05/01/2023 - 03/11/2022	\$APINVCE	-483.85	0.00
31/03/2023	002883	31/03/2023	Daya Nandi Konda		\$FTP	0.00	483.85
Total:						-483.85	483.85

Creditor: 10677 - Chrystal & Co Pty Ltd T/A Caterlink								
22/03/2023	714800	25/01/2023	Chrystal & Co Pty Ltd	Services provided	\$APINVCE	-18,826.50	0.00	
22/03/2023	002534	22/03/2023	Chrystal & Co Pty Ltd		\$FTP	0.00	18,826.50	
Total:						-18,826.50	18,826.50	
Creditor: 10679 - Bree Mason T/A Ebb and Flow Wellness								
27/03/2023	004	9/11/2022	Bree Mason T/A Ebb and Flow Wellness	October Salt Yoga Class	\$APINVCE	-900.00	0.00	
27/03/2023	002739	23/03/2023	Bree Mason T/A Ebb and Flow Wellness		\$FTP	0.00	900.00	
Total:						-900.00	900.00	
Creditor: 10682 - Selene Bennett								
31/03/2023	RFP_S BENNETT_29032023	29/03/2023	Selene Bennett	Reimbursement - Electricity	\$APINVCE	-1,290.00	0.00	
31/03/2023	002884	31/03/2023	Selene Bennett		\$FTP	0.00	1,290.00	
Total:						-1,290.00	1,290.00	
Creditor: 10685 - University of Western Australia								
2/03/2023	0020000722	17/02/2023	University of Western Australia	Community Safety Plan Evaluation	\$APINVCE	-18,663.34	0.00	
2/03/2023	002173	2/03/2023	University of Western Australia		\$FTP	0.00	18,663.34	
Total:						-18,663.34	18,663.34	
Creditor: 10692 - Evan Evans								
1/03/2023	RFP_E EVANS_03022023	3/02/2023	Evan Evans	Reimbursement - Electricity	\$APINVCE	-733.33	0.00	
1/03/2023	002127	1/03/2023	Evan Evans		\$FTP	0.00	733.33	
Total:						-733.33	733.33	
Creditor: 10695 - Praveena Bhat								
29/03/2023	RFP_P BHAT_28032023	28/03/2023	Praveena Bhat	Reimbursement - Utilities	\$APINVCE	-1,500.00	0.00	
29/03/2023	002812	29/03/2023	Praveena Bhat		\$FTP	0.00	1,500.00	
Total:						-1,500.00	1,500.00	
Creditor: 10697 - Copyright Agency								
28/03/2023	INV00021246	22/02/2023	Copyright Agency	Renew license 22/02/2028	\$APINVCE	-5,197.50	0.00	
28/03/2023	002786	27/03/2023	Copyright Agency		\$FTP	0.00	5,197.50	
Total:						-5,197.50	5,197.50	
Creditor: 10699 - Tilelite Pty Ltd T/a Grace Training & Operations								
31/03/2023	INV-3489	16/03/2023	Tilelite Pty Ltd T/a Grace Training & Operations	Services provided	\$APINVCE	-9,700.00	0.00	
31/03/2023	002885	31/03/2023	Tilelite Pty Ltd T/a Grace Training & Operations		\$FTP	0.00	9,700.00	
Total:						-9,700.00	9,700.00	
Creditor: 10701 - APP Corporation Pty Ltd								
22/03/2023	180995	21/02/2023	APP Corporation Pty Ltd	Housing Developement	\$APINVCE	-22,000.00	0.00	
22/03/2023	181408	9/03/2023	APP Corporation Pty Ltd	Services provided	\$APINVCE	-5,500.00	0.00	
22/03/2023	002535	22/03/2023	APP Corporation Pty Ltd		\$FTP	0.00	27,500.00	
Total:						-27,500.00	27,500.00	

Creditor: 10705 - Helene Pty Ltd T/A Lo-Go Appointments WA							
31/03/2023	H1983	11/01/2023	Helene Pty Ltd T/A Lo-Go Appointments WA	Contract Services	\$APINVCE	-2,503.25	0.00
31/03/2023	H2071	1/02/2023	Helene Pty Ltd T/A Lo-Go Appointments WA	Grant Roberts week ending 28 Jan 2023	\$APINVCE	-3,566.90	0.00
31/03/2023	H2134	15/02/2023	Helene Pty Ltd T/A Lo-Go Appointments WA	Grant Roberts week ending 11 Feb 2023	\$APINVCE	-4,405.83	0.00
31/03/2023	H2165	23/02/2023	Helene Pty Ltd T/A Lo-Go Appointments WA	Grant Roberts week ending 18 Feb 2023	\$APINVCE	-4,474.67	0.00
31/03/2023	H2196	1/03/2023	Helene Pty Ltd T/A Lo-Go Appointments WA	Grant Roberts week ending 25 Feb 2023	\$APINVCE	-4,447.17	0.00
31/03/2023	H2102	8/03/2023	Helene Pty Ltd T/A Lo-Go Appointments WA	Grant Roberts week ending 4 Feb 2023	\$APINVCE	-4,272.94	0.00
31/03/2023	002886	31/03/2023	Helene Pty Ltd T/A Lo-Go Appointments WA		\$FTP	0.00	23,670.76
Total:						-23,670.76	23,670.76
Creditor: 10711 - Breoni Sorensen							
31/03/2023	RFP_B SORENSEN_31032023	31/03/2023	Breoni Sorensen	Reimbursement - Internet	\$APINVCE	-253.49	0.00
31/03/2023	002887	31/03/2023	Breoni Sorensen		\$FTP	0.00	253.49
Total:						-253.49	253.49
Creditor: 10714 - Alex Kandie							
2/03/2023	RFP_A KANDIE_01032023	1/03/2023	Alex Kandie	Rent Reimbursement 24/02/2023 - 02/03/2023	\$APINVCE	-400.00	0.00
2/03/2023	002174	2/03/2023	Alex Kandie		\$FTP	0.00	400.00
27/03/2023	RFP_A KANDIE_14032023	14/03/2023	Alex Kandie	Reimbursement - Electricity	\$APINVCE	-300.00	0.00
31/03/2023	RFP_A KANDIE_15032023	15/03/2023	Alex Kandie	Reimbursement - Rent 03/03/2023 - 06/03/2023	\$APINVCE	-228.57	0.00
27/03/2023	002740	23/03/2023	Alex Kandie		\$FTP	0.00	300.00
31/03/2023	002888	31/03/2023	Alex Kandie		\$FTP	0.00	228.57
Total:						-928.57	928.57
Creditor: 10716 - Pilbara Surveys Pty Ltd							
17/03/2023	INV-0188	8/03/2023	Pilbara Surveys Pty Ltd	Services provided	\$APINVCE	-550.00	0.00
17/03/2023	002484	17/03/2023	Pilbara Surveys Pty Ltd		\$FTP	0.00	550.00
Total:						-550.00	550.00
Creditor: 10717 - Shanna Crispin							
31/03/2023	RFP_S CRISPIN_29032023	29/03/2023	Shanna Crispin	Reimbursement - Utilities	\$APINVCE	-1,169.53	0.00
31/03/2023	002889	31/03/2023	Shanna Crispin		\$FTP	0.00	1,169.53
Total:						-1,169.53	1,169.53
Creditor: 10721 - Anna Savill							
2/03/2023	RFP_A SAVILL_24022023	24/02/2023	Anna Savill	Reimbursement - Electricity 23/12/2022 - 22/02/2023 29	\$APINVCE	-606.14	0.00
2/03/2023	002175	2/03/2023	Anna Savill	Barramine Loop, South Hedland, 6722	\$FTP	0.00	606.14
Total:						-606.14	606.14
Creditor: 10722 - David Snyder							
31/03/2023	RFP_D SNYDER_29032023	29/03/2023	David Snyder & Teneeka hill	Reimbursement - Utilities	\$APINVCE	-830.66	0.00
31/03/2023	002890	31/03/2023	David Snyder & Teneeka hill		\$FTP	0.00	830.66
Total:						-830.66	830.66

Creditor: 10733 - Bruce Andrew Wright

27/03/2023	RFP_B WRIGHT_16032023	16/03/2023	Bruce Andrew Wrightt	Reimbursement Bluetooth mouse & USB Connector Stations	\$APINVCE	-90.20	0.00
27/03/2023	002741	23/03/2023	Bruce Andrew Wrightt		\$FTP	0.00	90.20
31/03/2023	RFP_B WRIGHT_28032023	28/03/2023	Bruce Andrew Wrightt	Reimbursement - Gas bottle Colin Matheson Pavillion	\$APINVCE	-245.00	0.00
31/03/2023	RFP_B WRIGHT_29032023	29/03/2023	Bruce Andrew Wrightt	Reimbursement - Electricity 26/01/2023 - 27/03/2023	\$APINVCE	-817.00	0.00
31/03/2023	002891	31/03/2023	Bruce Andrew Wrightt		\$FTP	0.00	1,062.00

Total:

-1,152.20 1,152.20

Creditor: 10739 - Systems Thinking Consulting Pty Ltd

17/03/2023	INV01504	24/01/2023	Systems Thinking Consulting Pty Ltd	Consulting Support	\$APINVCE	-30,525.00	0.00
27/03/2023	INV01519	12/03/2023	Systems Thinking Consulting Pty Ltd	Consulting Support	\$APINVCE	-48,675.00	0.00
17/03/2023	002485	17/03/2023	Systems Thinking Consulting Pty Ltd		\$FTP	0.00	30,525.00
27/03/2023	002742	23/03/2023	Systems Thinking Consulting Pty Ltd		\$FTP	0.00	48,675.00

Total:

-79,200.00 79,200.00

Creditor: 10743 - GRA Partners Pty Ltd

27/03/2023	6216	28/02/2023	GRA Partners Pty Ltd	Service Provided	\$APINVCE	-7,150.00	0.00
27/03/2023	002743	23/03/2023	GRA Partners Pty Ltd		\$FTP	0.00	7,150.00

Total:

-7,150.00 7,150.00

Creditor: 10747 - Tyrecycle Pty Ltd

27/03/2023	100859	8/02/2023	Tyrecycle Pty Ltd	Service Provided	\$APINVCE	-5,563.27	0.00
14/03/2023	104138	28/02/2023	Tyrecycle Pty Ltd	Service Provided	\$APINVCE	-5,838.92	0.00
14/03/2023	002400	14/03/2023	Tyrecycle Pty Ltd		\$FTP	0.00	5,838.92
27/03/2023	002744	23/03/2023	Tyrecycle Pty Ltd		\$FTP	0.00	5,563.27

Total:

-11,402.19 11,402.19

Creditor: 10748 - Bronson Safety Pty Ltd

29/03/2023	102113	6/03/2023	Bronson Safety Pty Ltd	Safety	\$APINVCE	-1,940.29	0.00
29/03/2023	002813	29/03/2023	Bronson Safety Pty Ltd		\$FTP	0.00	1,940.29

Total:

-1,940.29 1,940.29

Creditor: 10753 - Syafrina Hamid

1/03/2023	RFP_S HAMID_27022023	27/02/2023	Syafrina	Relocation Reimbursement	\$APINVCE	-3,709.63	0.00
1/03/2023	002128	1/03/2023	Syafrina		\$FTP	0.00	3,709.63
31/03/2023	RFP_S HAMID_29032023	29/03/2023	Syafrina	Reimbursement - Electricity 28/01/2023 - 03/03/2023	\$APINVCE	-279.45	0.00
31/03/2023	002892	31/03/2023	Syafrina		\$FTP	0.00	279.45

Total:

-3,989.08 3,989.08

Creditor: 10756 - Ticketworx Pty Ltd

28/03/2023	INV-0194	9/03/2023	Ticketworx Pty Ltd	Service Provided	\$APINVCE	-405.00	0.00
28/03/2023	002787	27/03/2023	Ticketworx Pty Ltd		\$FTP	0.00	405.00

Total:

-405.00 405.00

Creditor: 10757 - Extreme Marquees Pty Ltd								
22/03/2023	DO191634	31/01/2023	Extreme Marquees Pty Ltd	Service Provided	\$APINVCE	-465.40	0.00	
22/03/2023	002536	22/03/2023	Extreme Marquees Pty Ltd		\$FTP	0.00	465.40	
Total:						-465.40	465.40	
Creditor: 10759 - Direct Civil & Maintenance Pty Ltd								
31/03/2023	242	2/03/2023	Direct Civil & Maintenance	Service Provided	\$APINVCE	-19,893.50	0.00	
31/03/2023	002893	31/03/2023	Direct Civil & Maintenance		\$FTP	0.00	19,893.50	
Total:						-19,893.50	19,893.50	
Creditor: 10765 - Rynat Industries Australia								
27/03/2023	192453	28/02/2023	Rynat Industries Australia	Refer corresponding credit note CR192453	\$APINVCE	-24,161.50	0.00	
27/03/2023	192499	28/02/2023	Rynat Industries Australia	Services provided	\$APINVCE	-19,624.00	0.00	
27/03/2023	CR192453	22/03/2023	Rynat Industries Australia	Refer corresponding invoice 192453	\$APCREDIT	24,161.50	0.00	
27/03/2023	002745	23/03/2023	Rynat Industries Australia		\$FTP	0.00	19,624.00	
Total:						-19,624.00	19,624.00	
Creditor: 10769 - EDC Consulting WA Pty Ltd								
14/03/2023	INV-0090	8/03/2023	EDC Consulting WA Pty Ltd	Services provided	\$APINVCE	-5,775.00	0.00	
14/03/2023	002401	14/03/2023	EDC Consulting WA Pty Ltd		\$FTP	0.00	5,775.00	
Total:						-5,775.00	5,775.00	
Creditor: 10772 - Redfish Technologies Pty Ltd								
22/03/2023	INV-4299	21/02/2023	Redfish Technologies Pty Ltd	Service Provided	\$APINVCE	-289.83	0.00	
22/03/2023	002537	22/03/2023	Redfish Technologies Pty Ltd		\$FTP	0.00	289.83	
Total:						-289.83	289.83	
Creditor: 10773 - TSP & Co Pty Ltd								
8/03/2023	TSP-1075	7/02/2023	TSP & Co Pty Ltd	Service Provided	\$APINVCE	-150,283.35	0.00	
9/03/2023	TSP-1082	14/02/2023	TSP & Co Pty Ltd	Service Provided	\$APINVCE	-7,909.85	0.00	
8/03/2023	002217	8/03/2023	TSP & Co Pty Ltd		\$FTP	0.00	150,283.35	
9/03/2023	002279	9/03/2023	TSP & Co Pty Ltd		\$FTP	0.00	7,909.85	
Total:						-158,193.20	158,193.20	
Creditor: 10782 - Simon Cameron								
27/03/2023	RFP_S CAMERON_15032023	15/03/2023	Simon Cameron	Reimbursement - Electricity	\$APINVCE	-924.66	0.00	
27/03/2023	002746	23/03/2023	Simon Cameron		\$FTP	0.00	924.66	
Total:						-924.66	924.66	
Creditor: 10783 - Proud Entertainment Group								
31/03/2023	INV-1359	14/02/2023	Proud Entertainment Group	Life's A Drag / Disco Queen Performance	\$APINVCE	-7,160.04	0.00	
31/03/2023	002894	31/03/2023	Proud Entertainment Group		\$FTP	0.00	7,160.04	
Total:						-7,160.04	7,160.04	

Creditor: 10789 - Brajkovich Demolition & Salvage WA								
27/03/2023	BI17545	27/02/2023	Brajkovich Demolition & Salvage WA	Service Provided	\$APINVCE	-214,500.00	0.00	
27/03/2023	002747	23/03/2023	Brajkovich Demolition & Salvage WA		\$FTP	0.00	214,500.00	
Total:						-214,500.00	214,500.00	
Creditor: 10790 - Department of Local Government, Sport and Cultural Industries								
14/03/2023	RI034640	8/03/2023	DLGSC	BDR Pilbara Evaluation installment	\$APINVCE	-13,750.00	0.00	
14/03/2023	002402	14/03/2023	DLGSC		\$FTP	0.00	13,750.00	
Total:						-13,750.00	13,750.00	
Creditor: 10792 - Ryley Heap								
31/03/2023	RFP_R HEAP_24032023	24/03/2023	Ryley Heap	Reimbursement - Electricity 21/02/2023 - 15/03/2023	\$APINVCE	-109.92	0.00	
31/03/2023	002895	31/03/2023	Ryley Heap		\$FTP	0.00	109.92	
Total:						-109.92	109.92	
Creditor: 10800 - Michael Lancelot Rodrigues								
31/03/2023	RFP_M RODRIGUES_28032023	28/03/2023	Michael Lancelot Rodrigues	Reimbursement - Rent & Utilities	\$APINVCE	-7,142.36	0.00	
31/03/2023	002896	31/03/2023	Michael Lancelot Rodrigues		\$FTP	0.00	7,142.36	
Total:						-7,142.36	7,142.36	
Creditor: 10803 - Love Services Pty Ltd								
14/03/2023	200031	15/09/2022	Love Services Pty Ltd	Employee CPTED Training 17 Oct 2022	\$APINVCE	-495.00	0.00	
14/03/2023	002403	14/03/2023	Love Services Pty Ltd		\$FTP	0.00	495.00	
Total:						-495.00	495.00	
Creditor: 10804 - Gurpreet Singh Bamrah								
27/03/2023	RFP_G BAMRAH_22032023	22/03/2023	Gurpreet Singh Bamrah	Reimbursement - Utilities	\$APINVCE	-1,500.00	0.00	
27/03/2023	002748	23/03/2023	Gurpreet Singh Bamrah		\$FTP	0.00	1,500.00	
Total:						-1,500.00	1,500.00	
Creditor: 10806 - Rebecca Fogarty								
31/03/2023	RFP_R FOGARTY_29032023	29/03/2023	Rebecca Fogarty	Reimbursement - Electricity 16/01/2023 - 15/03/2023	\$APINVCE	-246.58	0.00	
31/03/2023	002897	31/03/2023	Rebecca Fogarty		\$FTP	0.00	246.58	
Total:						-246.58	246.58	
Creditor: 10810 - Rochelle Richards								
15/03/2023	RFP_R RICHARDS_08032023	8/03/2023	Rochelle Richards	Reimbursement - Water	\$APINVCE	-1,500.00	0.00	
15/03/2023	002452	15/03/2023	Rochelle Richards		\$FTP	0.00	1,500.00	
Total:						-1,500.00	1,500.00	

Creditor: 10811 - Therian Pty Ltd							
28/03/2023	1006100	24/03/2023	Therian Pty Ltd	Fibreglass Modul	\$APINVCE	-6,787.00	0.00
28/03/2023	002788	27/03/2023	Therian Pty Ltd		\$FTP	0.00	6,787.00
Total:						-6,787.00	6,787.00
Creditor: 10832 - Kurt & Katie Kapernick							
28/03/2023	RFP_K KAPERNICK_22032023	22/03/2023	Kurt & Katie Kapernick	Refund Building Service Levy	\$APINVCE	-751.30	0.00
29/03/2023	RFP_KAPERNICK_22032023	22/03/2023	Kurt & Katie Kapernick	Building Fees Receipt Number: 311486	\$APINVCE	-751.30	0.00
28/03/2023	002789	27/03/2023	Kurt & Katie Kapernick		\$FTP	0.00	751.30
29/03/2023	002814	29/03/2023	Kurt & Katie Kapernick		\$FTP	0.00	751.30
Total:						-1,502.60	1,502.60
Creditor: 10841 - Janine Cox							
31/03/2023	RFP_J COX_20022023	20/02/2023	Janine Cox	Reimbursement - Electricity 08/10/2022 - 22/12/2022	\$APINVCE	-1,090.28	0.00
31/03/2023	002898	31/03/2023	Janine Cox		\$FTP	0.00	1,090.28
Total:						-1,090.28	1,090.28
Creditor: 99999 - Sundry EFT							
8/03/2023	RFP_ST CECILIA'S_15122022	15/12/2022	Sundry EFT	Sundry EFT	\$APINVCE	-10,000.00	0.00
1/03/2023	RFP_H WILD_01012023	4/01/2023	Sundry EFT	Sundry EFT	\$APINVCE	-379.05	0.00
1/03/2023	RFP_S KIFFIN-PETERSON_04012023	10/01/2023	Sundry EFT	Sundry EFT	\$APINVCE	-400.00	0.00
1/03/2023	RFP_D HOLLIDAY_27012023	27/01/2023	Sundry EFT	Sundry EFT	\$APINVCE	-27.00	0.00
9/03/2023	RFP_C O'DRISCOLL_08022023	8/02/2023	Sundry EFT	Sundry EFT	\$APINVCE	-148.50	0.00
9/03/2023	RFP_RAY WHITE_14022023	14/02/2023	Sundry EFT	Sundry EFT	\$APINVCE	-1,023.44	0.00
8/03/2023	RFP_A LEAVETT-BROWN_22022023	22/02/2023	Sundry EFT	Sundry EFT	\$APINVCE	-44.80	0.00
17/03/2023	RFP_F HANSEN_24022023	24/02/2023	Sundry EFT	Sundry EFT	\$APINVCE	-643.95	0.00
2/03/2023	RFP_G CUNNINGHAM_28022023	28/02/2023	Sundry EFT	Sundry EFT	\$APINVCE	-400.00	0.00
14/03/2023	RFP_M LEARMONTH_28022023	28/02/2023	Sundry EFT	Sundry EFT	\$APINVCE	-400.00	0.00
22/03/2023	RFO_O CHUI_28022023	28/02/2023	Sundry EFT	Sundry EFT	\$APINVCE	-132.00	0.00
1/03/2023	002129	1/03/2023	Sundry EFT		\$FTP	0.00	27.00
1/03/2023	002130	1/03/2023	Sundry EFT		\$FTP	0.00	400.00
1/03/2023	002131	1/03/2023	Sundry EFT		\$FTP	0.00	379.05
14/03/2023	RFP_L HAWES_01032023	1/03/2023	Sundry EFT	Sundry EFT	\$APINVCE	-1,500.00	0.00
22/03/2023	RFP_S AMIRADAKI_01032023	1/03/2023	Sundry EFT	Sundry EFT	\$APINVCE	-165.00	0.00
2/03/2023	002176	2/03/2023	Sundry EFT		\$FTP	0.00	400.00
9/03/2023	RFP_D CHANNER_07032023	7/03/2023	Sundry EFT	Sundry EFT	\$APINVCE	-400.00	0.00
14/03/2023	RFP_D PAHWA_07032023	7/03/2023	Sundry EFT	Sundry EFT	\$APINVCE	-251.91	0.00
8/03/2023	002218	8/03/2023	Sundry EFT		\$FTP	0.00	10,000.00
8/03/2023	002219	8/03/2023	Sundry EFT		\$FTP	0.00	44.80
14/03/2023	RFP_L SMITH_08032023	8/03/2023	Sundry EFT	Sundry EFT	\$APINVCE	-2,000.00	0.00
17/03/2023	RFP_B & M HOLDINGS_08032023	8/03/2023	Sundry EFT	Sundry EFT	\$APINVCE	-10,603.92	0.00
9/03/2023	002280	9/03/2023	Sundry EFT		\$FTP	0.00	400.00
9/03/2023	002281	9/03/2023	Sundry EFT		\$FTP	0.00	1,023.44
9/03/2023	002282	9/03/2023	Sundry EFT		\$FTP	0.00	148.50
15/03/2023	RFP_SHIRE OF DANDARAGAN_130323	13/03/2023	Sundry EFT	Sundry EFT	\$APINVCE	-9,399.61	0.00
14/03/2023	002404	14/03/2023	Sundry EFT		\$FTP	0.00	1,500.00
14/03/2023	002405	14/03/2023	Sundry EFT		\$FTP	0.00	400.00
14/03/2023	002406	14/03/2023	Sundry EFT		\$FTP	0.00	2,000.00
14/03/2023	002407	14/03/2023	Sundry EFT		\$FTP	0.00	251.91
15/03/2023	002453	15/03/2023	Sundry EFT		\$FTP	0.00	9,399.61
27/03/2023	RFP_T BENNETT_15032023	15/03/2023	Sundry EFT	Sundry EFT	\$APINVCE	-500.00	0.00
28/03/2023	RFP_CRAWFORD REALTY_15032023	15/03/2023	Sundry EFT	Sundry EFT	\$APINVCE	-2,717.98	0.00

29/03/2023	RFP_P DAVIS_16032023	16/03/2023	Sundry EFT		\$APINVCE	-14,500.00	0.00
17/03/2023	002486	17/03/2023	Sundry EFT	Sundry EFT	\$FTP	0.00	643.95
17/03/2023	002487	17/03/2023	Sundry EFT		\$FTP	0.00	10,603.92
22/03/2023	002538	22/03/2023	Sundry EFT		\$FTP	0.00	165.00
22/03/2023	002539	22/03/2023	Sundry EFT		\$FTP	0.00	132.00
31/03/2023	RFP_B INTERNATIONAL_22032023	22/03/2023	Sundry EFT	Sundry EFT	\$APINVCE	-6,235.90	0.00
27/03/2023	002749	23/03/2023	Sundry EFT		\$FTP	0.00	500.00
28/03/2023	002790	27/03/2023	Sundry EFT		\$FTP	0.00	2,717.98
31/03/2023	RFP_C MATZEN_28032023	28/03/2023	Sundry EFT	Sundry EFT	\$APINVCE	-302.68	0.00
29/03/2023	002815	29/03/2023	Sundry EFT		\$FTP	0.00	14,500.00
31/03/2023	RFP_M TUCK_29032023	29/03/2023	Sundry EFT	Sundry EFT	\$APINVCE	-1,364.78	0.00
31/03/2023	RFP_T PRUE_29032023	29/03/2023	Sundry EFT	Sundry EFT	\$APINVCE	-209.00	0.00
31/03/2023	RFP_F MC NABOLA_29032023	29/03/2023	Sundry EFT	Sundry EFT	\$APINVCE	-970.72	0.00
31/03/2023	RFP_R PICKUP_30032023	30/03/2023	Sundry EFT	Sundry EFT	\$APINVCE	-2,483.25	0.00
31/03/2023	002899	31/03/2023	Sundry EFT		\$FTP	0.00	1,364.78
31/03/2023	002900	31/03/2023	Sundry EFT		\$FTP	0.00	209.00
31/03/2023	002901	31/03/2023	Sundry EFT		\$FTP	0.00	6,235.90
31/03/2023	002902	31/03/2023	Sundry EFT		\$FTP	0.00	302.68
31/03/2023	002903	31/03/2023	Sundry EFT		\$FTP	0.00	2,483.25
31/03/2023	002904	31/03/2023	Sundry EFT		\$FTP	0.00	970.72
Total:						-67,203.49	67,203.49
Grand Total						-12,177,252.40	12,177,252.40

31/03/2023	MUNI EFT PAYMENTS	11,008,360.20
31/03/2023	DIRECT DEBITS - SUPER	394,343.60
28/03/2023	DIRECT DEBITS - DOJ	2,268.00
31/03/2023	BPAY PAYMENTS - ATO	772,280.60
Total		12,177,252.40
06/03/2023	NAB - CREDIT CARDS	47,742.26
23/03/2023	NAB - CREDIT CARDS - TOP UP	4,488.47
Total		52,230.73
Payroll		
01/03/2023		755,525.54
16/03/2023		974,888.05
31/03/2023		847,103.06
Total		2,577,516.65
Others		
Merchant Fees		3,570.90
Secure Pay		2,824.14
Smarterider		612.75
Bank Fees		264.71
Total		7,272.50
Grand Total		14,814,272.28



Town of Port Hedland
Summary of
Credit Card Statements
March 2023

Account Name	Account Number	Debit Balance (\$)	
Town of Port Hedland	4336-XXXX-XXXX-8830	\$	4,351.78
Town of Port Hedland	4336-XXXX-XXXX-3352	\$	7,495.01
Town of Port Hedland	4336-XXXX-XXXX-0885	\$	1,347.80
Town of Port Hedland	4336-XXXX-XXXX-5921	\$	3,574.41
Town of Port Hedland	4336-XXXX-XXXX-9066	\$	6,701.88
Town of Port Hedland	4336-XXXX-XXXX-7358	\$	3,428.68
Town of Port Hedland	4336-XXXX-XXXX-7366	\$	3,555.21
Town of Port Hedland	4336-XXXX-XXXX-1129	\$	6,384.41
Town of Port Hedland	4336-XXXX-XXXX-0930	\$	4,965.00
Town of Port Hedland	4336-XXXX-XXXX-7457	\$	2,545.77
Town of Port Hedland	4336-XXXX-XXXX-7440	\$	3,002.82
Town of Port Hedland	4336-XXXX-XXXX-0004	\$	9,042.01
Total		\$	56,394.78

At the Town of Port Hedland, the Council's Corporate Services Directorate and

Finance Team have an overriding objective of providing quality corporate governance;

accountability; transparency and compliance and welcome any questions or queries on the

credit card statements from not just Elected Members, but the public in general.



NAB Connect

Transaction History Report

Account details

Account name
XXXXXXXXX
Account number
4336-XXXX-XXXX-8830
Currency
AUD

Account balance summary

Opening balance: 0.00 CR
Total credits: 1,177.00 CR
Total debits: 4,351.78 DR
Closing balance: 0.00 CR

Date from: 01 March 2023
Date to: 31 March 2023

Transaction details

Date	Narrative	Reference number	Debit amount	Credit amount	EOD balance
02/03/2023	CREDIT CARD PURCHASE VIRGIN AUSTR7954403688721BRISB ANE		8.28 DR		
02/03/2023	CREDIT CARD PURCHASE VIRGIN AUSTR7954403689019BRISB ANE		10.36 DR		
02/03/2023	CREDIT CARD PURCHASE Mercure PER OnHay OPI Perth		677.00 DR		
02/03/2023	CREDIT CARD PURCHASE VIRGIN AUSTR7952184716114BRISB ANE		854.01 DR		
02/03/2023	CREDIT CARD PURCHASE VIRGIN AUSTR7952184716309BRISB ANE		1,068.00 DR		2,617.65 DR
09/03/2023	CREDIT CARD PURCHASE NORTH SIDE RENTAL WELSHPOOL		632.60 DR		632.60 DR
10/03/2023	CREDIT CARD PURCHASE HEDLAND HARBOUR CAFE PORT HEDLAND		335.00 DR		335.00 DR
17/03/2023	CREDIT CARD PURCHASE HEDLAND HARBOUR CAFE PORT HEDLAND		220.00 DR		220.00 DR
20/03/2023	CREDIT CARD REFUND Mercure PER On Hay SA Perth			677.00 CR	677.00 CR
21/03/2023	CREDIT CARD REFUND NORTHSIDE RENTAL WELSHPOOL			500.00 CR	
21/03/2023	CREDIT CARD PURCHASE WOOLWORTHS/PORT HEDLAND SPORT HEDLAND		38.05 DR		461.95 CR

Printed on: 03-Apr-2023 02:48pm

Page 1 of 16

Transaction History Report (Continued)

Date	Narrative	Reference number	Debit amount	Credit amount	EOD balance
27/03/2023	CREDIT CARD PURCHASE HEDLAND HARBOUR CAFE PORT HEDLAND		140.00 DR		
27/03/2023	CREDIT CARD PURCHASE HEDLAND HARBOUR CAFE PORT HEDLAND		199.00 DR		339.00 DR
30/03/2023	CREDIT CARD PURCHASE WOOLWORTHS/PORT HEDLAND SPORT HEDLAND		78.48 DR		78.48 DR
31/03/2023	CREDIT CARD PURCHASE KMART MULGRAVE		91.00 DR		91.00 DR

Transaction History Report (Continued)**Account details**

Account name
XXXXXXXXXX
Account number
4336-XXXX-XXXX-3352
Currency
AUD

Account balance summary

Opening balance: 0.00 CR
Total credits: 0.00 CR
Total debits: 7,495.01 DR
Closing balance: 0.00 CR

Date from: 01 March 2023
Date to: 31 March 2023

Transaction details

Date	Narrative	Reference number	Debit amount	Credit amount	EOD balance
01/03/2023	CREDIT CARD PURCHASE COMPASS GROUP AUS PL PERTH		250.41 DR		
01/03/2023	CREDIT CARD PURCHASE SQ *ASIAN FOODS Wedgfield		307.50 DR		557.91 DR
03/03/2023	CREDIT CARD PURCHASE EB *Women in Business 801- 413-7200		54.26 DR		
03/03/2023	CREDIT CARD PURCHASE PORT HD P M SE C INC PORT HEDLAND		200.00 DR		254.26 DR
06/03/2023	CREDIT CARD PURCHASE GOWRIST* AUSWRISTBAND GOWRISTBANDS.TX		535.99 DR		535.99 DR
07/03/2023	CREDIT CARD PURCHASE EZI*Easy Signs Pty Lim Smeaton Grang		333.00 DR		333.00 DR
08/03/2023	CREDIT CARD PURCHASE VIRGIN AUSTR7954403812482BRISB ANE		2.32 DR		
08/03/2023	CREDIT CARD PURCHASE VIRGIN AUSTR7952184908819BRISB ANE		238.99 DR		241.31 DR
13/03/2023	CREDIT CARD PURCHASE Compass Gateway Villag McMahons Pt		570.00 DR		570.00 DR
20/03/2023	CREDIT CARD PURCHASE HOSPITALITY PL PORT HEDLAND		229.00 DR		229.00 DR
21/03/2023	CREDIT CARD PURCHASE QANTAS AIRW MASCOT		873.14 DR		873.14 DR
22/03/2023	CREDIT CARD PURCHASE VIRGIN AUSTR7954404046725BRISB ANE		4.55 DR		
22/03/2023	CREDIT CARD PURCHASE PAYPAL *EX 4029357733		270.00 DR		
22/03/2023	CREDIT CARD PURCHASE DISCOVERY HOLIDAY PARK ADELAIDE		403.60 DR		

Transaction History Report (Continued)

Date	Narrative	Reference number	Debit amount	Credit amount	EOD balance
22/03/2023	CREDIT CARD PURCHASE QANTAS AIRW MASCOT		436.57 DR		
22/03/2023	CREDIT CARD PURCHASE VIRGIN AUSTR7952185275300BRISB ANE		469.00 DR		1,583.72 DR
27/03/2023	CREDIT CARD PURCHASE TOWN OF PORT HEDLAND PORT HEDLAND		85.00 DR		
27/03/2023	CREDIT CARD PURCHASE EB *Destination Pilbar 801- 413-7200		190.00 DR		
27/03/2023	CREDIT CARD PURCHASE MYO*THE DANPEN TRUST CARRUM DOWNS		295.63 DR		570.63 DR
28/03/2023	CREDIT CARD PURCHASE COMPASS GROUP AUS PL PERTH		166.94 DR		
28/03/2023	CREDIT CARD PURCHASE COMPASS GROUP AUS PL PERTH		1,502.48 DR		1,669.42 DR
31/03/2023	CREDIT CARD PURCHASE WOOLWORTHS/PORT HEDLAND SPORT HEDLAND		76.63 DR		76.63 DR

Transaction History Report (Continued)**Account details**

Account name
XXXXXXXXX
Account number
4336-XXXX-XXXX-0885
Currency
AUD

Account balance summary

Opening balance: 0.00 CR
Total credits: 0.00 CR
Total debits: 1,347.80 DR
Closing balance: 0.00 CR

Date from: 01 March 2023
Date to: 31 March 2023

Transaction details

Date	Narrative	Reference number	Debit amount	Credit amount	EOD balance
06/03/2023	CREDIT CARD PURCHASE KARRATHA PANEL & PNT GAP RIDGE		751.74 DR		751.74 DR
09/03/2023	CREDIT CARD PURCHASE GLENCO AIR POWER PARKINSON		231.32 DR		231.32 DR
22/03/2023	CREDIT CARD PURCHASE INDEPENDENT PARTS WEDGEFIELD		364.74 DR		364.74 DR

Transaction History Report (Continued)

Account details

Account name
XXXXXXXXX
Account number
4336-XXXX-XXXX-5921
Currency
AUD

Account balance summary

Opening balance: 0.00 CR
Total credits: 0.00 CR
Total debits: 3,574.41 DR
Closing balance: 0.00 CR

Date from: 01 March 2023
Date to: 31 March 2023

Transaction details

Date	Narrative	Reference number	Debit amount	Credit amount	EOD balance
01/03/2023	CREDIT CARD PURCHASE PICS.IO HTTPSPICS.IO NY		179.21 DR		
01/03/2023	CREDIT CARD PURCHASE FACEBK H3N5VL35Y2 fb.me/ads		556.60 DR		735.81 DR
02/03/2023	CREDIT CARD PURCHASE LinkedIn Ads 8010172556 North Sydney		20.38 DR		20.38 DR
10/03/2023	CREDIT CARD PURCHASE Mailchimp 678-9990141 GA		20.60 DR		20.60 DR
20/03/2023	CREDIT CARD PURCHASE FACEBK Z99QLNBLY2 fb.me/ads		8.00 DR		
20/03/2023	CREDIT CARD PURCHASE FACEBK DQLURM7LY2 fb.me/ads		8.00 DR		
20/03/2023	CREDIT CARD PURCHASE FACEBK 7V9L7MPLY2 fb.me/ads		9.00 DR		
20/03/2023	CREDIT CARD PURCHASE FACEBK T5D2VNTKY2 fb.me/ads		9.00 DR		
20/03/2023	CREDIT CARD PURCHASE FACEBK WXVTVNTKY2 fb.me/ads		12.00 DR		
20/03/2023	CREDIT CARD PURCHASE DOME PORT HEDLAND PORT HEDLAND		50.75 DR		96.75 DR
23/03/2023	CREDIT CARD PURCHASE FACEBK YKJH6NTLY2 fb.me/ads		17.17 DR		17.17 DR
24/03/2023	CREDIT CARD PURCHASE SLIMLINE WAREHOUSE D BROADMEADOWS		2,503.49 DR		2,503.49 DR
30/03/2023	CREDIT CARD PURCHASE PICS.IO HTTPSPICS.IO NY		180.21 DR		180.21 DR

Transaction History Report (Continued)**Account details**

Account name
XXXXXXXXX
Account number
4336-XXXX-XXXX-9066
Currency
AUD

Account balance summary

Opening balance: 0.00 CR
Total credits: 0.00 CR
Total debits: 6,701.88 DR
Closing balance: 0.00 CR

Date from: 01 March 2023
Date to: 31 March 2023

Transaction details

Date	Narrative	Reference number	Debit amount	Credit amount	EOD balance
10/03/2023	CREDIT CARD PURCHASE RYL LIFE SAV SOC AUS BROADWAY		349.00 DR		
10/03/2023	CREDIT CARD PURCHASE WOOLWORTHS/PORT HEDLAND SPORT HEDLAND		714.60 DR		1,063.60 DR
13/03/2023	CREDIT CARD PURCHASE SUBWAY SOUTH HEDLAND SOUTH HEDLAND		65.00 DR		65.00 DR
22/03/2023	CREDIT CARD PURCHASE Reconciliation WA Crawley		2,750.01 DR		2,750.01 DR
27/03/2023	CREDIT CARD PURCHASE VIRGIN AUSTR7954404128638BRISB ANE		11.02 DR		
27/03/2023	CREDIT CARD PURCHASE VIRGIN AUSTR7952185413585BRISB ANE		1,135.99 DR		
27/03/2023	CREDIT CARD PURCHASE SMART CONNECTION CONS NORTH MELBOUR		1,676.26 DR		2,823.27 DR

Transaction History Report (Continued)**Account details**

Account name
XXXXXXXXX
Account number
4336-XXXX-XXXX-7358
Currency
AUD

Account balance summary

Opening balance: 0.00 CR
Total credits: 0.00 CR
Total debits: 3,428.68 DR
Closing balance: 0.00 CR

Date from: 01 March 2023
Date to: 31 March 2023

Transaction details

Date	Narrative	Reference number	Debit amount	Credit amount	EOD balance
02/03/2023	CREDIT CARD PURCHASE WESTERN AUSTRALI EAST PERTH		147.00 DR		147.00 DR
15/03/2023	CREDIT CARD PURCHASE VIRGIN AUSTR7954403929000BRISB ANE		6.69 DR		
15/03/2023	CREDIT CARD PURCHASE VIRGIN AUSTR7954403931281BRISB ANE		6.69 DR		
15/03/2023	CREDIT CARD PURCHASE VIRGIN AUSTR7952185095149BRISB ANE		690.01 DR		
15/03/2023	CREDIT CARD PURCHASE VIRGIN AUSTR7952185098556BRISB ANE		690.01 DR		1,393.40 DR
20/03/2023	CREDIT CARD PURCHASE KINGS PARK MOTEL SUBIACO		640.00 DR		640.00 DR
21/03/2023	CREDIT CARD PURCHASE ACTIVECAMPAIGN, INC. 8003570402 IL		402.00 DR		
21/03/2023	CREDIT CARD PURCHASE SEASONS OF PERTH PERTH		452.81 DR		854.81 DR
22/03/2023	CREDIT CARD PURCHASE PAYPAL *ZAPIER INC 402- 935-7733 CA		45.65 DR		
22/03/2023	CREDIT CARD PURCHASE ADOBE ACROPRO SUBS Sydney		347.82 DR		393.47 DR

Transaction History Report (Continued)

Account details

Account name
XXXXXXXXX
Account number
4336-XXXX-XXXX-7366
Currency
AUD

Account balance summary

Opening balance: 0.00 CR
Total credits: 209.90 CR
Total debits: 3,555.21 DR
Closing balance: 0.00 CR

Date from: 01 March 2023
Date to: 31 March 2023

Transaction details

Date	Narrative	Reference number	Debit amount	Credit amount	EOD balance
02/03/2023	CREDIT CARD PURCHASE COMPASS ESPLANADE HOTEL PERTH		29.70 DR		
02/03/2023	CREDIT CARD PURCHASE DISCOVERY HOLIDAY PARK ADELAIDE		403.60 DR		433.30 DR
03/03/2023	CREDIT CARD PURCHASE ZOOM.US 888-799-9666 WWW.ZOOM.US CA		209.90 DR		209.90 DR
06/03/2023	CREDIT CARD REFUND ZOOM.US 888-799-9666 WWW.ZOOM.US CA			209.90 CR	209.90 CR
13/03/2023	CREDIT CARD PURCHASE REGISTRATION FEE SYDNEY		2,308.90 DR		2,308.90 DR
20/03/2023	CREDIT CARD PURCHASE ATOMICESPRCAF/SHOP 1 21 MSOUTH PERTH		9.20 DR		
20/03/2023	CREDIT CARD PURCHASE Crown Promenade Perth Burswood		166.40 DR		175.60 DR
21/03/2023	CREDIT CARD PURCHASE MR WALKER NORTH SYDNEY		34.00 DR		
21/03/2023	CREDIT CARD PURCHASE Front Bar South Perth		41.62 DR		75.62 DR
22/03/2023	CREDIT CARD PURCHASE TRANSPERTH TICKET BARR PERTH		3.30 DR		
22/03/2023	CREDIT CARD PURCHASE GOOD GROCER/21 MENDS ST SOUTH PERTH		7.09 DR		10.39 DR
23/03/2023	CREDIT CARD PURCHASE TRANSPERTH TICKET BARR PERTH		2.30 DR		
23/03/2023	CREDIT CARD PURCHASE PH INTERNATIONAL AIR PORT HEDLAND		5.00 DR		
23/03/2023	CREDIT CARD PURCHASE MR WALKER NORTH SYDNEY		63.00 DR		
23/03/2023	CREDIT CARD PURCHASE WOOLWORTHS/PORT HEDLAND SPORT HEDLAND		125.15 DR		195.45 DR

Printed on: 03-Apr-2023 02:48pm

Page 9 of 16

Transaction History Report (Continued)

Date	Narrative	Reference number	Debit amount	Credit amount	EOD balance
27/03/2023	CREDIT CARD PURCHASE DELAWARE NORTH RETAI REDCLIFFE		27.90 DR		27.90 DR
29/03/2023	CREDIT CARD PURCHASE WOOLWORTHS/PORT HEDLAND SPORT HEDLAND		9.00 DR		9.00 DR
30/03/2023	CREDIT CARD PURCHASE KMART 1103 SOUTH HEDLAND		15.00 DR		
30/03/2023	CREDIT CARD PURCHASE COLES 0385 SOUTH HEDLAND		29.15 DR		44.15 DR
31/03/2023	CREDIT CARD PURCHASE SUBWAY SOUTH HEDLAND SOUTH HEDLAND		65.00 DR		65.00 DR

Transaction History Report (Continued)**Account details**

Account name
XXXXXXXXX
Account number
4336-XXXX-XXXX-1129
Currency
AUD

Account balance summary

Opening balance: 0.00 CR
Total credits: 4,548.47 CR
Total debits: 6,384.41 DR
Closing balance: 0.00 CR

Date from: 01 March 2023
Date to: 31 March 2023

Transaction details

Date	Narrative	Reference number	Debit amount	Credit amount	EOD balance
06/03/2023	CREDIT CARD REFUND KMART MULGRAVE			60.00 CR	
06/03/2023	CREDIT CARD PURCHASE KMART MULGRAVE		519.00 DR		
06/03/2023	CREDIT CARD PURCHASE AUSTRALIAN INSTITUTE BOWEN HILLS		2,590.00 DR		3,049.00 DR
13/03/2023	CREDIT CARD PURCHASE SUBWAY SOUTH HEDLAND SOUTH HEDLAND		120.00 DR		
13/03/2023	CREDIT CARD PURCHASE SUBWAY SOUTH HEDLAND SOUTH HEDLAND		120.00 DR		
13/03/2023	CREDIT CARD PURCHASE SUBWAY SOUTH HEDLAND SOUTH HEDLAND		124.00 DR		
13/03/2023	CREDIT CARD PURCHASE SUBWAY SOUTH HEDLAND SOUTH HEDLAND		127.00 DR		491.00 DR
14/03/2023	CREDIT CARD PURCHASE VIRGIN AUSTR7954403918251BRISB ANE		3.35 DR		
14/03/2023	CREDIT CARD PURCHASE VIRGIN AUSTR7952185077360BRISB ANE		345.01 DR		348.36 DR
15/03/2023	CREDIT CARD PURCHASE QANTAS AIRW MASCOT		436.57 DR		436.57 DR
16/03/2023	CREDIT CARD PURCHASE COLES 0385 SOUTH HEDLAND		45.23 DR		45.23 DR
17/03/2023	CREDIT CARD PURCHASE COLES 0385 SOUTH HEDLAND		23.31 DR		23.31 DR
20/03/2023	CREDIT CARD PURCHASE EB *Destination Pilbar 801- 413-7200		95.00 DR		95.00 DR
23/03/2023	CREDIT CARD PAYMENT INTERNET PAYMENT Top up Janine Cox			4,488.47 CR	4,488.47 CR
24/03/2023	CREDIT CARD PURCHASE VIRGIN AUSTR7954404113493BRISB ANE		6.34 DR		

Printed on: 03-Apr-2023 02:48pm

Page 11 of 16

Transaction History Report (Continued)

Date	Narrative	Reference number	Debit amount	Credit amount	EOD balance
24/03/2023	CREDIT CARD PURCHASE VIRGIN AUSTR7952185389637BRISB ANE		654.01 DR		
24/03/2023	CREDIT CARD PURCHASE SurveyMonkeyCore 0035315920752		828.00 DR		1,488.35 DR
28/03/2023	CREDIT CARD PURCHASE KMART 1103 SOUTH HEDLAND		23.00 DR		
28/03/2023	CREDIT CARD PURCHASE COLES 0385 SOUTH HEDLAND		50.33 DR		
28/03/2023	CREDIT CARD PURCHASE VIRGIN AUSTR7954404175058BRISB ANE		55.00 DR		
28/03/2023	CREDIT CARD PURCHASE KMART 1103 SOUTH HEDLAND		72.40 DR		200.73 DR
30/03/2023	CREDIT CARD PURCHASE COLES 0385 SOUTH HEDLAND		27.86 DR		
30/03/2023	CREDIT CARD PURCHASE KMART 1103 SOUTH HEDLAND		57.00 DR		
30/03/2023	CREDIT CARD PURCHASE SUBWAY SOUTH HEDLAND SOUTH HEDLAND		62.00 DR		146.86 DR

Transaction History Report (Continued)**Account details**

Account name
XXXXXXXXX
Account number
4336-XXXX-XXXX-0930
Currency
AUD

Account balance summary

Opening balance: 0.00 CR
Total credits: 0.00 CR
Total debits: 4,965.00 DR
Closing balance: 0.00 CR

Date from: 01 March 2023
Date to: 31 March 2023

Transaction details

Date	Narrative	Reference number	Debit amount	Credit amount	EOD balance
01/03/2023	CREDIT CARD PURCHASE MY DEAL COM AU MELBOURNE		80.55 DR		80.55 DR
09/03/2023	CREDIT CARD PURCHASE DPLH - LANDS PERTH		2,483.00 DR		2,483.00 DR
20/03/2023	CREDIT CARD PURCHASE HOME HARDWARE KARRATHA KARRATHA		75.60 DR		75.60 DR
21/03/2023	CREDIT CARD PURCHASE Holiday Inn WestPER PL Perth		2,283.75 DR		2,283.75 DR
27/03/2023	CREDIT CARD PURCHASE APC AUTOMATION PTY LTD MOORABBIN		35.80 DR		35.80 DR
30/03/2023	CREDIT CARD PURCHASE DPLH - LANDS PERTH		6.30 DR		6.30 DR

Transaction History Report (Continued)**Account details**

Account name
XXXXXXXXX
Account number
4336-XXXX-XXXX-7457
Currency
AUD

Account balance summary

Opening balance: 0.00 CR
Total credits: 0.00 CR
Total debits: 2,545.77 DR
Closing balance: 0.00 CR

Date from: 01 March 2023
Date to: 31 March 2023

Transaction details

Date	Narrative	Reference number	Debit amount	Credit amount	EOD balance
06/03/2023	CREDIT CARD PURCHASE VIRGIN AUSTR7954403732860BRISB ANE		8.67 DR		
06/03/2023	CREDIT CARD PURCHASE VIRGIN AUSTR7954403737735BRISB ANE		8.67 DR		
06/03/2023	CREDIT CARD PURCHASE VIRGIN AUSTR7952184785643BRISB ANE		894.00 DR		
06/03/2023	CREDIT CARD PURCHASE VIRGIN AUSTR7952184793082BRISB ANE		894.00 DR		1,805.34 DR
08/03/2023	CREDIT CARD PURCHASE WHENIWORK.COM WHENIWORK.COMMN		622.27 DR		622.27 DR
10/03/2023	CREDIT CARD PURCHASE EMAILMEFORM LLC 6502906688 CA		15.15 DR		15.15 DR
15/03/2023	CREDIT CARD PURCHASE SMP*Chef Bistro South Hedland		6.61 DR		6.61 DR
30/03/2023	CREDIT CARD PURCHASE COLES 0385 SOUTH HEDLAND		96.40 DR		96.40 DR

Transaction History Report (Continued)**Account details**

Account name
XXXXXXXXX
Account number
4336-XXXX-XXXX-7440
Currency
AUD

Account balance summary

Opening balance: 0.00 CR
Total credits: 0.00 CR
Total debits: 3,002.82 DR
Closing balance: 0.00 CR

Date from: 01 March 2023
Date to: 31 March 2023

Transaction details

Date	Narrative	Reference number	Debit amount	Credit amount	EOD balance
28/03/2023	CREDIT CARD PURCHASE VIRGIN AUSTR7954404183984BRISB ANE		28.85 DR		
28/03/2023	CREDIT CARD PURCHASE VIRGIN AUSTR7952185497431BRISB ANE		2,973.97 DR		3,002.82 DR

Transaction History Report (Continued)**Account details**

Account name
XXXXXXXXX
Account number
4336-XXXX-XXXX-0004
Currency
AUD

Account balance summary

Opening balance: 0.00 CR
Total credits: 745.00 CR
Total debits: 9,042.01 DR
Closing balance: 0.00 CR

Date from: 01 March 2023
Date to: 31 March 2023

Transaction details

Date	Narrative	Reference number	Debit amount	Credit amount	EOD balance
01/03/2023	CREDIT CARD PURCHASE OFFICEWORKS BENTLEIGH EAS		1,127.95 DR		1,127.95 DR
02/03/2023	CREDIT CARD REFUND DJI TECHNOLOGY AUSTRALIA Keysborough			745.00 CR	745.00 CR
06/03/2023	CREDIT CARD PURCHASE DJI TECHNOLOGY AUSTRALIA Keysborough		2,610.00 DR		2,610.00 DR
10/03/2023	CREDIT CARD PURCHASE AMAZON AU SYDNEY SOUTH		37.47 DR		37.47 DR
15/03/2023	CREDIT CARD PURCHASE Parks and Leisure Aust Norwood		660.00 DR		660.00 DR
17/03/2023	CREDIT CARD PURCHASE QANTAS AIRW MASCOT		492.03 DR		
17/03/2023	CREDIT CARD PURCHASE QANTAS AIRW MASCOT		1,190.64 DR		
17/03/2023	CREDIT CARD PURCHASE QANTAS AIRW MASCOT		1,508.24 DR		3,190.91 DR
20/03/2023	CREDIT CARD PURCHASE EUROPCAR PREPAID TULLAMARINE		802.13 DR		802.13 DR
21/03/2023	CREDIT CARD PURCHASE Holiday Inn WestPER PL Perth		50.75 DR		50.75 DR
23/03/2023	CREDIT CARD PURCHASE QANTAS AIRW MASCOT		549.90 DR		549.90 DR
31/03/2023	CREDIT CARD PURCHASE SQ *IN GOOD HANDS Mount Hawthor		12.90 DR		12.90 DR

End of report

Evaluation of the Town of Port Hedland Community Safety Plan (2019-2022)

May 2023

Independent evaluation completed by

Associate Professor Joe Clare

PhD MCCJ BCogSci(Hons1st)



Acknowledgements and Caveats

The author would like to acknowledge the Kariyarra, Ngarla, and Nyamal people as the Traditional Custodians of the Port Hedland lands, to recognise their strength and resilience and to pay respects to their Elders past, present, and emerging. This respect is extended to all Aboriginal and Torres Strait Islander people of the local community, whose rich cultures and continuing connection to land and waters are recognised.

The author would also like to acknowledge the Courts and Tribunal Services, Western Australian Department of Justice, for the provision of a bespoke extract of court data for this evaluation. The author would also like to acknowledge the excellent work done by Sofia Basso Betancourt in developing the map-and-gap service provision data for this report.

General disclaimers about the results and recommendations presented within this report: (1) this report cannot be considered as either endorsed by or an expression of the policies/views of the government departments whose data has been summarised within; and (2) any errors of omission or commission included within this report are not the responsibility of any other party.

Contents

Evaluation background, scope, and approach.....	1
Review of the CSP	2
Limitations of the previous approach	2
Lack of detail relating to successes and relevance of the governance structure	2
Necessary change	2
Community profile of the Town.....	4
Insight available from local crime and safety data	5
WA Police data trends.....	5
South Hedland Court data trends	7
Victimisation survey data.....	8
Survey respondents	8
Crime and safety in Hedland.....	8
Confidence and awareness of local support services	9
Survey suggestions for ways the Town respond to the biggest safety issue.....	10
Other relevant data sources	10
Summarising local support service capacity	12
Structuring the summary response	12
High-level NGO support service summary	12
Children and youth support services summary	14
Law and justice support services summary	16
Employment support services summary	17
Health support services summary	18
Other community support services summary	19
Known unknowns from the map-and-gap process: links to a new problem-focused response	21
Recommendations for change	22
Important things to know about crime and criminality.....	22
POP: an evidence-based framework for targeted prevention.....	23
Scanning: being specific about the problem.....	24
Analysing the problem	25
Responding to the problem in a novel, targeted way	25
Assessing the effectiveness of the intervention	25
How POP could work for the Town in practice.....	27

Additional free resources.....	28
References	30

Evaluation background, scope, and approach

The Town of Port Hedland (the Town) is committed to tackling core social issues, investing in prevention frameworks and understands that community safety is everyone's responsibility whereby, effective collaboration is required to achieve a pro-social outcome. The Town engaged the University of Western Australia (UWA) to independently evaluate the *Community Safety Plan (2019-2022)* (the CSP), assess the local situation, and scope local service provision. The evaluation involved:

1. Reviewing the CSP;
2. Developing a community profile of the Town region;
3. Researching local crime statistics from the Town; and
4. Reviewing local support service capacity.

This review was undertaken as a consultancy project by UWA, meaning that no research ethics were required from the University. This evaluation was primarily desk-top focused, with no data collection undertaken directly by UWA, and all data that was reviewed being either public, aggregated, or deidentified.

Some caveats about the scope of this work to note:

1. Reoffending/recidivism was not examined in this review.
2. Offender profiles were not examined in this review.
3. Small sample sizes influence the power of analysis, which limits the strength of any conclusions drawn.
4. Imperfect metrics may limit the extent to which any specific program goals can be measured and evaluated.
5. There is no direct control group with which to compare any of the Town's data trends with.
6. The consultant lacks the expertise to evaluate the cultural appropriateness/cultural safety of any programs and such an evaluation would need to be undertaken by an Aboriginal consultant with such expertise.

Review of the CSP

This evaluation component summarises the review of the CSP with respect to: (a) successes of the previously outlined initiatives, (b) contemporary relevance of the CSP focus; (c) success/failures of the governance group (including the extent to which the structure has changed in the CSP guidelines); and (d) lessons learnt and required changes to ensure future success. In response to these objectives, the remainder of this section examines limitations with the previous approach, comments on the lack of available detail relating to the success of any activity resulting from the previous plan and the lack of clarity about the role of played by the governance group¹ since 2018, and identifies some necessary changes moving forwards.

Limitations of the previous approach

The “Focus areas, outcomes and strategies” section breaks time into three phases. Phase 1, the Foundational Phase, is proposed to extend from 2019 to 2022. Phase 2, the Implementation Phase, was scheduled to go from 2023-2026. Finally, Phase 3, the Success Phase, is proposed to go from 2027 to 2030.

Following this, the goals for Phase 1 (2019-22) are outlined. Based on the conclusion of this review, it is not worth critiquing each of these goals in depth. Overall, the goals are long term and not always within the reach of the local government authority (e.g., “1.1 (Target Goal) By 2030, each family in Hedland will be equipped and supported to raise children who are healthy, thriving, and ready to learn”). Aspects of the goals are also unrealistic, such as “2.2 (Target Goal) By 2030, community feel safe accessing public spaces and facilities at all time during the day/night.” In other cases, it is unclear exactly what the goal is attempting to achieve (e.g., “3.1 (Target Goal) By 2030, support the delivery of a whole of local government youth engagement mechanism that brings together young people in Hedland to share their ideas and insights into policy and programs with the funding bodies and service providers”).

Lack of detail relating to successes and relevance of the governance structure

The Decision Making Framework within the previous plan uses lots of catchy wording, but there is a lack of clarity about how things like “Evaluating models for previous approaches” (2.v), “Evidence-based practice” (3.iv), and “Review and evaluation of timeframes and KPS’s” (4.ii) would be operationalised.

Overall, based on the reviewed evidence, it is unclear what progress has been made on the previous goals. It is also unclear where the previously established governance structure sits moving forward.

Necessary change

The local government needs to become a facilitator for the implementation of the problem-focused approach outlined later in the document (see the *Recommendations for change* section (p.22), below).

¹ With this label being applied broadly to incorporate both the Hedland Community Safety Action Group and the Hedland Community Safety Advisory Forum.

Goals need to relate to problems. Strategies put in place need to be linked to fixing the identified problems. There needs to be metrics connected to the process and impact of any changes that are being put in place. It also needs to be clear what success would look like with respect to each problem. Indicators like “Hedland School enrolment numbers” and “Hedland School non-attendance” (both of which were proposed indicators for Goal 1.1, previous plan) do not meet these requirements. At a high-level, this review is recommending the Town adopt a problem-focused approach that targets the most significant two or three issues in the Town, identifying:

- What you need to know before acting?
- Who are the key players in a partnership-based response (with the *Community profile of the Town* section of this report (p.4) acting as a basis for identifying appropriate and relevant partners)?
- What are you planning to do (process, along with metrics)?
- What would success look like (impact, along with metrics)?
- What are the barriers to successful implementation? and
- What are your strategies for sustainability?

Some of the targets are relevant for this type of approach, although the timelines of target goals are not useful – e.g., “2.1. By 2030, Hedland has pride in their street space and strong communication levels with their neighbours.” Actions related to this include:

- Piloting a co-designed and evidence-based neighbourhood watch or block program for high-problem streets; and
- Assess the s152 Liquor Restricted Premises outcomes by identifying effectiveness of strategy.

Also “2.2. By 2030, community feel safe accessing public spaces and facilities at all times during the day/night.” Actions within this relate to ‘hot spot’ locations, a community patrol services, reducing/preventing alcohol-related harm, and ‘complet(ing) population approaches with targeted programs that are culturally-secure and/or meet the needs of people at greater risk of experiencing alcohol-related harm or who are particularly vulnerable to the harmful effects of alcohol use.”

Avoid committing to interventions (such as Men’s Sheds, a proposed action for Target Goal 3.3 in the previous Community Safety Plan) without clear mechanisms connecting the intervention to the problem you are trying to address.

Community profile of the Town

The consultants were asked to develop a community profile of the Town region by identifying the socio-economic profile, including (a) diversity in age; (b) ethnicity; (c) employment status; (d) disabilities; (e) family structure; (g) education and housing characteristics; and (g) transiency of population from other areas. Prior to summarising this data, it is worth mentioning that several recent similar profiles have been developed, including in the *Community Development Plan, 2022-2027* and the *Youth Development Plan, 2022-2025*.

With respect to the specific characteristics of interest for this report, Table 1 summarises these main points.²

Table 1. Selected Census variables from the 2021 Census comparing the Town of Port Hedland (ToPH), WA, and Australia

Census variable 2021	ToPH	WA	Australia
Median age	32	38	38
ATSI population	18.6%	3.3%	3.2%
Households renting	66.7%	27.3%	30.6%
Households mortgage	17.4%	40.0%	35.0%
University qualification	12.8%	23.8%	26.3%
Unemployment	3.5%	5.1%	5.1%
One parent families	14.3%	15.1%	15.9%
Households – 5 or more people	15.7%	12.5%	10.7%
Unoccupied private dwellings	23.6%	10.9%	10.1%
Completed Year 12 or equivalent	58.2%	66.4%	66.7%
SEIFA disadvantage (2016)	1,019	1,015	1,002
Median weekly household income	\$2,865	\$1,815	\$1,746
Place of residence 1 year ago not ToPH	10.5%	0.9%	–

Consistent with the discussion in other recently developed profiles, and as discussed in the previous review of this data (based on 2016 Census results), there are at least two stories captured by this information. On the one-hand, the Town is an affluent area, with a high SEIFA disadvantage score³, low unemployment, and a disproportionate number of residents with a high median weekly household income. On the other hand, this is an area with a high ATSI population (5.6 times greater than WA generally), high levels of rentals (2.4 times greater than WA), high levels of households with 5 or more people (1.3 times the region), a highly transient population with over 10% of residents having not lived in the Town 12 months prior to Census participation, a lower rate of a minimum Year 12 educational level relative to WA broadly, and 3 of 14 SEIFA Zones within the Town (in 2016) scored within the lowest band for that metric (0-499).

² Australian Bureau of Statistics (ABS) 2021 data, unless otherwise stated, extracted from the *Quick Stats* portal (<https://abs.gov.au/census/find-census-data/quickstats/2021/LGA57280>)

³ The SEIFA Index of Disadvantage measures the relative level of socio-economic disadvantage based on a range of Census characteristics. The index is derived from attributes that reflect disadvantage such as low income, low educational attainment, high unemployment, and jobs in relatively unskilled occupations. A higher score on the index means a lower level of disadvantage. A lower score on the index means a higher level of disadvantage.

Insight available from local crime and safety data

The consultants were asked to review available local data to identify trends relating to: (a) police data; (b) court data; (c) victimisation survey data; and (d) 'other' relevant data sources.

WA Police data trends

Table 2 draws on the WAPF Crime Statistics Portal⁴ data to demonstrate the relative rates of a range of selected offences in the Census years 2016 and 2021 (using financial year data for 2015-16 and 2021-22, respectively). Looking at the 2021-22 columns within the WA, Port Hedland, and South Hedland sections of Table 2 it is possible to identify some important crime trends. Although COVID-19 influenced crime rates everywhere lockdowns occurred and people spent more time at home (e.g., Ashby, 2021), relative changes between these three geographical areas are still meaningful.

The 2021-22 rates⁵ of recorded selected offences in Port Hedland are comparable to or lower than the patterns for the whole of WA for all offences except for threatening behaviour (non-family) (with a rate 1.6 times greater than WA).

In comparison, 2021-22 rates⁶ of recorded selected offences in South Hedland show a very different crime profile. First, it is important to note that although the South Hedland population and number of dwellings exceed Port Hedland by factors of 2.6 and 2.1, respectively, the volume of recorded crime in South Hedland is 6.9 times greater than in Port Hedland. Relative to the rest of WA, South Hedland recorded higher rates of all selected offences (with the exception of fraud), with rate ratios as follows:

• Sexual offences	1.4 times greater	• Threats (family)	5.3 times greater
• Assault (family)	6.7 times greater	• Threats (non-family)	2.5 times greater
• Assault (non-family)	3.2 times greater	• Deprivation of liberty	2.0 times greater
• Robbery	1.4 times greater	• Burglary (dwelling)	4.0 times greater
• Stealing MV	3.8 times greater	• Property damage	3.5 times greater
• Stealing	1.4 times greater	• Drug offences	3.3 times greater
• Graffiti	2.5 times greater	• Breach VRO	4.6 times greater

In terms of prioritising these offence categories within the two geographic areas, 24% of the Port Headland offences in 2021-22 involved stealing, with the next most prevalent offence types being property damage (14%), non-dwelling burglary (14%), and stealing of motor vehicles (13%).

In comparison, in South Hedland, assault (family) comprised 22% of the recorded crime in 2021-22, with property damage (15%), stealing (13%), dwelling burglary (9%), and drug offences (9%).

⁴ <https://www.police.wa.gov.au/Crime/CrimeStatistics/#/>

⁵ Population estimates were drawn from <https://abs.gov.au/census/find-census-data/quickstats/2021/510021269> using SA2 areas to proxy the population for people and residential dwellings.

⁶ Population estimates were drawn from <https://abs.gov.au/census/find-census-data/quickstats/2021/510021270> using SA2 areas to proxy the population for people and residential dwellings.

Table 2. Selected data for WA, Port Hedland, and South Hedland relating to population, housing, and police recorded crime (as rates per 100,000 people or percentage) from 2015-16, 2021-22, and the percentage change between these time periods

Data	WA			Port Hedland			South Hedland		
	2015-16	2021-22	% change	2015-16	2021-22	% change	2015-16	2021-22	% change
People (million)	2.47	2.66	8%	4,393	4,253	-3%	9,375	11,046	18%
Private dwellings (million)	1.07	1.15	7%	2,011	2,466	23%	3,725	5,230	40%
Homicide (per 100,000 people)	3.8	3.1	-18%	0.0	0.0	—	0.0	0.0	—
Sexual Offences (per 100,000 people)	233.7	263.9	13%	159.3	164.6	3%	202.7	362.1	79%
Assault (Family) (per 100,000 people)	836.9	916.5	10%	1,024.4	728.9	-29%	2,389.3	6,101.8	155%
Assault (Non-Family) (per 100,000 people)	482.9	533.9	11%	455.3	517.3	14%	1,109.3	1,729.1	56%
Threatening Behaviour (Family) (per 100,000)	111.5	146.0	31%	113.8	94.1	-17%	309.3	769.5	149%
Threatening Behaviour (Non-Family) (/100,000)	134.9	128.5	-5%	22.8	211.6	830%	234.7	325.9	39%
Deprivation of Liberty (per 100,000 people)	11.3	9.1	-20%	22.8	1.0	-96%	74.7	18.1	-76%
Robbery (per 100,000 people)	55.3	51.0	-8%	0.0	0.0	—	42.7	72.4	70%
Dwelling Burglary (% properties)	2.6%	1.4%	-49%	1.4%	1.5%	5%	6.6%	5.4%	-18%
Stealing of Motor Vehicle (% properties)	0.8%	0.6%	-32%	1.1%	0.0%	104%	1.6%	2.1%	36%
Property Damage (% properties)	3.4%	2.4%	-30%	1.9%	2.2%	33%	11.9%	8.5%	-29%
Stealing (per 100,000 people)	3,755.0	2,515.0	-33%	3,004.8	2,492.4	-17%	6,314.7	3,530.7	-44%
Drug Offences (per 100,000 people)	1,369.0	745.0	-46%	364.2	470.3	29%	1,994.7	2,444.3	23%
Graffiti (% properties)	0.2%	0.2%	-9%	0.0%	0.0%	—	0.2%	0.5%	90%
Fraud & Related Offences (per 100,000 people)	914.6	1,106.4	21%	1,024.4	47.0	-95%	2,250.7	1,032.0	-54%
Breach of VRO (per 100,000 people)	449.5	438.0	-3%	728.4	305.7	-58%	1,290.7	2,018.8	56%

Note: Population and housing data extracted from the ABS census data, using SA2 geographic regions for Port and South Hedland.

Figure 1 shows longitudinal trends in selected offences recorded by WAPF, with separate trends for WA (solid black line), regional WA (broken black line), Port Hedland (solid red line), and South Hedland (solid green line). These trends are indexed to the first year in the series (2013-14) with relative changes to that year. Between the two most recent Census collections, ABS population estimates indicate WA's population increased by 7.7%, from 2.47 million in 2016 to 2.66 million in 2021. It is clear from Figure 1 that police recorded crime in Port Hedland fluctuated and then generally remained lower than 2013-14 levels. In contrast, South Hedland crime levels have been consistently higher than the index year for the whole period of interest.

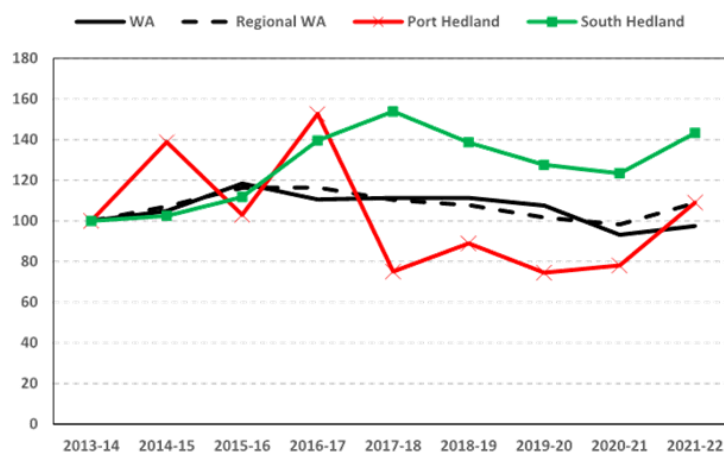


Figure 1. WAPOL total selected offence crime counts for WA, regional WA, Port Hedland, and South Hedland, indexed to 2009-10 counts

It is important to identify a number of limitations associated with public police recorded crime figures. Criminological research in other contexts talks to the importance of understanding: (a) other crime types, not included in these police selected offences, (b) sub-categories within crime types (for example, divisions within 'fraud' and 'drug offences' that might give insight into meaningful, distinct crime problems); (c) geographical and temporal specificity of crime (the 'where' and 'when' questions); (d) the frequency of repeats – both offending and victimisation (and here victims both as people and places); and (e) the influence of proactive police work and targeted operations on what is recorded by police. Future local analysis would benefit from addressing all of these limitations. The importance of these points will be restated in *Recommendations for change* section (p.22).

South Hedland Court data trends

The Courts and Tribunal Services, Western Australian Department of Justice, created a bespoke extract for the purposes of this report. Verbatim caveats connected to this data are:

The purpose of this report is to provide information about the work carried out by the South Hedland Courthouse. A number of different statistics have been included that illustrate different aspects of the criminal court process. Care must be taken interpreting these statistics. It is NOT possible to

compare one indicator with another as the methods of counting are not aligned.

Separate counting rules that best illustrate the work of the court are utilised for each statistics. Please read the counting rules on each page to help interpret the data.

This report was produced on 18 October 2022. Any variances between figures in this report and other publications may be due to differences in the date the report was produced, and the Department's commitment to the continual maintenance and improvement of data capture and storage.

High-level results demonstrated the following trends:

- Criminal case lodgements declined by 5.4% between 2017-18 and 2021-22, down from 1,566 cases; and
- In 2021-22, of the 1,644 cases finalised in the Court, less than 1% were adjudicated guilty by the Court, in 65% of cases the defendant plead guilty, in 25% of cases the an ex-parte guilty verdict was reached, and 2.4% of cases were withdrawn by the prosecution.

Victimisation survey data

This section summarises the main findings from the *Hedland Community Health and Safety Survey 2022*.

Survey respondents

Survey results should be interpreted with caution given differences between the sample and the overall population in the area. Census data gives a profile for the Town that is 52.5% male, 45.2% aged 35 years and over, 70.4% that reside in South Hedland, and 32.3% that had moved to the Town between 2016 and 2021. In comparison, the sample (n = 137) was almost 72% female, 68% aged over 35 years, 58% resided in South Hedland, and 42% had lived in the Town 5 years or less.

Crime and safety in Hedland

Table 3 provides a dichotomous summary of response to the crime and safety questions asked in the survey. Just under 70% of respondents indicated they had felt unsafe at some stage in the Town during the previous 12 months. Despite this, there was an even distribution of respondents who agreed/disagreed that they felt safe living in Hedland. Respondents overwhelmingly indicated they felt the level of crime in Hedland was high and were much more likely to indicate unsupervised youth, burglary, damage, and anti-social behaviour were occurring daily.

Respondents were asked if they had had any experiences in the Town that made them feel unsafe. This was a free-text response. Almost 40% of respondents indicated they had encountered antisocial behaviour, problematic alcohol consumption, and violence, in and around the South Hedland shopping centre. Other frequently mentioned experiences related to stolen cars, general feelings of concern when being out after dark in South Hedland, general antisocial behaviour, and youth roaming the streets after dark.

Table 3. Dichotomous summary responses and ratios for the crime and safety questions

Crime and safety questions	Dichotomous responses		Ratio
	Strongly agree/ Agree	Strongly disagree/ Disagree	
I feel safe living in Hedland	40.9	43.3	0.95
The crime rate in the Town is low	2.2	93.5	0.02
The crime rate in the Town is lower than surrounding local districts	2.9	70.3	0.04
The crime rate in the Town has decreased in the past 12 months	6.5	79.7	0.08
	Never/ not often	Happens daily	
How often – unsupervised children	10.9	76.1	0.14
How often - burglary	19.6	44.2	0.44
How often - violence/family violence	28.9	25.9	1.11
How often - damage	13.8	50.7	0.27
How often - anti-social behaviour	20.3	55.8	0.36

Table 4 shows the 12-month crime victimisation prevalence estimates for four broad level categories of crimes. Unlike previous iterations of this survey, reporting rates were not captured so cannot be analysed. Given the non-random, non-representative nature of the sample involved, victimisation experiences were frequent: 32% of the sample had experienced burglary, 32% experienced car crime, 33% experienced property damage, and 18% experienced violence. For context when interpreting these findings, representative victimisation sampling undertaken by the ABS found victimisation rates to be much lower in the whole population: estimated at 2.0% for burglary and attempted burglary, 0.6% for car theft, 2.4% for theft from cars, 3.8% for property damage, and 1.9% for assaults (ABS, 2023).

Table 4. 12-month crime victimisation prevalence (%)

Victimisation questions	No	Yes
12 month victimisation - burglary	43.9	31.8
12 month victimisation - car crime	45.2	31.7
12 month victimisation - property damage	45.2	32.7
12 month victimisation - violence	60.9	18.1

Confidence and awareness of local support services

Respondents were also asked about their confidence and awareness relating to a range of locally-available support services. The responses to these questions are summarised in Table 5. These responses indicate mixed awareness of services, with roughly one-third to almost one-half (across questions) of respondents indicating they did not feel confident they were aware of each of the different service options in the Town. This is particularly noteworthy, given the non-random, self-

selected nature of the sample, which is arguably more likely to have been completed by highly engaged members of the community.

Table 5. Summary responses relating to confidence and awareness of local support services

Service awareness	Strongly agree/ agree	Strongly disagree/ disagree	Ratio
FDV services	35.5	31.9	1.1
AOD services	39.4	33.6	1.2
Mental health services	30.4	46.4	0.7
Parenting support	31.9	34.8	0.9
Youth and child support	26.8	44.9	0.6
Disability services	29.7	36.2	0.8
Health agencies	34.1	37.7	0.9
Non-life threatening assistance	24.6	43.5	0.6

Survey suggestions for ways the Town respond to the biggest safety issue

Respondents were asked to identify what they considered the number one most important community safety issue in the town to be. The most frequently selected responses were: anti-social behaviour (18%), unsafe streets and open spaces (14%), burglary (10%), and FDV (9%).

Respondents were also asked questions about what they felt the most important things the Town of Port Hedland could do to address these single most important community safety issues. This was a free-text, open-response questions. The most frequently raised themes that emerged from the responses related to:

- Tougher justice responses;
- Increasing the use of police patrols, ranger activity, and community patrols (including calls for increased use of powers like move-on notices and introduction of new powers like curfews);
- Implementing new culturally appropriate programs to address problem use of alcohol (including public drunkenness) and drug use (including drug dealing);
- Creating safe places for women/children (including safe spaces at night for youth) and generating additional services for young people; and
- Improving education and support services (including cohesion between service providers) for at-risk community members.

Other relevant data sources

Other relevant data sources and research were considered for the purposes of this report. These are briefly reviewed here.

First, *Snap-Send-Solve* data was examined but did not add value in its current format. Moving forward (and as part of the problem-focused approach, outlined below), it is suggested that this data source be enhanced, as it could be a useful part of a local reporting process that alerts the local government to emerging issues.

Second, the Markyt Community Scorecard (2021) prepared by CATALYSE Pty Ltd was reviewed. This benchmarking exercise was responded to by 1,055 community members. Complementing the main findings from the local community safety survey (summarised, above), the Community Scorecard identified:

- The Town was perceived to be below the industry average for vision, liveability, governance, and rates value;
- Crime and safety-relevant priority areas respondents perceived needed improvement were:
 - a. Community safety and crime prevention;
 - b. Children and family services, including childcare;
 - c. Housing;
 - d. Youth services and facilities;
 - e. Health and community services;
 - f. Sport and recreation facilities and services; and
 - g. Town centre development and activation.
- Community safety and crime prevention challenges were perceived to be:
 - a. High crime rates;
 - b. Disengaged youth; and
 - c. Racial tension.
- Community-based proposed for actions that respondents thought would help with the disengaged youth included:
 - a. New programs/activities to engage youth;
 - b. Safe spaces for youth to use;
 - c. Youth mentoring program; and
 - d. Youth hostel with support services.

Third, the *Community Development Plan 2022-2027* was reviewed for relevant information to the objectives of this report. Themes of relevance that emerged from the 'Hedland Huddle' dialogue process included:

- Reducing crime, vandalism, drugs, graffiti, litter, bullying, and online harassment.
- Encouraging effective collaboration, coordination, and networking among service providers.
- Maintaining and expanding recreational and self-development opportunities for children and young people.
- Improving secondary and tertiary education options and post school pathways.

The *Community Development Plan 2022-2027* also details a number of community strategies that have direct relevance to crime and safety in the community. Rather than list these all here, it is advised that these strategies are considered when the targeted, prevention goals that will follow from this review are being developed. The details for how to develop these targeted goals is discussed in the *Recommendations for change* section (p.22).

Summarising local support service capacity

The consultants were asked to review local support service capacity and compare with the 2018-19 review, incorporating health and safety intervention programs in the community. The review was to cover services related to: (a) alcohol and other drugs; (b) domestic violence; (c) youth; (d) early intervention; (e) women/men specifically; (f) education and employment; (g) health and emergency intervention; (h) homelessness; (i) corrections; (j) child safety and family support; and (l) mental health. The purpose of this *map-and-gap* review was to determine the limitations of current service levels to address the needs of at-risk people. With this focus, the review was to consider factors such as:

- Funding streams from private, local, State, or federal government;
- Number of intakes/admissions/referrals to services from 2019-2021, outlining major identified issues (if possible);
- The types of referrals, i.e., walk-ins, self-referrals, outreach, court, age provision for programs, etc.;
- Successful completion of programs;
- Risk level of certainty of funding (low, medium, and high); and
- Risk register of State Government funding cuts in the Town's region, with potential implications for gaps in service provisions.

Structuring the summary response

An attempt was made to structure the review into an old and new section this was ineffective (and got very repetitive) because (a) there are not many new agencies that have commenced since the 2018-19 review, and (b) most of the new programs are being delivered by the existing. The remainder of this section within the body of the report provides an overview of the non-government organisation (NGO) support services in the Town. Following this, summaries are provided for services operating within: (a) children and youth support; (b) law and justice support; (c) employment services; (d) health support; and (e) other community support.

High-level NGO support service summary

Since the 2019 map and gap analysis, an additional eight NGO's have been identified, totalling to 50 NGO's providing support services in the Hedland region. The 49 NGO's were divided into five categories (note that certain NGOs were allocated into more than category).

- Children and Youth support services (16 NGOs);
- Law and Justice support services (7 NGOs);
- Employment support services (8 NGOs);
- Health support services (20 NGOs); and
- Other Community support services (12 NGOs).

Across the 49 NGOs, performance indicators were commonly measured by the number of clients reached, number of participants in programs, the number of hours of support provided and the amount of programs/services available to people. It is of note that majority of organisations failed to maintain or implement explicit KPI measures for the programs/services, and if they did, it typically

was difficult to access or challenging to find Hedland-based data. Generally, organisations seem to be most concerned with the number of clients/participants they can reach. From the 50 NGO's, only five organisations presented explicit KPI and data measurements to assess. The majority of the KPI measurements were achieved, and failure to do so was largely attributed to COVID-19 related disruptions, higher cost allocation to particular services, funding cuts, low staff rates, as well as individualised factors related to case type.

Funding sources among the organisation included State and Federal Government grants, fee-for-service, corporate and organisational funding, investments, donations, fundraising and provision of services. Of interest, the majority of relied upon funding is primarily sourced through State and Federal Government grants. Below is a further indicator of the major sources of funding:

- Corporate and organisational funding (Hedland Collective);
- Fee-for funding services (Child Australia, Thriving Futures);
- Government grants (AAC, AFLS, ALSWA, Bloodwood Tree, Centrecare, EdConnect, EON Foundation, EPIC, Foodbank WA, Headspace Pilbara, Hedland Well Women's Centre, Hedland Women's Refuge, Helping Minds, HOPE Community Services, Legal Aid WA, Lifestyle Solutions, Mackillop Family Services, Mission Australia, Ngala, Pilbara Community Services Ltd (PCLS), PMMRAC, the Polly Farmer Foundation, Relationships Australia, Shooting Stars, WACOSS, WMAHS, WMPALC, Yaandina Turner River Rehabilitation Facility, YIC, YMAC, YMCA WA);
- Investments (IBN);
- Land use funds (GAC);
- Provision of services (One Tree Services, Pilbara For Purpose, Rose Nowers, Royal Life Saving Australia); and
- Public grants (Telethon Kids Institute).

Generally, information on referral sources and how clients come in contact with programs/services is limited. From what is available, three organisations have explicit referral sources. Clients are typically taken in on a self-referral basis, or referral by local services. This also includes referral sources from Courts, Sheriffs Community Development Officers, Work and Development Permit Scheme and Juvenile Justice Team. However, identifying a clear referral process across all organisations is not possible with the limited data available.

As similarly reported in 2019, there continues to be a lack of impact information and data related to the Hedland region. What can be understood is indicated below:

- Children and Youth Support Services – An average of 3,456 families and children were involved/graduated from programs, services, and activities related parenting and childhood;
- Law and Justice Support Services – There was limited numerical data to average across the organisations, especially considering the range of services provided. However, what is available is a percentage of Hedland residents had family law related matters and accessed property allocations;
- Employment Support Services – An average of 1,868 individuals sought employment and pre-employment programs and services in the Hedland region;

-
- Health Support Services – Mental health and drug and alcohol services continue to be the most accessed support systems in the Hedland region. This is consistent among youth and adults; and
 - Other Community Support Services – One service provider delivered majority of services related to gaining a license, meal programs, and home ownership programs. Overall, homelessness services and home ownership services were most accessed across organisations.

Overall issues that were identified as impacting access to services, as well as business operations are indicated below. Undoubtedly, many issues arose during the COVID-19 pandemic, with ongoing implications including:

- Declining workforce availability/staff shortages;
- Decrease in client intake;
- Modifying services, transitioning to online delivery and/or providing additional resources to the community;
- Funding implications, including the addition of a COVID-19 incentive payment, or a decline in overall revenue; and
- Programs or services ceasing to operate for a period of time.

Children and youth support services summary

As previously reported in the 2019 map and gap analysis, the 17 children and youth support service organisations can be split into six categories;

1. Early learning centres and childcare (YMCA WA, One Tree Services, Rose Nowers Early Learning Centre, Julyardi Aboriginal Corporation);
2. Parenting support services (Child Australia, EPIC, GAC, Ngala, Julyardi Aboriginal Corporation);
3. Child and adolescent education support and social wellbeing programs (EdConnect, Foodbank WA, V Swans, Shooting Stars, Polly Farmer Foundation);
4. Generalised youth support services, including youth justice system diversionary programs, employment and homelessness support (Mackillop Family Services, Youth Involvement Council Inc, Julyardi Aboriginal Corporation);
5. Youth justice system (HOPE Community Services); and
6. Advocacy organisations that oversee the Hedland Early Years Network, builds connections between NGOs in the community services sector, and strengthens the capacity of NGOs to provide quality support services (WACOSS).

The new programs and agencies identified are listed below:

- i. Foodbank WA – Fuel Your Future Program
- ii. Ngala – Growing Strong Brains Program
- iii. One Tree Services – South Hedland Children’s Services
- iv. Polly Farmer Foundation – Follow the Dream Program
- v. Shooting Stars – Art with the Stars
- vi. YMCA WA – Play in the Park
- vii. YMCA WA – Port Hedland Early Learning centre

-
- viii. YMCA WA – In Home Childcare Program
 - ix. YMCA WA – Girl Guides WA Program
 - x. YIC – Mungka Maya
 - xi. Julyardi Aboriginal Corporation – Target 120
 - xii. Julyardi Aboriginal Corporation – Connected Beginnings

Across all organisations, only two organisations in this section provide explicit performance measurement metrics. However, data to compare the relative success of these outcomes have not been released. It is therefore unclear to determine performance outcomes in these circumstances. More generally, most of the organisations typically measure performance outcomes through the program/services' impact on families and children, as well as the attendance rate, participants/people reached, completion of program/service and any ancillary outcomes (such as self-esteem and confidence levels).

The sixteen organisations offering children and youth support services typically receive funding from federal and state government grants, corporate and organisational funding, provision of services, donations and fee-for-services. Below is the relevant split of funding:

- Fee-for-service (Child Australia);
- Government funding (Ngala, EPIC, EdConnect, Foodbank WA, Mackillop Family Services, YIC, the Polly Farmer Foundation, Shooting Stars, HOPE Community Services, YMCA WA, WACOSS);
- Land use funds (GAC); and
- Provision of services (Rose Nowers, One Tree Services).

Since the previous analysis, a gap remains in agencies providing Hedland-based outcomes and data. Current data tends to reflect a national overview, State-focused, or 'Pilbara'/'regional' focus. Information that is available from the Hedland region between 2019-22 is below:

- Between 2021-22, Child Australia's HIPPY program saw 30 children involved with the program, 12 families graduate and 10 families attend regular meetings.
- During the Cyclone Damian recovery, Child Australia's WPMCS program reached over 59 children and families in a pop-up classroom in South Hedland, and provided over 500 educational packs to remote and local families.
- In 2019, YMCA WA's CPC reported that 100% of parents had an increased knowledge on how to nurture and support their children.
- Between 2019-20, EPIC expended 0.13% of income into program expenses in the Hedland region.
- Between 2021-22, a number of resources were created to support the Pilbara programs including posters, aprons for kids featuring Indigenous artwork and recipe cards.
- Between 2021-22, 2,458 children and parents were supported through YMCA WA's South Hedland Child and Parent Centres, including 887 children and parents participating in the Play at the Park program in South Hedland.

Major issues identified by many organisations were presently caused by the COVID-19 pandemic. Interruptions had great impacts on the sustainability of agencies and programs, with key impacts including:

- Declining workforce availability/staff shortages;

-
- Restructuring of programs by transitioning to online activities and/or providing resources to impacted families/individuals;
 - Programs or services ceasing to operate for a period of time; and
 - Funding implications, including the addition of a COVID-19 incentive payment, or a decline in overall revenue.

Law and justice support services summary

Of the eight NGO's identified in providing law and justice support services in the Hedland region, the following categories can be assigned:

- Legal representation, legal support and community legal education services (Aboriginal Family Law Services, Aboriginal Legal Services WA, Legal Aid WA, PCLS);
- Legal representation and research for native title claims (YMAC);
- Support services to persons involved in the criminal justice system (Jurydi Aboriginal Corporation, Pilbara Community Services Ltd); and
- Crisis accommodation to victims of crime (Hedland Women's Refuge).

Two new organisations since the previous review are the Aboriginal Legal Service Western Australia and Jurydi Aboriginal Corporation.

Of the eight NGO's reported, one agency had consistent KPI measures implemented that can be assessed against previous reporting periods. Between 2019-21, this organisation reached all KPI's related to the number of people accessing legal services and information. In terms of Legal Aid assistance measures (financial outcomes), the organisation did not reach any of their KPI's between 2019-21. Reasons were attributed to case type, complexity of the matter, delays caused by COVID-19 disruptions, as well as higher cost allocation to particular services. The other seven NGO's assessed their measures primarily through client intake, matters heard, and status of the case.

The eight organisations offering law and justice support services typically receive funding from federal and state government grants, corporate and organisational funding, donations and provision of services. All eight organisations primary source of funding was government grants.

Information on service impact in the Hedland region continues to be limited. However, what is available is summarised below:

- In 2022-23, Aboriginal Family Legal Services' announced the Youth Engagement Program will expand to South Hedland.
- In 2021, 9% of the Aboriginal Family Legal Services' clientele were based in Port Hedland.
- In 2019, PCLS' Support and Tenant Education Program (STEP) funded by the Department of Communities ceased, and was replaced by the new Department of Communities THRIVE program delivered at Mission Australia.
- The AFLSWA 2021 Hedland client intake included 38 existing clients, 27 new clients and 15 repeat clients. Accordingly, 33% of matters were related to family law (2020-21: 35%) 13% to criminal injuries compensation (2020-21: 13%) and 26% to FVRO (2020-21: 30%).
- The AFLSWA Port Hedland office experienced high staff turnover, especially during July 2020 when no staff were working from the Port Hedland office.
- The PCLS NPAH allocations in Hedland are currently at capacity, with 10 allocated properties occupied.

-
- PCLS South Hedland office experiences an influx of client enquiries following the presentation giving by the Redress team, receiving five new clients between 2021-22.

Major issues identified by the agencies were typically associated with COVID-19 interruptions. This resulted in changes to how legal services were delivered between 2020-22. Changes included:

- Declining workforce availability/staff shortages;
- Decrease in client intake;
- Modifying services, transitioning to online delivery and/or providing additional resources to the community; and
- Funding implications, including the addition of a COVID-19 incentive payment, or a decline in overall revenue.

Employment support services summary

Of the eight NGOs identified that provide employment services, the following categories can be assigned to them:

- Employment support services to jobseekers in the Hedland community (Bloodwood Tree Association Inc., EPIC);
- Employment support services specifically to Aboriginal jobseekers in Hedland (Ashburton Aboriginal Corporation, IBN Group, KNAC, GAC); and
- Employment services aiming to broaden qualifications (Thriving Futures, Royal Life Saving Australia).

The new programs and their organisation are listed below:

1. Ashburton Aboriginal Corporation – Fishing Activity
2. Ashburton Aboriginal Corporation – Fortescue VTEC Program
3. Gumala Aboriginal Corporation – Skills Development Program
4. Royal Life Saving Australia – Talent Pool
5. Thriving Futures – Education Recognition Program
6. Thriving Futures – The Academy
7. Thriving Futures – Traineeship

Across the seven NGO's, no explicit KPI measures were implemented to assess program/organisational success. However, most organisations had general indicators that were consistently reported on. This included number of individuals reached through the program, number of hours spent in the program, participant outcomes and number of workshops delivered. The rest of the organisations generally accounted outcomes of the program, however these were unable to be assessed against previous reporting data.

The eight organisations offering employment services typically receive funding from federal and state government grants, corporate and organisational funding, fee-for-funding services, investments and income from services provided. The funding overview is indicated below:

- Fee-for-funding services (Thriving Futures);
- Government grants (Bloodwood Tree Association, EPIC, AAC);
- Investments (IBN);
- Land Use Funds (GAC); and

-
- Provision of services (Royal Life Saving Australia).

Information related to the Hedland region continues to be limited in breadth. However, available information has been summarised below:

- In 2020-21, 1,239 job seekers were registered in Port Hedland, with a total of 500 placements across Port Hedland and the Western Desert region through AAC.
- Between 2020-21, Bloodwood Tree created 16 Aboriginal youth career plans in collaboration with Hedland Senior High School.
- Between 2020-21, Bloodwood Tree collaborated with Hedland Senior High School to create career plans for 16 Aboriginal youth.
- 92 participants completed the Royal Life Saving WA program between 2021-22 (2020-21: 139).
- Port Hedland provided Thriving Futures' candidates with work placement.

Issues identified in accessing and delivering employment services arose particularly during the COVID-19 pandemic, however were relatively mitigated. Key issues included a decrease in participant intake/completion for particular programs, as well as a general decline in resources and services being provided.

Health support services summary

Of the twenty NGOs that provide other health support services in the Hedland region, the following categories can be assigned:

- Aged care support (Silver Chain);
- AoD support services and integrated mental health care (Bloodwood Tree, Hedland Well Women's Centre, HOPE Community Services, Mission Australia, Yaandina Turner River);
- Disability support services (EPIC, Lifestyle Solutions, Mackillop Family Services);
- Emergency health services (St John Ambulance WA);
- Health research services (Telethon Kids Institute);
- Integrated mental health and medical health support (Rural Health West, WMAHS);
- Mental health counselling and support services (Hedspice Pilbara, Relationships Australia, HelpingMinds);
- Planning and facilitating collaboration between health care providers (WAPHA); and
- Rehabilitation facilities (Communicare).

The new programs and their organisation are listed below:

1. Bloodwood Tree Association – South Hedland Welcome Centre Pilot
2. Communicare – Breathing Space
3. HOPE Community Services – Pilbara Community Alcohol and Drug Services
4. WMAHS – Better Health Program
5. Yaandina Turner River – Pilbara Integrated Drug & Alcohol Services

Across the twenty NGO's, only two organisations had explicit KPI's that were measurable from 2019. This included measuring factors such as the number of clients who were reached by the specific program/service, number of group education sessions attended and general outcomes to client confidence and self-esteem. The other organisations had consistent measures to assess performance

outcomes, most of which could be compared to previous data. However more generally, KPI-type data was limited by location (many organisations not having Hedland or WA data), breadth of data (arguably the lack of data) and access to data (where outcomes were not outdated).

The twenty organisations offering health services typically receive funding from federal and state government grants, corporate and organisational funding, fee-for- services, donations, fundraising, investments and income from services provided. However, majority is received through government grants (Bloodwood Tree, Communicare, EPIC, Headspace Pilbara, Hedland Well Women's Centre, Helping Minds, HOPE Community Services, Lifestyle Solutions, Mackillop Family Services, Mission Australia, Relationships Australia, WMAHS, Yaandina Turner River Rehabilitation Facility) and public grants (Telethon Kids Institute).

Impact on the Hedland region is still limited, however what is available is indicated below:

- Between 2019-20, EPIC invested 0.018% (2018-19: 0.007%) of funds into the respite costs in Hedland.
- In the 2020-21 reporting period, 62% of individuals claimed that the Hedland Well Women's Centre increased their knowledge and skills to address health challenges, with a total of 1,428 appointments (2019-20: 1,569). Overall, 2,881 women attended programs and/or events, with a total of 462 new clients. Distribution of services was funded into counselling programs (65.7%) with the most popular programs being Social Groups and Mums & Bubs (2019-20: Breast Health and International Women's Day).
- Between 2020-21, the Bloodwood Tree Sobering Up Centre had a total of 1,127 number of clients, and 186 people attending the soup kitchen then staying overnight at the sobering up centre. Bloodwood also noted that between 2021-22, 45% of clients reported improved mental health/emotional health status (2019-20: 46%) and 30% clients report improved confidence in being able to reduce or cease drug use at exit (2019-20: 34%). 48 clients were reached through Integrated Mental Health Services in 2021-22, with 104 clients accessing the North West Drug and Alcohol Support Program and Substance Use Program. From 2021-22, over 1,882 people used the Pilot Welcome Centre. In 2020-21, treatment support KPI's were issued to assess performance outcomes. This included total number of clients treated (2020-21: 136), percentage of clients reducing or ceasing primary drug use (2020-21: 31%), percentage of clients reporting improved physical health (2020-21: 60.5%).

Issues identified in accessing resources were related to COVID-19 disruptions, resulting in funding cuts/surplus. However, related outcomes resulted in higher rates of online services being utilised, such as crisis phone support and remote counselling options. Ultimately, measures were relatively consistent between 2019-22.

Other community support services summary

Of the twelve NGOs that provide other community support services in the Hedland region, the following categories can be assigned:

- Community service organisations and facilitating innovation, collaboration and growth (Pilbara For Purpose, WACOSS, Hedland Collective);
- Cultural support to Aboriginal people (EPIC, PMMRAC, WMPALC);

- Driver training, community patrol, homelessness support, and tenancy support services (Bloodwood Tree Association Inc);
- Financial assistance (GAC);
- Homelessness support (Centrecare);
- Nutrition and health (EON Foundation); and
- Swimming and water safety (Royal Life Saving Australia).

The new programs and their organisation are listed below:

1. Bloodwood Tree Association – Thrive Program
2. Bloodwood Tree Association – Mini Mart
3. Centrecare – Entrypoint Perth
4. GAC – Housing Support Program
5. Hedland Collective – Stronger Together Community Platform
6. PMMRAC – Mirnutharntu Maya
7. Royal Life Saving Australia – Cool Pool
8. WMPALC – Digital Innovate Hub

Across the thirteen NGO's, only one organisation had explicit KPI's that were measurable from 2019. For that service provider, referral numbers had decreased and people accessing programs across the board had decreased. Identified challenges to all of these services in 2021-22 included COVID-19 restrictions, flu cases spiking, and the process of re-establishing Justice Intervention Program staffing. Two of these organisations had consistent measures that could be assessed across the years. For the rest of the organisations, information on outcomes was either limited to unavailable for the programs and services discussed, incomparable to past numbers or not updated.

The eight organisations offering employment services typically receive funding from federal and state government grants, corporate and organisational funding, fee-for- services, trust funds, investments, reserve funds and income from services provided. The funding overview is indicated below:

- Corporate and organisational funding (Hedland Collective);
- Government grants (Bloodwood Tree, Centrecare, EON Foundation, PMMRAC, WACOSS, Royal Life Saving Australia, WMPALC);
- Land use funds (GAC); and
- Provision of services (Pilbara For Purpose).

Capacity to measure the impact of these services on the Hedland region is still limited, however what is available is indicated below:

- Bloodwood Tree provided the following findings: Number of participants achieving a learner's permit: 36 (2019-20: 30, 2020-21: 34), number of driver education workshops delivered: 14 (2020-21: 23) and number of participants who attended driver education workshops: 22 (2019-20: 39, 2020-21: 21). The most noted referral source was through the Courts (2019-20: 79, 2020-21: 65, 2021-22: 37 people), Sheriffs Community Development Officers (2019-20: 25, 2020-21: 35, 2021-22: 20 people), Work and Development Permit Scheme (2021-22: 5 people) and the Juvenile Justice Team (2019-20: 5, 2020-21: 6, 2021-22: 4 people). Overall, 15 driver education workshops were delivered (2019-20: 26, 2020-21: 23), 38 individuals gained their provisional drivers' license (2019-20: 82, 2020-21: 91), 387

driving lessons were delivered (2019-20: 880, 2020-21: 878), and 8 clients used the driving training sessions and support for their Work and Development Permit Scheme.

- Between 2021-22, Bloodwood Tree's Mini Mart program delivered over 1,265 food boxes and dropped groceries to more than 50 families isolating or needing assistance during the COVID-19 pandemic. Overall, 2,605 customers were served, and 5,227 local individuals and families were provided discounted food supplies. The Homelessness services delivered 5,683 breakfast meals to people, and 28 families were assisted to move into homes through the Hedland Aboriginal Home Ownership program.
- Between 2021-22, GAC's Housing Support Program had 9 people allocated for program use in South Hedland, with 2 head leases in South Hedland.
- Between 2021-22, the Hedland region had the following numbers in each Royal Life Saving program: 247,364 swimming and water safety participants (2020-21: 236,654); 659 Infant Aquatic participants (2020-21: 615); 3,277 Swim & Survive participants (2020-21: 5,115); 184 Bronze Rescue participants (2020-21: 274); and 1,981 Cool Pool participants (2020-21: 2,974).

Issues identified in accessing and delivering services arose particularly during the COVID-19 pandemic, however, were relatively mitigated. In fact, most organisations were able to create new resources and services to support people during that period. Overall, base measures appeared relatively consistent.

Known unknowns from the map-and-gap process: links to a new problem-focused response

Other important unknowns across the services outlined within this section relate to repeat use of services for clients/families within and between services. This could relate to people needing the same exact service provider, the same type of service from a range of providers, and/or different types of services from across all the service providers in the Town. There is also evidence of duplication (at a high-level) across services within all the main support service categories discussed, above. This map-and-gap process provides useful contemporary context to the current services available in the Town, but it also a starting point for targeted change. Detailed in the next section is a problem-focused approach that is being proposed moving forward. Part of the sustained success of such an approach would be inter-agency collaboration, improving specific metrics of interest (repeats, inter-agency demand, family clustering, geographic clustering), and using these to drive future work.

Recommendations for change

Following the review of the previous safety plan (p.2), the rest of this section advocates moving away from high-level, future-focused objectives that are often beyond the scope of the Town to influence and manage. To justify this change of direction, some brief, evidence-based context will be provided that will cover the importance of the non-randomness of crime across time/space/people and the reasons why some people offend a lot. Following this, the problem-oriented policing (POP) framework for developing and implementing targeted prevention strategies will be explained and made relevant to the Town's context. The POP approach has worked for over 40 years to reduce a wide range of crime problems and its success has not depended on detection, apprehension, and punishment of offenders (Tilley & Burrows, 2010). Meta-analysis has demonstrated that POP implementation results in a 34% decline in crime (Hinkle et al., 2020), achieved without pushing the crime somewhere else ('crime displacement') and often having an extended positive impact beyond the focus of the targeted interventions (termed within the crime prevention literature as a 'diffusion of benefits', Hinkle et al., 2020).

Important things to know about crime and criminality

Some things that are important to know include:

- Crime is non-random across spaces. Eck (2015) demonstrated that 80% of crime is estimated to occur at 10% of addresses that police respond to. This pattern is so consistent it has been referred to as the Law of Crime Concentration at Place (Weisburd, 2015).
- Crime is non-random with respect to victims. SooHyun et al. (2017) demonstrated that about 10% of the population experience 74% of the victimisation (prevalence) and that the most victimised 10% of the population experience about 35% of all victimisation (frequency/incidence).
- Prior victimisation is a large risk factor for subsequent victimisation. Crime surveys consistently demonstrate that prior victimisation is a clear indicator of risk for future victimisation. The most recent rounds of the ABS (2023) Crime Victimisation Australia surveys demonstrated:
 - Only 1.9% of the population experienced an assault (12-month estimate), but of the small group who were assaulted, 47% experienced 2 or more assaults in the year.
 - 2.2% of the population experienced face-to-face threats of assault, and of those 56% experienced 2 or more threats in a year.
 - Similarly for houses, 2.0% experienced a burglary, but 21% of this group experienced 2 or more burglaries in a year.
- A very large proportion of crime is committed by very few criminals (Martinez et al., 2017). Meta-analysis revealed about 10% of the population account for 66% of all the crime (average population prevalence). Furthermore, within the offender population, the most active 10% of offenders account for 41% of the crime.
- Victimisation and offending are linked. Jennings et al. (2012) reviewed 37 studies (published between 1958 and 2011) that assessed the overlap between victimisation and offending. The found strong evidence to demonstrate large overlaps in these groups, with findings consistent across time, cultural group, and country of origin of the research. Victimisation often significantly predated the offending.

- Adverse childhood experiences (ACEs), victimisation, and crime are linked. ACEs can be broadly categorised into three groups: abuse (including physical, sexual, and emotional events), neglect (both physical and emotional), and household dysfunction (capturing a range of factors including mental illness, incarcerated relatives, domestic violence, addiction, and family disintegration). ACEs are linked to a range of negative health outcomes related to risky behaviour as well as physical and mental health problems. ACEs are also clearly linked to crime, with Fox et al. (2015) demonstrating that for each additional ACE a child in juvenile detention had experienced, the risk of becoming a serious, violent, chronic juvenile offender by 35%.
- There is an explicit link between children in care and children who end up under youth justice supervision. The Australian Institute of Health and Welfare (2016) examined the connection between young people in child protection and those under youth justice supervision. This report demonstrated that 32.4% (n = 1,499) of the children under youth justice supervision in 2014-15 were also in the care of the child protection system. These children were also disproportionately likely to be Aboriginal and to have experienced their first youth justice supervision before the age of 12.
- Acquired brain injuries (including FASD) and offending are linked (Passmore & Hamilton, 2021). This is an area of ongoing research, but the message at this stage is that these injuries prevent individuals from learning the relationships between cause and effect.

When thinking about how to prevent crime, these enduring patterns are best interpreted with respect to the problem analysis triangle (Clarke & Eck, 2005; Eck, 2003) displayed in Figure 2. This figure, which is based on opportunity-reduction theory (Felson & Clarke, 1998) and supported by successful crime prevention case studies from over the past 40 years, demonstrates that for problems to occur, the minimum elements that need to cooccur in time and space are motivated offenders, suitable targets/victims, and the absence of capable guardianship (Cohen & Felson, 1979). Motivated offenders (influenced by the risk factors listed, above) offend when presented with opportunities they perceive to be rational in that time and place (Clarke & Cornish, 1985). Using what is known about the non-random distribution of crime across time and space, it is possible to intervene in targeted ways to manipulate the offender-target-place interaction to reduce opportunity for offending. Controllers (handlers, guardians, and place managers) can do new/different things to manipulate different sides of this opportunity triangle. Traditional criminal justice responses focus on offenders, and usually only do so after crimes have been commissioned. This approach allows new, prevention-focused interventions to be developed that aim to reduce suitability of places for crime and remove suitable targets/victims from access by motivated offenders. Reducing opportunities for crime in this way can produce genuine, sustained reductions, often without arresting/detecting offenders. The framework for implementing this type of approach is discussed in the next section.

POP: an evidence-based framework for targeted prevention

POP is a framework for targeted, partnership-based prevention strategies that can be highly effective and sustainable (Goldstein, 1979). POP advocated for police to develop innovative responses to discrete types of policing problems, with these novel approaches grounded in analysis, preventative in focus, not exclusively dependent on the criminal justice system, and thoroughly evaluated to see if they worked. Goldstein (1979) proposed POP incorporate four stages: (1) scan

existing data to look for meaningful patterns of related problems that police were dealing with; (2) analyse these problems, looking for causes (including acknowledging the failures of what is already being done to respond); (3) develop new, creative ways to respond to these problems; and (4) assess the impact of the new interventions: were they implemented and did they work (with a negative response to either/both of these triggering another problem-focused attempt). This POP implementation process has been termed the SARA model: scanning, analysis, response, and assessment (Clarke & Eck, 2005).

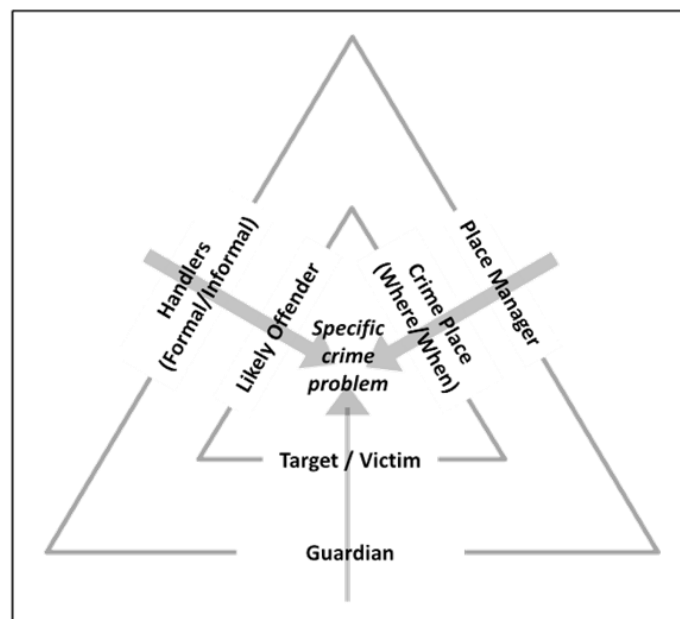


Figure 2. The problem analysis triangle (based on versions published in Clarke & Eck, 2005; Eck, 2003).

Scanning: being specific about the problem

The starting point for a problem-focused intervention is to be as specific as possible about the unique type of problem that is being targeted. Within a POP-context, 'problems' can be defined as a "recurring set of related harmful events in a community that members of the public expect the police to address." (Clarke & Eck, 2005, p. 40). In their problem solving guide, Clarke and Eck (2005) outline the CHEERS test for defining a problem. CHEERS asks six questions: (1) who is the community affected by the problem; (2) what harms are created by the problem; (3) what are the expectations for the response; (4) what types of event contribute to the problem; (5) how often do these events recurr; and (6) how are the events similar? The key to developing an optimal POP-intervention is being as specific as possible about the problem being targeted, and these questions assist in enhancing specificity.

Analysing the problem

Next, undertake comprehensive problem analysis (Clarke & Eck, 2005). Conduct desktop research to see if anyone else has dealt with a similar problem, develop and test hypotheses about what you think is causing your non-random problem, and identify novel data sources to give additional insight into your problem. It is useful to consider how the problem is occurring by adopting a 'think thief' perspective (Ekblom, 1995). 'Thinking thief' exposes the necessary sequence of events required to complete this process (the before, during, and after crime 'script' required to successfully complete the offence, see Leclerc, 2017, for a comprehensive discussion of this framework). Connected to this is the Haddon Matrix for injury prevention (Haddon Jr, 1980), which deconstructs problem contexts into three time periods (before, during, and after the problem event) and examines the role of three different factors in the problem (human involvement, equipment involved, and the physical/social environment). These event stages can create opportunity-reducing interventions that can make the offending less rational, identify failures from handlers, place managers, and guardians, and expose equipment/processes that facilitate the problem occurring. When concluding the assessment stage of SARA it is important to be able to answer some problem-specific questions (Clarke & Eck, 2005). (1) What happened? (2) Where did it happen? (3) When did it happen? (4) Who was involved? (5) Why did the people involved act the way they did? and (6) How did the perpetrator carry out the misconduct? These answers will help the implementation of a novel response to the problem.

Responding to the problem in a novel, targeted way

Situational crime prevention (SCP, Clarke, 2017) has been highly successful in preventing crime since the early 1980s. This framework incorporates 25 techniques that are grouped into five main mechanisms (see Table 6): increasing the risk and effort involved, reducing the reward and provocations for crime, and removing the excuses for offending (see Clarke, 2017, for a comprehensive discussion of this framework, and <https://popcenter.asu.edu/> for a collection of successful case studies across a wide range of crime contexts). The intent of these techniques is to simultaneously throw all appropriate, feasible interventions at a problem. Practitioners are encouraged to 'work the triangles' and seek to shift and share the prevention responsibility. Clarke and Eck (2005) suggest manipulating at least two sides of the problem triangle (Figure 2) in as many ways as possible, operating in parallel to handle likely offenders better, enhance place management at high-problem locations, and/or reduce repeat 'victimisation' (targeted at the same or very similar person/place). Crime prevention research has demonstrated the most sustainable interventions are those that move beyond a focus on apprehension/punishment and operate in partnership with non-crime agencies (Eck, 2015).

Assessing the effectiveness of the intervention

In this final phase, two main questions need to be answered: (1) did the problem decline, and (2) did the intervention cause the decline (Clarke & Eck, 2005)? Answering these questions requires at least two types of evaluation: a *process* evaluation (was the intervention implemented as planned) and an *impact* evaluation (what were the outcomes of the intervention). Clarity about what success would look like is essential (e.g., fewer people engaging in the problem behaviour, less serious problem behaviour, longer time intervals between incidents of the problem behaviour, etc.). This clarity influences what the baseline for the problem is prior to intervention and determines what needs to be measured before, during, and after the targeted changes are implemented.

Table 6. The 25 techniques of SCP, with crime prevention examples of each technique (from Clarke, 2017).

Increase effort	Increase risk	Reduce rewards	Reduce provocations	Remove excuses
1. Target harden <ul style="list-style-type: none"> Steering column locks and ignition immobilizers Anti-robbery screens Tamper-proof packaging 	6. Extend guardianship <ul style="list-style-type: none"> Go out in group at night Leave signs of occupancy Carry mobile phone 	11. Conceal targets <ul style="list-style-type: none"> Off-street parking Gender-neutral phone directories Unmarked armoured trucks 	16. Reduce frustrations and stress <ul style="list-style-type: none"> Efficient lines Polite service Expanded seating Soothing music/ muted lights 	21. Set rules <ul style="list-style-type: none"> Rental agreements Harassment codes Hotel registration
2. Control access to facilities <ul style="list-style-type: none"> Entry phones Electronic card access Baggage screening 	7. Assist natural surveillance <ul style="list-style-type: none"> Improved street lighting Support whistle-blowers 	12. Remove targets <ul style="list-style-type: none"> Removable car radios Women's shelters Pre-paid cards for pay phones 	17. Avoid disputes <ul style="list-style-type: none"> Separate seating for rival soccer fans Reduce crowing in bars Fixed cab fares 	22. Post instructions <ul style="list-style-type: none"> 'No parking' 'Private property' 'Total fire ban'
3. Screen exits <ul style="list-style-type: none"> Tickets needed for exit Export documents Electronic merchandise tags 	8. Reduce anonymity <ul style="list-style-type: none"> Taxi driver IDs 'How's my driving?' decals School uniforms 	13. Identify property <ul style="list-style-type: none"> Property marking Vehicle licensing and parts marking Cattle branding 	18. Reduce temptation and arousal <ul style="list-style-type: none"> Controls on violent pornography Prohibit racial slurs 	23. Alert conscience <ul style="list-style-type: none"> Roadside speed display boards Signatures for customs declarations 'Shoplifting is stealing'
4. Deflect offenders <ul style="list-style-type: none"> Street closures Separate bathrooms for women Disperse pubs 	9. Use place managers <ul style="list-style-type: none"> CCTV for double-deck busses Two clerks for convenience stores Reward vigilance 	14. Disrupt markets <ul style="list-style-type: none"> Monitor pawn shops Controls on classified ads License street vendors 	19. Neutralise peer pressure <ul style="list-style-type: none"> 'Idiots drink and drive' 'It's OK to say No' Disperse school troublemakers 	24. Assist compliance <ul style="list-style-type: none"> Easy library check out Public lavatories Litter receptacles
5. Control tools/weapons <ul style="list-style-type: none"> 'Smart' guns Restrict spray paint sales to juveniles Toughened beer glasses 	10. Strengthen formal surveillance <ul style="list-style-type: none"> Red light cameras Burglar alarms Security guards 	15. Deny benefits <ul style="list-style-type: none"> Ink merchandise tags Graffiti cleaning Disabling stolen mobile phones 	20. Discourage imitation <ul style="list-style-type: none"> Rapid repair of vandalism Censor details of modus operandi 	25. Control drugs and alcohol <ul style="list-style-type: none"> Server intervention programs Alcohol-free events

How POP could work for the Town in practice

Should the Town wish to adopt this suggestion of committing to a POP-style approach to managing specific local problems in a novel, creative way, things to consider when developing a strategy for the future would include:

1. What are the 'problems' that you're hoping to address?
2. What has been done so far (and is not working)?
3. What is the mechanism that links your proposed intervention(s) to the problem?
4. What would success look like?
5. Who are the key partner agencies that need to be part of a sustainable solution?
6. What are the potential barriers to successful implementation?

In developing this approach and in conjunction with updating the Community Safety Plan for the next iteration, it is recommended that the Town propose to achieve several parallel goals:

First, would be continuing to deliver core community safety and crime prevention business that is currently being managed (including, but not limited to provision of bike locks, etc.). The metrics monitoring the delivery of these services should be enhanced. A component of this could include a review of current activity, with the probability of ceasing Town activity in areas that are considered beyond scope or no longer of relevance to the high-level community safety and crime prevention goals.

Second, the Town should develop its role to become a facilitator of targeted, interagency collaboration spearheading change. Seek to facilitate genuine, problem-focused partnership across the range of service providers and potential intervention partners you have in the Town (see *Summarising local support service capacity*, p.12).

Third, based on the themes and details discussed in the *Insight available from local crime and safety data* section (p.5), above, committing to the process of developing potential POP interventions can become a component of the CSP revision. This process would require clarity of ideas, critique of existing approaches and why they failed, development of novel responses with clear mechanisms linking interventions to the problem, thinking about what success would look like (as this helps with measurement), and working through potential implementation barriers before you start. The plan could identify time periods for the Scanning and Analysis stages of the SARA process. Potential areas to focus on could include:

- The South Hedland shopping precinct – place-based intervention (likely need to drill-down to a specific type of problem in this place);
- Stolen cars – target-based intervention;
- Youth roaming streets – prolific offender focused intervention; and
- Burglary repeat victimisation prevention – repeat-based intervention

The more specific the problem definition is, the more specific the spatial/temporal analysis can be. This provides scope for a specific, targeted intervention. Thinking about crime problems in this way, extending beyond the focus on offenders, broadens the range of interventions that can be trialled in parallel. Awareness of the link between victimisation, ACEs, disconnection from family, and acquired brain injury necessarily lend themselves to seeking crime prevention solutions that move beyond the limited punitive scope provided by the justice system in isolation. It is not possible within the CSP to

detail exactly what the problem focuses will be or how they will be responded to, but it is possible to commit to the process and allocate timeframes to the relevant stages, with a view to commencing interventions within 6 months of establishing the CSP.

Forth, in the updated CSP the Town can commit to increasing community awareness about (a) what works to prevent crime, (b) the lack of effectiveness of tough on crime approaches, and (c) the importance of committing to a process that will work better. Engaging with local stakeholders and residents to overcome potential implementation barriers and resistance to an alternative approach will be crucial. Potential barriers of note that emerged from Safety Survey responses:

- Punitive attitudes – this likely requires an education-focused intervention in its own right. Interventions need to be effective in achieving the end result of less crime. Punitive responses won't achieve this. The community needs to understand this.
- One particularly concerning quote: *"There is a lot of tense energy and commentary amongst high level of crime and youth offenders due to poor timing of infrastructure activities (JD Hardie Basketball courts, Skate Park, entertainment venue closure) in which community vigilantism is building to the point where someone, offender or victim, is going to be killed and everything will lead to horrible reaction from then - similar to devastating Kalgoorlie incident. The Town and service groups should be channelling that energy towards a positive outcome – come up with a plan to stop de-humanising these poor children who live with trauma and little trust."*

It is important to remember that POP is typically used when 'traditional' responses have failed (Clarke & Eck, 2005). Therefore, it is unreasonable to expect quick and perfect fixes. Committing to the SARA process will rarely be linear and will often involve multiple feedback loops through the four stages. Those seeking to utilise this framework must commit to all four SARA steps. Resist jumping directly to responding without clarifying and understanding the problem and avoid discarding the approach if it does not work the first time. Remember that what is already being done is failing and this framework is a better alternative for finding effective, sustainable solutions moving forwards, relative to business as usual. Furthermore, take heart from the general lack of displacement of crime problems that have been observed in other studies, and take further heart from the potential diffusion of benefits that may mean the positive impact of your intervention reaches further than you anticipated (Johnson et al., 2014).

Additional free resources

- Crime analysis for problem solvers in 60 small steps: <https://popcenter.asu.edu/content/crime-analysis-problem-solvers-60-small-steps>
- UK College of Policing, Crime Reduction Toolkit: <https://www.college.police.uk/research/crime-reduction-toolkit>
- Reducing crime podcasts by Jerry Ratcliffe: <https://www.reducingcrime.com/podcast>
- ASU Center for Problem-Oriented Policing: <https://popcenter.asu.edu/>
- Center for Evidence-Based Policing Matrix: <https://cebcp.org/evidence-based-policing/the-matrix/>
- Australian Institute of Criminology Crime Prevention: <https://www.aic.gov.au/subject/crime-prevention>

-
- Jill Dando Institute briefing notes on crime and security problems: <https://www.ucl.ac.uk/jill-dando-institute/study/jdibrief>

References

- Ashby, M. P. J. (2021). Changes in Police Calls for Service During the Early Months of the 2020 Coronavirus Pandemic. *Policing: A Journal of Policy and Practice*, 14(4), 1054-1072. <https://doi.org/10.1093/police/paaa037>
- Australian Bureau of Statistics. (2023). *Crime Victimisation, Australia, 2021-22*. Canberra: Australian Bureau of Statistics Retrieved from <https://www.abs.gov.au/statistics/people/crime-and-justice/crime-victimisation-australia/latest-release#key-statistics>
- Australian Institute of Health and Welfare. (2016). *Young people in child protection and under youth justice supervision 2014-15*. <https://www.aihw.gov.au/reports/youth-justice/young-people-in-youth-justice-supervision-2014-15/contents/table-of-contents>
- Clarke, R. V. (2017). Situational crime prevention. In R. Wortley & M. Townsley (Eds.), *Environmental Criminology and Crime Analysis* (2nd ed., pp. 286-303). Willan Publishing.
- Clarke, R. V., & Cornish, D. B. (1985). Modeling offenders' decisions: a framework for research and policy. In M. Tonry & N. Morris (Eds.), *Crime and justice* (Vol. 6). University of Chicago Press.
- Clarke, R. V., & Eck, J. E. (2005). *Crime analysis for problem solvers in 60 small steps*. <https://popcenter.asu.edu/content/crime-analysis-problem-solvers-60-small-steps>
- Cohen, L. E., & Felson, M. (1979). Social change and crime rate trends: a routine activity approach. *American Sociological Review*, 44, 588-605.
- Eck, J. E. (2003). Police problems: the complexity of problem theory, research and evaluation. *Crime Prevention Studies*, 15, 79-113.
- Eck, J. E. (2015). Who should prevent crime at places? The advantages of regulating place managers and challenges to police services. *Policing: A Journal of Policy and Practice*, 9(3), 223-233.
- Eckblom, P. (1995). Less crime by design. *Annals of the American Academy of Political and Social Science*, 539(114-129).
- Felson, M., & Clarke, R. V. (1998). *Opportunity makes the thief: practical theory for crime prevention - Police Research Series, Paper 98*.
- Fox, B. H., Perez, N., Cass, E., Baglivio, M. T., & Epps, N. (2015). Trauma changes everything: Examining the relationship between adverse childhood experiences and serious, violent and chronic juvenile offenders. *Child abuse & neglect*, 46, 163-173.
- Goldstein, H. (1979). Improving policing: a problem-oriented approach. *Crime & Delinquency*, 25(2), 236-258.
- Haddon Jr, W. (1980). Advances in the epidemiology of injuries as a basis for public policy. *Public Health Reports*, 95(5), 411-421.
- Hinkle, J. C., Weisburd, D., Telep, C. W., & Petersen, K. (2020). Problem-oriented policing for reducing crime and disorder: An updated systematic review and meta-analysis. *Campbell Systematic Reviews*, 16(2), e1089. <https://doi.org/10.1002/cl2.1089>
- Jennings, W. G., Piquero, A. R., & Reingle Gonzalez, J. M. (2012). On the overlap between victimization and offending: A review of the literature. *Aggression and Violent Behavior*, 17(1), 16-26.
- Johnson, S., Guerette, R. T., & Bowers, K. (2014). Crime displacement: what we know, what we don't know, and what it means for crime reduction. *Journal of Experimental Criminology*, 10(4), 549-571.
- Leclerc, B. (2017). Crime scripts. In R. Wortley & M. Townsley (Eds.), *Environmental criminology and crime analysis* (pp. 119-141). Willan Publishing.
- Martinez, N. N., Lee, Y., Eck, J. E., & SooHyun, O. (2017). Ravenous wolves revisited: a systematic review of offending concentration. *Crime Science*, 6(10). <https://doi.org/10.1186/s40163-017-0072-2>
- Passmore, H., & Hamilton, S. (2021). Fetal alcohol spectrum disorder and the criminal justice system. In G. T. Lansdell, B. J. Saunders, & A. Eriksson (Eds.), *Neurodisability and the Criminal Justice System* (pp. 135-151). Elgaronline. <https://doi.org/https://doi.org/10.4337/9781789907636>

-
- SooHyun, O., Martinez, N. N., Lee, Y., & Eck, J. E. (2017). How concentrated is crime among victims? A systematic review from 1977 to 2014. *Crime Science*, 6(9).
<https://doi.org/10.1186/s40163-017-0071-3>
- Tilley, N., & Burrows, J. (2010). Whither problem-oriented policing. *Criminology & Public Policy*, 9(1), 183-195.
- Weisburd, D. (2015). The Law of Crime Concentration and the Criminology of Place. *Criminology*, 53(2), 133-157. <https://doi.org/10.1111/1745-9125.12070>

Courthouse
Gallery+Studio

Gallery
Maker Studio
Tech Lab
Artist In Residence
Photography Studio
Stockroom+Store

16 Edgar Street
Port Hedland

+61 8 9141 0041
galleryandstudio@
thejunctionco.com.au

REFLECTIONS ON THE QUARTER – Q3 2022/2023

Hello 2023! The Junction Co. Team returned after the Christmas and New Year break refreshed and reenergised with many new and fantastic ideas, and a calendar full of exciting and diverse programs and events! We can't wait to continue to share with the Hedland and broader Pilbara communities all the amazing activities we have on offer!

2022 was filled with many exciting and high-quality programs and events that created opportunities for the regional creatives and communities to participate, connect and engage! The Team delivered a fabulous, high standard art exhibition program with Radius 3.0, The Jury Art Prize and Act Commit Belong Ebb & Flow as a highlight, as well as an amazing series of events including sundowner of 2022, Town Team Movement State Conference and Portside Twilight Christmas Festival. They also delivered community workshops such as Paint and Sip, Slump and Hump, youth activities from the school holidays programs, weekly Art Antics plus Creative Youth Day and Open Borders: 26 Parallel and Beyond exhibition shining the light on local talent.

We also introduced a series of new workshops including Hobbies and High Tea and Arting Around. Our team was busy with delivering online capacity building programs like Edify: A Regional Facilitator Program, Evolve: Public Artists Development Program and Compass: Creative Practitioner Development Program.

The Team has also launched an Art and Culture Tour, new walking tour, as part of the Welcome to Portside app and The Collab project, a series of garments designed by three local artists. Once again they delivered the successful and super popular Ceramics program and launched the first ceramics product – a soap holder for our creative and social enterprise Portside soap!

2022 was filled with many amazing opportunities as well as some challenges, including the rising cost of living & accommodation shortage that resulted in staff rotation. We also saw changes in the leadership, with our Executive Officer, Katie Evans, taking parental leave and relocating to Melbourne, we welcomed back Patrycja Rosinska in the role to lead the organisation during the changeover. The Team very excitedly announced the appointment of The Junction Co. new Chief Executive Officer, Sandy Harvey. We have also welcomed our new Activation Coordinator and Exhibition Coordinator, plus created a Regional Curator role.

We started the new 2023 year strong; 3rd quarter was full of highlights:

- Opening of Radius 4.0, a launchpad exhibition program for early-career regional artists. In its fourth year, the Radius artist development an exhibition program that continues to support emerging artists from the Pilbara and Kimberley regions through professional and peer mentoring while engaging the selected artists in a collaborative learning experience through digital and online formats. The program creates pathways for participants to develop their skills as visual practitioners through guided group mentoring, curation and installation of the exhibition. This exhibition plays an integral role in The Junction Co.'s broader Artistic Excellence program designed to create pathways for regional artists to develop their skills as visual practitioners. Featuring Alice Boardman, Verity Page and Jaimee Wright, Radius 4.0 presents a group of dynamic artists who harness their artistic practice to explore endless possibilities, creating meaningful and compelling work.



- 4 Ocean exhibition by the fabulous local artists Bobbi Lockyer, a proud Ngarluma, Kariyarra, Nyulnyul and Yawuru woman. Bobbi was part of the Radius 2.0: From All Sides exhibition. 4 Ocean features a body of work that examines sustainability in our regional Australian communities. The work presented probes the impacts of environmental negligence and pollution around us and across our ocean. Lockyer's ongoing inquiry into the deep effects of colonisation and its repercussions on saltwater people has culminated into the deeply considered work. 4 Ocean is a compelling reminder and reflection of our mark on the world, consequences of the actions of those past and present.
- Radius 4.0 Glass Suncatcher workshop with artists Alice Boardman.
- Arting Around, our new workshop series for older adults focusing on participation and inclusion. It was wonderful to welcome back Jacky Cheng to facilitate one of the sessions, as part of the collaboration with FORM.
- Paint & Sip – our ever-popular social painting workshops where many hidden talents are discovered.
- Hobbies and High Tea workshops created opportunities for the Hedland community to connect, engage and learn new skills like embroidery, flower wreath making & felt flower decorated Easter baskets, in a friendly, inclusive and relaxing environment.
- Mono Printing with artist Leanne Bray. It was fantastic to work again with acclaimed public artist Leanne Bray and discover the mono printing technic. Leanne was one of the artist facilitators of the Elevate: Public Artists Development Program.
- Ceramics Introductory Course.
- Compass: creative Practitioner Short Development Course.
- Cabinet visit: The Junction co had the pleasure to host Federal Minister for Resources and Minister for Northern Australia, the Hon Madeleine King MP, in collaboration with the Chamber of Mineral and Energy of WA, and CME members. It was wonderful to showcase the Hedland creative sector and the amazing work of the The Junction Co. to engage, grow and empower regional creative industries.
- Start UP Program – Creative Enterprise for young people at Hedland Senior High School.
- Art and Culture Tour – Welcome to Portside App. The Junction Co and Portside Town Team are proud to launch their newest tour as part of the Welcome to Portside app – Arts and Culture Tour. This is an innovative and accessible tool that allows everyone to discover Hedland's art and culture scene.

We are proud to continue delivering our vision to engage, grow and empower regional creative industries and moreover connecting communities!



I am pleased to present this report for the Quarter 3 2022/23. The Team and I look forward to working with the Town of Port Hedland and other partners to continue serving the Hedland and broader Pilbara and regional communities.

Sandy Harvey

Chief Executive Office

KPI SNAPSHOT

Annual KPI's	Quarterly outcomes
Establishment of maker's space	The Courthouse Gallery+Studio continues to grow as a maker's space, with the growing number of dedicated Creative Practitioners who lead the management and programming of the maker's space, photography studio and ceramics studio. Refer to attachment 3 for attendance register.
6x Exhibitions, including annual art award + additional exhibition in new location	Radius 4.0 Bobbi Lockyer: 4 Ocean
Creative development workshops	Creative workshops: Radius 4.0 mentorship program Radius 4.0 glass suncatcher workshop with Alice Boardman Slump+Hump Paint & Sip Hobbies & High Tea Team building workshops Elevate Creative Enterprise (EPIC) Mono Printing with Leanne Bray Compass Ceramic course Portside Art and Culture Tour – Welcome to Portside App
Youth activities	Weekly Art Antics StartUp Program – Youth Creative Enterprise
Community events	Community monthly workshops Paint & Sip, Slump & Hump, Hobbies + High Tea Portside Block Party Cabinet visit
Systems and service provision	Review of membership/newsletter/website system – adjustments made. Expansion of membership program – managed online
Stakeholder engagement	Growth of precinct activation project. Regular meetings with ToPH Director Community Services Growth of Regional Arts Network Hub project, placing Courthouse Gallery+Studio in strong regional position. ToPH Youth Services Positive Port Hedland Aboriginal Corporations Town of Port Hedland South Hedland Library Gateway Village Hedland Senior High School
Business Plan	Business Plan has been reviewed and updated; governance team continue to implement The Junction Co. business plan.



Sponsorship/Partnerships	The Junction Co. continues partnerships with the following key stakeholders: Town of Port Hedland Regional Arts WA, Regional Arts Investment Scheme Regional Arts Network Category 5 (Media partnership) BHP (Place Activation Project) Gateway Village Pilbara Community Services Town Team Movement (Portside Town Team)
Maintenance	Refer to attachment 4

Programming outside of the Gallery+Studio	Quarterly outcomes
Weekly disability/inclusion activities (during term time)	Creative Enterprise Program with Epic
Monthly Creative development workshops	Hobbies and High Tea Arting Around – Art Workshops for Older Adults
Weekly youth activity (during term time)	StartUp Program – Youth Creative Enterprise
Community event	Community art Day is planned on 22 April in Shay Gap Park
Exhibition	

THE JUNCTION CO. - AN OVERVIEW

In an ever-changing environment, The Junction Co. are agile to ensuring exhibitions, community programming and creative development reach those who need it most, our regional communities.

The Junction Co. program framework capacity-builds regional creatives and provides platforms for the broader community to engage with the creative industries. There are two distinct facilitated learning pathways for creatives to extend their knowledge and skill growth through formal and informal education points: Creative Enterprise and Artistic Excellence. In addition to this, a third stream, Connecting Communities, works to engage the community in culture, the arts and creativity, improving the liveability of the town. An overview of these areas is provided below, and the report detail is structured under these headings.

Creative Enterprise

This program is a curated series of practical capacity-building workshops, enterprise development sessions, mentoring, and the facilitation and coordination of retail platforms designed to support creative entrepreneurs, building sustainable and dynamic enterprises.

Artistic Excellence

This program has been designed to impart the skills, knowledge and creative independence required to develop Pilbara-based artists. Using a combination of mentoring, workshops, studio learning, participants receive individual guidance and group activities. The artists are supported in their exploration of art making, confidence development and exhibiting their work.



Connecting Communities

Through a program of place activation activities we seek to actively improve community membership and engagement, encourage a balance of work and play, and assist in strengthening a Pilbara identity. In addition to the program framework, The Junction Co. is well positioned to be the hub for community, the arts and creativity through the following.

Place Activation Project

Together with our neighbours in Hedland's West End, The Junction Co. continues to coordinate programming to activate and revitalise the precinct around the Courthouse Gallery+Studio. In partnership with an energetic town team of businesses, community organisations and residents, we are developing a common, positive narrative for the area of the West End to:

- Create a positive, recognisable identity for the area, and improve community perceptions
- Encourage longer visitation to the area from a broader segment of the community
- Build a sense of community among our neighbours, and broader community

In July 2020, the town team officially became the 49th Town Team in Australia and New Zealand and have been energised in activating Portside.

Regional Arts Network

The Junction Co. is one of eight diverse organisations leading Regional Arts Network initiatives coordinated by Regional Arts WA, striving to re-imagine how arts services are delivered to local communities across regional and remote Western Australia and engage in critical dialogue on subjects relevant to WA's regional arts sector. The Network acts as an information and resource sharing forum between the Network and Regional Arts WA, sharing relevant information and resources between the Network and other groups, identifying areas where regional arts advocacy is required and working together to spread awareness and driving identified state-wide initiatives.

The Regional Hub Coordinator works closely with the Courthouse Gallery+Studio, the broader The Junction Co team and regional agencies to ensure the ongoing development of the program offerings, enabling greater visibility on opportunities for Hedland and Pilbara creatives to share their creative endeavours more broadly, and vice versa.

The Regional Arts Network purpose and mission:

The Regional Arts Network is a sustainable and thriving ecosystem of connected creative regional communities that engage with their local community, local governments, and key stakeholders to drive state-wide collaborative projects and conversations.

The purpose of the Regional Arts Network is to connect, collaborate and share information across the state to strengthen the regional arts sector.

An exciting project the Courthouse Gallery+Studio team have been working on this past year, with the RAN is the development of a Creative Youth Directory, a platform for youth to showcase their work, creative disability and inclusion program and development of the relevant recourses for arts workers and carers, as well as regional exhibition programs like Act Belong Commit Ebb+Flow and Open Borders: 26th Parallel and Beyond.



THE QUARTER IN DETAIL

Artistic Excellence

Exhibitions

Radius 4.0

Exhibition opening 24 February 2023 from 6pm, artists talk 5pm

Attendance: 150

Exhibition dates 24 February to 5 May 2023

Attendance: 500 to date

Radius is a launchpad exhibition program for early career regional artists. In its fourth year, the Radius artist development and exhibition program continues to support emerging artists from the Pilbara and Kimberley region through professional and peer mentoring while engaging the selected artists in a collaborative learning experience through digital and online formats. The program creates pathways for participants to develop their skills as visual practitioners through guided group mentoring, curation and installation of the exhibition. This exhibition plays an integral role in The Junction Co.'s broader Artistic Excellence program designed to create pathways for regional artists to develop their skills as visual practitioners. Featuring Alice Boardman, Verity Page and Jaimee Wright, Radius 4.0 presents a group of dynamic artists who harness their artistic practice to explore endless possibilities, creating meaningful and compelling work. Each artist brings their unique and profoundly considered voice to this exhibition – expressing ideas of place attachment, community history, fragility and feminine strength, commenting on social issues, whilst exploring artistic processes.

The Exhibition opening was very successful with over 150 people in attendance from the Pilbara and Kimberley regions, including Member for the Pilbara, Kevin Michel MLA addressing the guests. An engaging and informative Artists Talk took place prior to the opening.

The Exhibition is available at the Courthouse Gallery + Studio in Port Hedland as well as online via our virtual gallery and online catalogue.







Bobbi Lockyer: 4 Ocean
Exhibition opening 24 February 2024 6pm
Attendance: 150
Exhibition dates 24 February to 5 May 2023
Attendance: 500 to date

The Junction Co and Courthouse Gallery+Studio are pleased to showcase along with the Radius 4.0 Exhibition, a solo exhibition by local artist Bobbi Lockyer: 4 Ocean.


Bobbi Lockyer is a proud Ngarluma, Kariyarra, Nyulnyul and Yawuru woman who was born and raised in Port Hedland. Lockyer is an established artist working in multiple art forms, including painting, photography and fashion. She is now a household name in Port Hedland and the wider Australia as an accomplished regional artist. In 2021, Lockyer was named NAIDOC Artist of the Year, winning the highly respected award and has had her art and photography published all over the world, including Vogue magazine and the Paris Fashion Week runway. Bobbi Lockyer participated in Radius 2.0, The Junction Co's emerging artist launchpad in 2021 and exhibited her work in the group exhibition. Since then, she has gone on to see great success and growth through multiple creative projects.

Bobbi Lockyer: 4 Ocean features a body of work that examines sustainability in our regional Australian communities. The work presented probes the impacts of environmental negligence and pollution around us and across our ocean. Lockyer's ongoing inquiry into the deep effects of colonisation and its repercussions on saltwater people has culminated into the deeply considered work. The series of painting, mixed media and textile works contemplate First Nations People and their deep connection to the ocean, and their unwavering strength and devotion towards the planet. 4 Ocean is a compelling reminder and reflection of our mark on the world, consequences of the actions of those past and present. The exhibition opening attracted a broad audience and distinguished guests including Town of Port Hedland Elected Members and Member for the Pilbara, Kevin



Michel MLA. Bobbi couldn't attend in person due to her commitments in the eastern states, but she addressed attendees online and was represented by multiple family members.

Other members of Parliament & mining CEO's also had the opportunity to view the exhibition before the official opening.





*Radius 4.0 mentorship program
14 December 2022 – 8 March 2023*

The Radius 4.0 mentorship program saw Elisa Trifunoski, Gallery Manager at Egg+Dart and former The Junction Co. Regional Curator, guiding the 3 Radius artists, Verity Page, Jaimee Wright and Alice Boardman through a series of group and individual mentoring sessions. The group of artists grew and learnt through the intensive process of preparing work for the exhibition under the guidance of their mentor, Elisa. All artists presented their unique perspectives and ways of practice with each other, supporting each other through the stressful process of getting ready for the exhibition. The mentoring sessions brought the artists together to navigate the challenges of being a regional artist. At the artist talk



during the opening night, the artists came together to engage in a meaningful conversation sharing about their work and ambitions. The three artists continue to stay in touch as a group of like-minded creatives after the exhibition. Radius 4.0 Artist Jaimee Wright has also been announced as a finalist at The Jury Art Prize 2023 and Alice Boardman as an Artist in Residence at Cossack Art Awards.

Capacity Building programs

Compass- Creative Practitioner Development Short Course
26 October 2022 to 1 March 2023
Total of attendees: 14

Compass is a holistic program designed to assist artist in building their practice and professional development as regional artists and practitioners. Compass links the need for developing regional artists' practices, surrounding connections, and creative frameworks to inform artistic decision-making.

The first three sessions were:

- What does it mean to be a regional artist? Facilitator: Jacky Cheng
- Working on country: ethic and values. Facilitator: Shandell Cummings.
- Your work: what is it, and why is relevant? Facilitator: Erin Coates
- Communicating your practice. Facilitator: Shona Erskine
- Building valuable relationships and professional network. Facilitator: Fiona Sinclair
- Planning Your Year: What's your process; Exhibitions: Approaching galleries, proposals; Marketing: promotional tools; Developing your own show: installation, catalogues; Applications: art prizes, grants – where to apply, make a decision, and go for it!; Communication: CVs and artist statements. Facilitator: Sandra Murray

Compass' modules equip creative practitioners with tools to cultivate professional networks and foster connections to establish their place within their artistic community.



Ceramics Introductory Course
3- 4 March 2023, Ceramics Studio
Attendees: 11 (sold out)

Ceramics Introductory Course short course covers everything you need to know to begin using clay to create a range of works. This 2-day workshop covered fundamental hand building techniques for success with clay. Perfect for beginners to learn the fundamentals of ceramics and ceramic decoration in a supportive and small group environment. Our Ceramics Coordinator Nadia provided a technical support throughout each session, and demonstration of technique to support participants in creating their own designs.



Feedback
- Love it!"



Connecting Communities

Art Antics

Every Wednesday from 9 am to 10 am.

Art Antics is a very popular art class designed for children five years and under however older siblings and visitors are always welcome to join. It is held on Wednesday 9-10 am at The Courthouse Gallery + Studio or in the Imagination Lane.

Art Antics is for any children who love crafts and love the freedom to explore and play while refining their fine motor skills, knowledge of colours, and learning in a group environment. It is a free class that enables anyone from the community to come along and join in. Our lovely facilitator Amy offers a demo and explanation of the planned activity and then guides children to create their work. It is a very relaxed and intimate atmosphere that allows parents and carers to connect and engage with other parents facing similar life experiences.

The Art Antics program has provided a regular opportunity for creative chaos, community connection and skill development. We have observed how the regular attendees have become very friendly and they feel welcomed - everyone knows everyone's name, and the children and parents feel free to chat, relax and have a sense of community.





Paint & Sip

16 February 2023, Courthouse Gallery+Studio

Attendees: 16

17 March 2023, Gateway Village South Hedland

Attendees: 20

Paint + Sip is a social painting night for people 18 years + where the attendees can create artwork, connect, engage and learn new skills as well as make new friends. Tickets are affordable and cover the cost of the materials, plus a step-by-step demonstration of the project and assistance from the facilitator to create the artwork. Attendees enjoyed a selection of beverages and nibbles, and a relaxing, fun and chatty atmosphere.



Mono Printing with Leanne Bray
1,2 and 4 March 2023, Courthouse Gallery+Studio
Attendees:

This free two hours was exploring the textures and colours of Hedland! Participants could learn about Mono Printing and be part of an artwork that will be exhibited in The Port Hedland Sports and Community Club. Perth artist Leanne Bray demonstrated a simple printing technique working with a 'gelli plate' and encouraged lots of creative play! Leanne explained how the work that is produced during the workshop will be used to create an exciting dynamic large-scale artwork going into the sports & community centre.



Radius 4.0: Alice Boardman Glass workshop
22 –23 February 2023, Courthouse Gallery+Studio
Attendees: 6 (sold out)

The workshop was held as part of the Radius 4.0 public programming.
This practical and informative workshop was a perfect introduction to stained glass work for beginners or those wishing to refresh their knowledge. Participants learned the traditional



skills of glass cutting and shaping to a pattern, copper foiling and soldering in a creative and relaxed environment with plenty of individual care and assistance. Participants were shown how to make and fix appropriate wire hooks and finally the best method for cleaning their piece ready for display.

Based in Rubibi / Broome on Yawuru Country in the East Kimberly of Australia, Alice Boardman is an artist who employs painting, drawing, photography, and more recently glass and found objects, to explore innate human experiences of memory, fragility and connection. Through the experimental process of reclaiming and repurposing, Alice creates stained glass paintings that capture the tenderness and light of rebuilding. Materiality and contrast are key to her practice, nurturing the hard and brittle glass surface to create softness and fluidity in her work.

Feedback:

- "More of this please!"
- "Very fun and cool to learn new skills. Instructor was helpful and encouraging. Loved it!"
- "Loved it and enjoyed the relaxed ambiance of the workshop"
- "Facilitator was amazing! Was great in every way!"
- "I loved it. Will do more classes"

Hobbies & High Tea

Hobbies & High Tea is a series of interactive and creative workshops that aims to increase community participation, develop a new hobby and inspire the community to be more creative. Having a hobby brings us joy and enriches our lives. It gives us something fun to do during our leisure time and affords us the opportunity to learn new skills while connecting with others.

The Junction Co. Team is delivering creative workshops in Hedland with the objective of teaching people new skills in a friendly atmosphere.
During the third quarter we have delivered:

- 25 February 2023, South Hedland Public Library: Hand Embroidery - Mulla Mulla Mandala, Attendees: 8; This particular workshop teaches basic hand embroidery skills. This workshop teaches 3 versatile hand embroidery stitches and attendees will leave with a complete or almost complete mandala design inspired by the local native wildflower, the Mulla Mulla. The workshop facilitator was Mel.
- 11 March, Courthouse Gallery+Studio: Floral Wreath Making Workshop, Attendees: 4; This was an interactive, beginner friendly workshop of DIY craft, making a bespoke floral wreath, using delicate preserved dried flowers and foliage. Workshops attracted the new visitors to the Gallery.
- 25 March 2023, South Hedland Public Library: Felt Flower Easter Basket. Attendees: This was a fun workshop for attendees 12yo+ teaching basic felt skills. Attendees left the workshop with their very own beautifully decorated basket, just in time for Easter.

Feedback:

- "Fun, easy, enjoyable. Keep doing them, this was great!!!"
- "Great way to practice being mindful. Loved learning something new. Fantastic facilitator, very patient and friendly 😊."



- "Delicious and suited all tastes"
- "One of my favourite workshops. I could've kept going the whole day with the activity. Christelle managed the time perfectly for us to be able to complete the wreath on time".
- "I loved it, it was very fun. Would love to do it again and again!"
- "Great workshop. Thank you I really enjoyed it! Would like a longer session if ever an opportunity, only as I didn't realise how much I'd love it, haha. Thank you!"

*Arting Around – Seniors Art Workshop
Commenced on 22 February 2023, ongoing during the school term
South Hedland Public Library
Attendees: 20*

For the past few years, the Junction Co. have been regularly engaging with Hedland disability support services to provide art and craft workshops and capacity building programs, alongside exhibition tours to their clients living with a disability. To formalise these programs, and provide more structure and purpose to the activities, The Junction Co commenced the Pilbara Creative Disability Inclusion Program at the start of 2022. A social inclusion program for marginalised regional communities, there are three main components, an accessibility training resource for arts workers, creative professional development for disability support staff and carers, and regular skills and development workshops for those living with a disability.

In order to broaden our reach, The Junction Co has expanded these disability and inclusion workshops outside of the Courthouse Gallery+Studio and our existing partners. An outstanding partner has been the South Hedland Library, which is a great fit for an arts workshop for seniors. Working with South Hedland Library allowed The Junction Co to reach a group we were previously limited to, due to travelling needs as well as assisted us in growing our presence in South Hedland, allowing opportunities for greater partnerships. The Seniors Art Workshop welcomes all seniors to join us in a weekly arts and craft activity, engage and connect in creativity. Each week, participants will be taken through relaxing craft activities which can be taken home. Morning coffee and tea will be provided. The goal of this workshop is to grow a group of like-minded individuals within the community, understanding the need for recreational and social activities amongst the senior's community. The workshop offers a place for seniors to feel empowered through different craft activities. By ensuring the workshop is weekly without requiring a booking, we hope to develop a feeling of consistency and belonging for the group. This workshop addresses the need for wider social inclusion amongst different communities in Hedland by providing art as an avenue to engage, grow and empower.

One of the sessions was facilitated by a wonderful artist, facilitator and art educator, Jacky Cheng, in collaboration with the Form as part of the South Side Bazaar project.







Cooking up the Storm – Harmony Week Edition
17 March 2023
Hedland Well Women's Centre
Attendees: 20

Our Ceramics Coordinator, Nadia and Creative Practitioner, Mel, have celebrated Harmony Week together with the fabulous team at Well Women's centre and amazing Hedland ladies. While Nadia prepared some delicious Egyptian street food, Mel had everyone getting creative making beaded keyrings.

The 2023 Harmony Week theme is EVERYONE BELONGS and today was a true reflection of that.







Creative Enterprise

Elevate: Networking event

25 February 2023, Courthouse Gallery+Studio

Attendees:

Elevate is a program designed to take creative enterprise to the next level. A new session is released online every month. Each one empowering participants with the tools and skills needed to grow their creative business.

This networking event in Portside, heart of the West End, was an opportunity to meet fellow Hedland start ups, home businesses, small businesses, creative entrepreneurs, those who are thinking of starting a business in 2023. It was a platform to exchange ideas, experiences, needs and explore opportunities.

Elevate: Live Masterclass

23 March 2023, online

Attendees: 12

In this 60-minute Live Masterclass that fuses psychology, marketing and design thinking, participants learned how to write stand-out words that stop the social media scroll, creates an instant connection, and ultimately drives their audience into being buyers and customers through the power of words. Session facilitated by the fabulous brand and copy strategist Anita Siek.



Creative Enterprise Program for people with disabilities



*Ongoing weekly program
Courthouse Gallery+Studio and Epic*

The Junction Co. continues with a provision of a series of weekly workshops for Epic, that aim to teach participants new skills and create a pathway for employment/generating income.

Participants had the opportunity to sell created artworks and Christmas inspired products at the Portside Makers Market, where they also connect with the broader Hedland community and practiced their customer service skills. They continue growing their skills and confidence and are now getting ready for the Portside Mother's Day Market.

The program aims to build individual and collective capacity and exchange of skills and knowledge for those living with a disability. Therefore, The Junction Co. Team contribute to social inclusion, wellbeing and participation in arts and cultural activities to those living with a disability.



*StartUp Program - Youth Creative Enterprise
Term 1 2023
Hedland Senior High School*

Program aims to equip young people in skills they need to develop to grow their own business as an entrepreneur! The Junction Co. Team guide and assist participants to take their creative business idea to the next level and get the product on the market. Students will have an opportunity to showcase products to the broader public at the Portside Makers Markets. In this workshop young people learn how to build a business from scratch and be the next entrepreneur of the year. Four HSHS students began their 'Start Up' project with our Creative Practitioners, Amy and Mel. The students are excited about the task ahead to learn how to design, create and produce an item on mass. The Team can't wait to present all the amazing ideas and businesses to the Hedland and national audiences. Students will have an opportunity to launch their business at the upcoming Port Hedland Mother's Day markets.



*Prime Minister Cabinet visit
21 February 2023, Courthouse Gallery+Studio
Attendees: 50*

The Junction Co. was thrilled to host Federal Minister for Resources and Minister for Northern Australia, the Hon Madeleine King MP, in collaboration with the Chamber of Mineral and Energy of WA, and CME members.



Gallery Manager, Valeria Scoponi, provided a tour of the Courthouse Gallery + Studio, showcasing the facility and the activities undertaken to support regional artist and our creative community. Attendees had the chance to meet with Bobbi Lockyer, to experience her artwork and what the artist had to say.





Portside Block Party

The Junction Co were thrilled to kick off 2023 by hosting the first Block Party for the year. An initiative of the Portside Town Team, this gave all Members and Business owners in the area a chance to meet one another and network in a casual setting. It was an incredibly successful night, with many business owners attending who hadn't in prior years. This event raised awareness of the Town Team Movement and showcased the support our local businesses provide one another.

There are many new faces in Town this year who had a chance to meet one another and also connect with many long standing community members to draw on their wealth of experience, and knowledge of the Portside precinct.

Around 80 people came and went throughout the course of the three hour event, with Representatives from BHP, The Town of Port Hedland, Chamber of Commerce, Cat 5, rubbing shoulders with smaller businesses such as Desert Goddess and Sanctum co. Feedback on the night was fantastic with many attendees asking "when's the next one", and "we should do this more often".

The entertainment was provided by the Town of Port Hedland's own David Snyder who wowed everyone with his laid back DJ style and collection of summer vibes music- a hit for sure! The event was family friendly with many children coming along with their parents and dancing along to David's beats and enjoying the positive atmosphere. Food and drinks were shared amongst old friends and new, fresh faces were welcomed to the community and many connections made.





*Welcome to Portside, Art and Culture Tour
Online*

<https://portsidetours.stqry.app/2/tour/15214>

The Junction Co worked closely with local artists, cultural experts to develop a tour that takes visitors on a journey with a series of videos, photographs, stories, audio description and artworks. It is not only a self guided tour but also a fantastic educational tool about the arts and culture of the area.

The Portside Arts and Culture walking tour is an experience initiative that allows for people visiting the Portside precinct in Port Hedland to engage with artworks as well as culture from within the region. The tour aims to showcase local arts and culture in an innovative way, using new technology to make it interesting and accessible for everyone.

Portside Walking Tours aim to showcase and promote local culture and heritage in an innovative method of communication, in the form of walking tours using new technology to make it interesting and accessible for everyone and anywhere. The Portside Arts and Culture walking tour aims to create awareness and engagement with local arts and culture within the Portside precinct and bring higher visitations into the area, either tourists or locals who wish to gain further insight and understanding of the local culture.

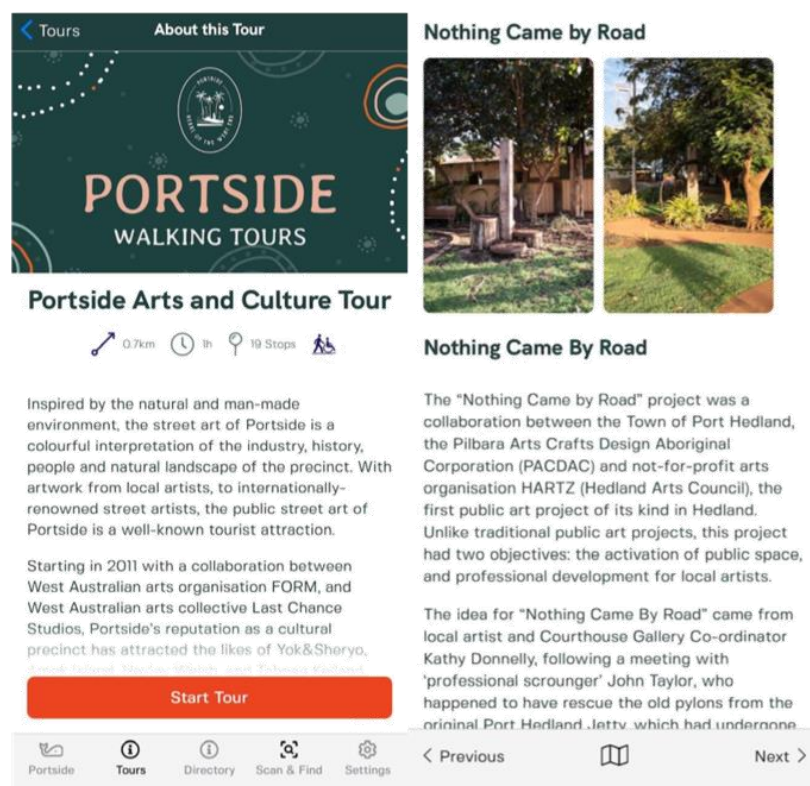
Inspired by the natural and man-made environment, the street art of Portside is a colourful interpretation of the industry, history, people and natural landscape of the precinct. With artwork from local artists, to internationally-renowned street artists, the public street art of Portside is a well-known tourist attraction. Arts and culture is an integral part of the social fabric of the Port Hedland community and continues to play a role in defining the community's identity.

We invite you to dive in and discover the stories behind the art and hear from local artists about how art has shaped Portside.

Start your art tour at the Port Hedland Courthouse Gallery+Studio, an old courthouse that has been converted into an arts and culture hub, supporting hundreds of artists' careers in the Pilbara and broader Western Australia.

Portside Walking tours mobile application is available on Google Play and Apple store.





Courthouse Gallery+Studio



Listen to the audio

Courthouse Gallery

Start/End Point

Currently Courthouse Gallery + Studio

16 Edgar Street, Port Hedland

The first Courthouse was located on Wedge Street, a handsome stone building where the ANZ Bank now stands. Constructed in 1905, in its time the building was used not only as a courthouse but also as a warehouse, single-men's quarters and a bank – and its southern wall doubled as the

Engage Grow Empower by Samantha Boon and Blank Walls



Engage Grow Empower Mural designed by Samantha Boon and produced by Blank Walls

A recent installation in Portside, the 'Engage Grow Empower' mural is a collaboration between digital artist Samantha Boon, and mural creators Blank Walls. This mural is located on Imagination Lane, at the rear entrance to the Courthouse Gallery+Studio. The location is also a popular spot for community events and creative programming, so the theme of 'Engage Grow Empower' emphasises the value of this space to the community.

The mural was created as part of the Courthouse Gallery Studio 2022 Creative Month Series.



Next >

< Previous



Next >




Marketing and Communication

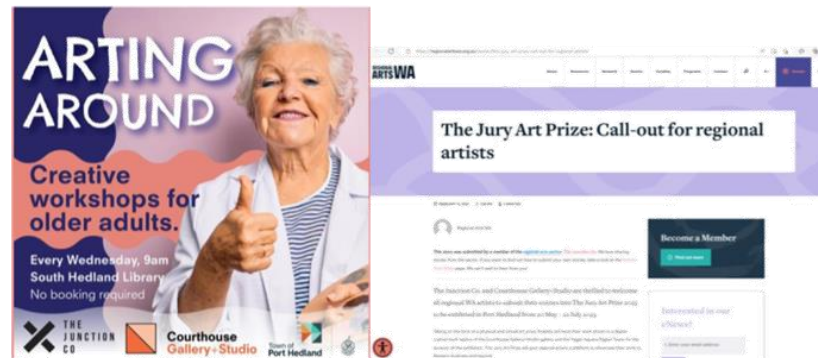
- Continued direction of traffic to The Junction Co. website featuring dedicated pages and functionality to Courthouse Gallery+Studio: <https://thejunctionco.com.au/gallery-studio/>
Attachment 5 - Social media and website statistics
- Continued of fortnightly What's On newsletters – distribution database continues to grow, currently at **1,163 members**.
- Continued opportunity for the Town of Port Hedland representatives to deliver an address on event openings.
- Media partnership with Category 5 for the provision of print and digital advertisements ceased Jan 2023.
- Continued relationship with Pilbara Media Group, implementation of regular radio interviews, investigating regular arts segment on local radio, and continued growth of regional media coverage through ABC and other media outlets.

Attachment 6 – Media Round Up

- Continued inclusion of Town of Port Hedland logos on communications – posters, invitations, internal gallery signage, media releases, advertisements and social media campaigns.









Town of Port Hedland
Local Planning Scheme No. 7

Amendment No. 3

Rezoning the following South Hedland lots from
'Service Commercial' to 'Mixed Use' zone:

Byass Street: 5260 (No. 1); 10 (No. 2); 5259 (No. 3);
5258 (No. 5); 12 (No. 7); 202 (No. 8); 100 (No. 9); 201
(No. 10) and 3 (No. 15).

Hunt Street: 1 (No.1); 101 (No. 2) and 2 (No.3).

Nairn Street: 278 (No. 1); 266 (No. 2); 277 (No. 3);
276 (No. 5); 267 (No. 6); 275 (No. 7); 274 (No. 9); 273
(No. 11); 268 (No. 12); 5250 (No. 15); 269 (No. 18)
and 270 (No. 22).

Planning and Development Act 2005
RESOLUTION TO PREPARE AN AMENDMENT
TO LOCAL PLANNING SCHEME

TOWN OF PORT HEDLAND LOCAL PLANNING SCHEME NO. 7

AMENDMENT No. 3

Resolved that the Local Government pursuant to section 75 of the *Planning and Development Act 2005*, amend the above Local Planning Scheme by:

1. Amending Scheme Tables:

Table 3 - Zoning Objectives:

1.1 Remove the reference to the Service Commercial zone and its Objectives.

Table 4 - Zoning Table:

1.2 Remove the Service Commercial zone and associated permissibility symbols.

Table 7 – Additional requirements that apply to land in Scheme area.

1.3 Requirement No. 3. Landscaping and Screening. Remove the reference to Service Commercial in paragraph (4).

1.4 Requirement No. 9. Description of Land – Mixed Use, Commercial and Service Commercial. Remove the reference to Service Commercial zone.

2. Amending Scheme Map 10:

Modification	Address	Proposed Modification	Area (m2)
1	Lot 5260 on DP 214805 (No. 1) Byass Street.	Amend from Service Commercial to Mixed Use.	3,412
2	Lot 10 on DP 409778 (No. 2) Byass Street.	Amend from Service Commercial to Mixed Use.	6,951
3	Lot 5259 on DP 214805 (No. 3) Byass Street.	Amend from Service Commercial to Mixed Use.	4,977
4	Lot 5258 on DP 214805 (No. 5) Byass Street.	Amend from Service Commercial to Mixed Use.	3,753
5	Lot 12 on DP 15519 (No. 7) Byass Street.	Amend from Service Commercial to Mixed Use.	3,933
6	Lot 202 on DP 90974 (No. 8) Byass Street.	Amend from Service Commercial to Mixed Use.	6,207
7	Lot 100 on DP 98166 (No.9) Byass Street.	Amend from Service Commercial to Mixed Use.	3,558

8	Lot 201 on DP 90973 (No. 10) Byass Street.	Amend from Service Commercial to Mixed Use.	2,226
9	Lot 3 on DP 15519 (No. 15) Byass Street.	Amend from Service Commercial to Mixed Use.	1,097
10	Lot 1 on DP 15519 (No. 1) Hunt Street.	Amend from Service Commercial to Mixed Use.	1,171
11	Lot 101 on DP 27599 (No. 2) Hunt Street.	Amend from Service Commercial to Mixed Use.	3,558
12	Lot 2 on DP 15519 (No. 3) Hunt Street.	Amend from Service Commercial to Mixed Use.	1,170
13	Lot 278 on DP 23687 (No. 1) Nairn Street.	Amend from Service Commercial to Mixed Use.	1,660
14	Lot 266 on DP 23687 (No. 2) Nairn Street.	Amend from Service Commercial to Mixed Use.	2,468
15	Lot 277 on DP 23687 (No. 3) Nairn Street.	Amend from Service Commercial to Mixed Use.	1,508
16	Lot 276 on DP 23687 (No. 5) Nairn Street.	Amend from Service Commercial to Mixed Use.	1,518
17	Lot 267 on DP 23687 (No. 6) Nairn Street.	Amend from Service Commercial to Mixed Use.	2,533
18	Lot 275 on DP 23687 (No. 7) Nairn Street.	Amend from Service Commercial to Mixed Use.	1,541
19	Lot 274 on DP 23687 (No. 9) Nairn Street.	Amend from Service Commercial to Mixed Use.	1,710
20	Lot 273 on DP 23687 (No. 11) Nairn Street.	Amend from Service Commercial to Mixed Use.	1,596
21	Lot 268 on DP 23687 (No. 12) Nairn Street.	Amend from Service Commercial to Mixed Use.	2,774
22	Lot 5250 on DP 214805 (No. 15) Nairn Street.	Amend from Service Commercial to Mixed Use.	3,582
23	Lot 269 on DP 23687 (No. 18) Nairn Street.	Amend from Service Commercial to Mixed Use.	3,926
24	Lot 270 on DP 23687 (No. 22) Nairn Street.	Amend from Service Commercial to Mixed Use.	4,118
			70.947ha

3. Conclusion

The amendment is standard under the provisions of the *Planning and Development (Local Planning Schemes) Regulations 2015* for the following reasons:

- a) It is consistent with the Town's Local Planning Strategy;
- b) It will have minimal impact on land in the scheme area that is not subject to the amendment; and
- c) It will not result in any significant environmental, social, economic or governance impacts on land in the scheme area.

Dated this _____ day of _____ 2023

Chief Executive Office

AMENDMENT REPORT

1.0 INTRODUCTION

It is proposed that the land bounded by Gregory Street, Murdoch Drive, Forest Circle, Mitchie Crescent and Bottlebrush Crescent, South Hedland (the subject land), currently zoned Service Commercial be rezoned to Mixed Use. See Figure 1. Locality Plan.

The amendment is deemed to be a 'Standard' amendment under the provisions of the Planning and Development (Local Planning Schemes) Regulations 2015 for the following reasons:

- It is generally consistent with the Town of Port Hedland Local Planning Strategy;
- It will have minimal impact on land in the Scheme not subject to this amendment; and
- It does not result in any significant environmental, social, economic or governance impacts on land in the Scheme area.

This report sets out the context of the proposed amendment in the planning framework, along with suitability and capability for rezoning. This report includes a description of the following matters:

- Site details and locational information;
- Description of the existing land uses and site attributes;
- Consideration of relevant planning framework;
- Detailed explanation of the proposed amendment; and
- Justification for the proposed amendment.

2.0 BACKGROUND

The subject land applies to 24 lots covering an area of 70.947 ha. and located immediately east of the South Hedland town centre, see Figure 2. Site Plan. The land contains the following mix of land uses:

- Bulky goods showrooms;
- Educational establishments;
- Liquor store;
- Motor vehicle wash facilities;
- Offices;
- Recreation – private;
- Shops;
- Trade supplies; and
- Warehouse storage.

This report has been prepared by the Town following a request from Pilbara Constructions for the rezoning of four lots within the subject land to Mixed Use. An excerpt from LPS 7 Map 10 is contained in Figure 3. The indicative plan submitted by Pilbara Constructions indicated an intention to develop workforce accommodation, offices and other commercial development on their land.

The Town has undertaken a land use survey of the Service Commercial land. It is in close proximity to the town centre and while much of the land is developed it can be seen that it contains uses which would be more closely associated with a light industrial area, these include the storage of industrial and construction equipment, laydown areas and vehicle wash facilities.

Some of the established land uses include offices and educational establishments which are 'X' uses under the Service Commercial zone and operate as non-conforming land uses.



Figure 1. Locality Plan



Figure 2. The subject land.

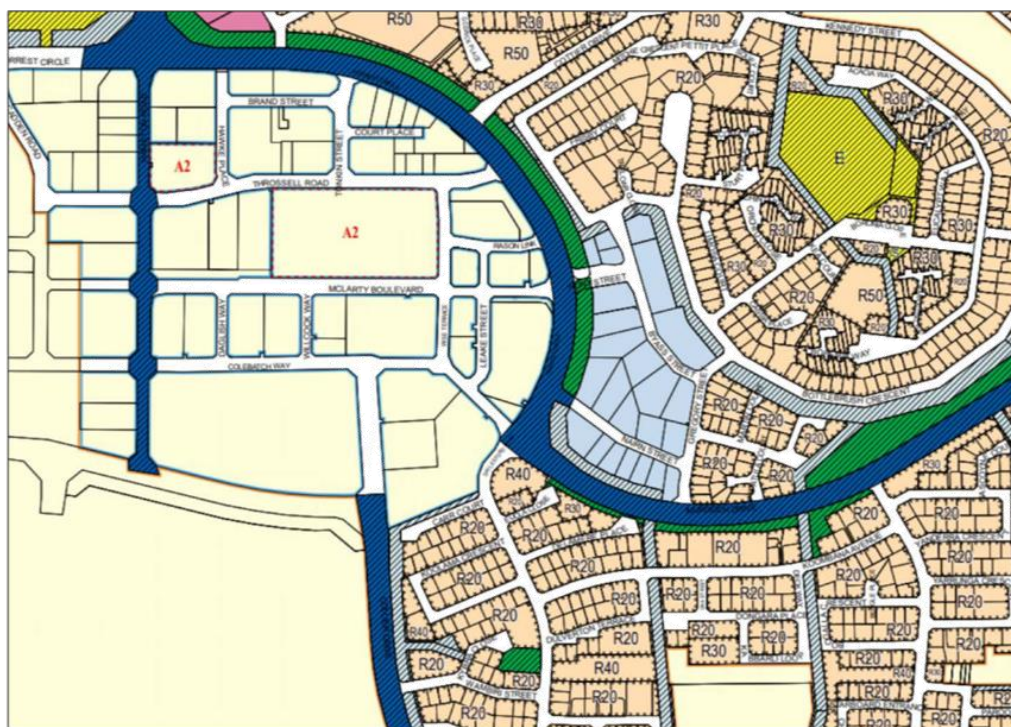


Figure 3. Excerpt from LPS 7, Map 10.

- | | |
|--|--|
| Centre | District Distributor Road |
| Urban Development | Drainage/Waterway |
| Service Commercial | Public Open Space |
| Residential | |

3.0 SITE ANALYSIS

3.1 Access

The subject land is located immediately east of the South Hedland Town Centre and has good road connectivity to the Centre via Forrest Circuit and Murdoch Drive, which are classified as District Distributor Roads, and to areas outside of South Hedland. The other roads connecting the subject land to the adjoining area are classified as Local Roads.

3.2 Bushfire

The subject land is not located within a Bushfire prone area as identified in Department of Fire and Emergency Services ('DFES') Map of Bushfire Prone Areas.

3.3 Heritage

The South Hedland Concept is included within the Town of Port Hedland Heritage Inventory. The Statement of Significance for the site states that South Hedland is of historical significance as a purpose designed and constructed town concept in Port Hedland. The place is graded as Category C, being a place/site of some cultural heritage significance to Town of Port Hedland. This designation is not considered to be a constraint to the future development of the subject land.

No sites within the subject land included within the WA Heritage Council's State Heritage Register. There are no sites of Aboriginal significance identified through the Aboriginal Heritage Inquiry System.

3.4 Contaminated Sites

A desktop search of the DWER Contaminated Sites Database indicates that the subject land does not contain contaminated sites.

3.5 Servicing

Water and power services are available to the subject land. The locality is connected to the Water Corporation's deep sewer system.

3.6 Acid Sulphate Soils

The Department of Water and Environmental Regulation ('DWER') Acid Sulphate Soil Risk Map, indicates that the subject land does not contain any known risk of encountering acid sulphate soils.

3.7 Flooding and Drainage

South Hedland falls within a DWER flood plain mapping 1 in 100(1%) AEP Floodway and flood fringe area and the subject land is abutted by floodway drainage reserves on its northern, southern and eastern boundaries. These channels also connect to a public open space reserve on the western boundary of the site which drains stormwater away from and to the west of the of South Hedland urban area.

The presence of these drainage facilities is not considered to be a constraint to development within the subject land.

3.8 Flora and Fauna

All of the land within the subject site has been developed or cleared of vegetation.

4.0 LOCAL PLANNING CONTEXT

4.1 Planning and Development (Local Planning Schemes) Regulations (2015)

The Planning and Development (Local Planning Scheme) Regulations 2015 (the Regulations) made under the Planning and Development Act 2005 (the Act), govern the way in which local planning strategies and local planning schemes are prepared, consolidated and amended. Section 75 of the Act provides local governments with the ability to amend a local planning scheme and the Regulations divide scheme amendments into either a basic, standard or complex classification

The amendment is standard under the provisions of the *Planning and Development (Local Planning Schemes) Regulations 2015* for the following reasons:

- a) It is consistent with the Town's Local Planning Strategy;
- b) It will have minimal impact on land in the scheme area that is not subject to the amendment; and
- c) It will not result in any significant environmental, social, economic or governance impacts on land in the scheme area.

4.2 Town of Port Hedland Local Planning Strategy (2021)

The Local Planning Strategy sets out the medium to long term planning directions for the Town over the next 10-15 years, and provides the rationale for the zones and other provisions of LPS 7, see Figure 4. It also notes that the development of the centre is to be guided by the South Hedland Town Centre Development Plan (2014).

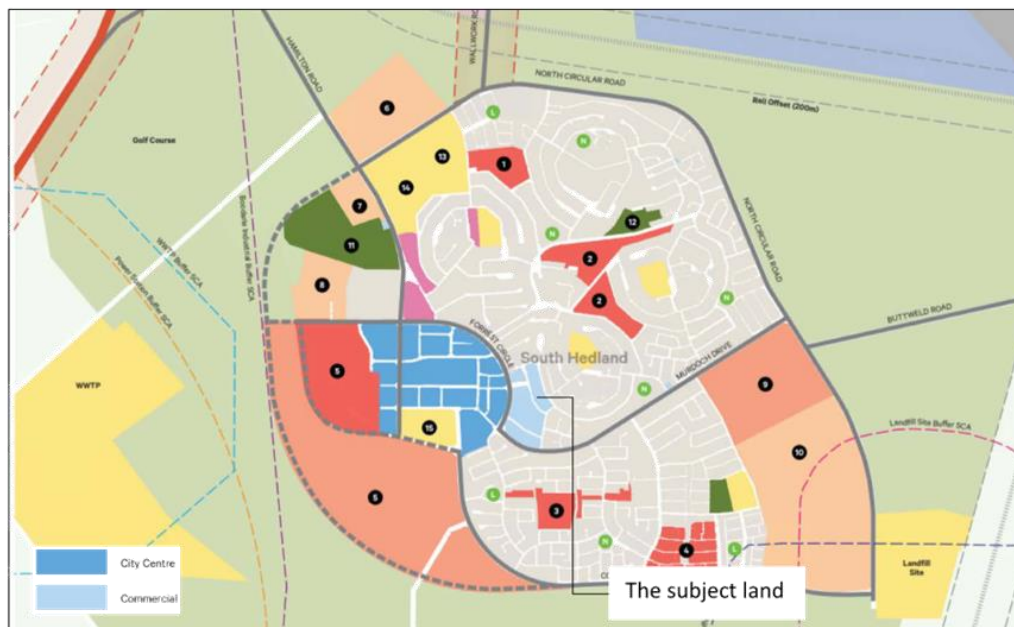


Figure 4. Town of Port Hedland Local Planning Strategy (2021)

The document includes the Precinct Objectives for South Hedland City Centre, which includes the subject land. The objectives include facilitating residential and mixed use development. The document states that:

South Hedland contains the 'City Centre', which will be the focus of future retail and commercial growth in the district and will continue to provide regional level retailing services. It is intended that ultimately this centre will grow to support the growth of the Town into a City.

The subject land is designated in the Strategy for 'commercial' land uses, while identifying and area immediately north of the town centre for 'mixed use'.

4.3 South Hedland Town Centre Development Plan (2014)

This plan was prepared by LandCorp and adopted by the Town of Port Hedland and the Western Australian Planning Commission. Under the plan the subject land is identified as Precinct E – Eastern Gateway Commercial. The plan indicates that the Precinct should accommodate Mixed Use Development. See Figure 5.



Figure 5. South Hedland Town Centre Development Plan

Under the Development Plan it is stated that the Precinct:

Is located to the east of Forrest Circle and has been incorporated into the SHTC in reflection of its similar pattern of land use and future redevelopment potential. An important outcome of the Pilbara's Port City Growth Plan process, this area

was recognised as forming part of what should be planned as the wider Town Centre.

The precinct forms the eastern commercial gateway to the Town Centre with showrooms and commercial uses encouraged. Connectivity to the Main Street and Community Hub has been strengthened through the 2008 Development Plan work resulting in the direct connection of Hunt Street now constructed.

Furthermore the Plan identifies the following key land use and development considerations:

Existing Commercial: The established pattern of development on Hunt, Byass and Nairn Street is recognised by the Development Plan. While the Development Plan provides a conceptual model of redevelopment within this area, it is acknowledged that the land holdings will ultimately redevelop at the discretion of private landowners. Nevertheless, opportunities for coordinated redevelopment, and through this process, the introduction of mixed use development reflecting the Town Centre objectives should be encouraged.

The Plan includes preferred uses for the Eastern Gateway precinct which include the following:

Hotel, motel, arts and craft centre, industry-cottage, dry cleaning, office, outdoor display, reception centre, shop, showroom, carpark, consulting rooms, emergency services, medical centre, place of animal care, private recreation and public recreation.

The proposed rezoning can be seen as being consistent with the objectives of the Development Plan in that it facilitates mixed use development ancillary to Town Centre activities as anticipated under the Development Plan.

4.4 Town of Port Hedland Local Planning Scheme No. 7 (2021)

The Local Planning Strategy sets out the medium to long term planning directions for the Town over the next 10-15 years, and provides the rationale for the zones and other provisions of LPS 7.

The subject land is currently zoned Service Commercial the objectives of the zone are:

- *To accommodate commercial activities which, because of the nature of the business, require good vehicular access and/or large sites.*
- *To provide for a range of wholesale sales, showrooms, trade and services which, by reason of their scale, character, operational or land requirements, are not generally appropriate in, or cannot conveniently or economically be accommodated in, the central area, shops and offices or industrial zones.*

The objectives of the proposed Mixed Use zone are:

- *To provide for a wide variety of active uses on street level which are compatible with residential and other non-active uses on upper levels.*
- *To allow for the development of a mix of varied but compatible land uses such as housing, offices, showrooms, amusement centres, eating establishments and appropriate activities which do not generate nuisances detrimental to the amenity of the district or to the health, welfare and safety of its residents.*

There are a number zones where uses are permitted in the Mixed Use zone but not in the Service Commercial zone and vice versa as can be seen in Table 1. below:

Use and Development Class	Proposed Mixed Use Zone	Existing Service Commercial Zone
Aged or dependent persons dwelling	A	X
Amusement parlour	D	X
Animal establishment	X	A
Art gallery	D	X
Betting agency	A	X
Bulky goods	X	P
Child care premises	D	X
Cinema / Theatre	D	X
Commercial vehicle parking	D	P
Community purpose	D	P
Consulting rooms	P	A
Convenience store	P	D
Dwelling (multiple)	D	X
Educational establishment	D	X
Family day care	P	X
Funeral parlour	X	D
Garden centre	A	D
Holiday accommodation	D	X
Home business	D	X
Home office	P	X
Hotel	A	X
Market	A	X
Medical centre	D	X
Motel	A	X
Motor vehicle, boat or caravan sales	X	D
Motor vehicle repair	X	D
Motor vehicle wash	X	D
Nightclub	A	X
Office	P	I
Place of worship	A	X
Reception centre	D	X
Recreation – private	D	X
Residential aged care facility	A	X
Residential building	D	X
Restaurant / cafe	P	X
Serviced apartment	A	X
Service station	A	D
Small bar	D	X
Tavern	D	X
Tourist development	D	X
Trade Display	X	P
Trade Supplies	X	D
Veterinary centre	A	D
Warehouse / storage	X	D
Workforce accommodation	A	X

Table 1. Zoning Table

5.0 PLANNING RATIONALE FOR PROPOSED SCHEME AMENDMENT CHANGES

The subject land is the only area within the Town of Port Hedland that is zoned Service Commercial. However, areas within the Kingsford Business Park and the Port Hedland International Airport (PHIA) are zoned SU1 and SU2 and the Wedgefield industrial area is zoned Light Industrial.

These alternative zones can accommodate uses which could be approved within the Service Commercial zone including bulky goods showrooms, trade displays and supplies, educational establishments, motor vehicle repair, motor vehicle wash, motor vehicle boat or caravan sales, funeral parlour, reception centre, recreation – private, warehouse/storage and workforce accommodation.

It is considered that Wedgefield, the PHIA and Kingsford Business Park are more appropriate for and have a better capacity to accommodate these uses. Additionally, a number of the uses that have been established in the subject land such as laydown areas, storage of industrial and construction equipment, warehouses and motor vehicle washing facilities do not enhance the South Hedland town centre as envisioned in the South Hedland Town Centre Development Plan. The proposed zoning will encourage a higher standard of development more in keeping with the site's town centre location.

A comparison of uses between the proposed Mixed Use zone and the existing Service Commercial zones is set out in Table 1. It illustrates that the proposed amendment provides the capability for approval as 'P' uses those which are currently 'X' uses including the following - aged or dependent persons dwellings, aged care facilities, serviced apartments, workforce accommodation, child care premises, family day care facilities, grouped dwellings, holiday accommodation, hotel and motel uses, educational establishments, places of worship, reception centres, recreation – private, restaurant, tourist development.

The majority of these uses are residential in nature, and it is considered that the South Hedland town centre is more suited to these types of activities. There is a high demand for residential and child care facilities and these uses would be more compatible with the adjoining residential areas.

It is recognised that 'Offices' would become a 'P' permitted use rather than the existing 'I' incidental use through the amendment. The potential exists under this permissibility for there to be a reduced take-up of land for office development within the Hammond Road / McLarty Boulevard axis of the town centre. However, the town centre has land available for development that is less constrained in terms of lot size and configuration, is more of a premium locality and has established large organisations such as the Wirraka May Health Service and the Hedland Health Campus in addition to the town's principal retail facilities. Furthermore, there is a relatively small number of vacant lots available within the subject land.

It is recognised that existing there exist some 'bulky goods showroom' and 'motor vehicle wash' and 'industry - light' uses, which are 'D' - discretionary uses under the Service Commercial zone, would become 'X' - not permitted uses under the Mixed Use zone. It is accepted that these would become non-conforming uses with the adoption of the scheme amendment.

6.0 CONCLUSION

This amendment is a standard amendment under the provisions of *the Planning and Development (Local Planning Schemes) Regulations 2015* for the following reasons:

- a) It is consistent with the Town's Local Planning Strategy;
- b) It will have minimal impacts on land in the Scheme area that is not subject to the amendment; and
- c) It will not result in any significant environmental, social, economic or governance impacts on land in the Scheme area.

The proposed amendment is considered to be consistent with all relevant elements of the State and local planning frameworks.

On the basis of the information contained in this report, it is recommended that the amendment be supported.

COUNCIL ADOPTION

This Standard Amendment was adopted by resolution of the Council of the Town of Port Hedland at the Council Meeting of the Council held on the [day] day of [month], [year].

.....
MAYOR

.....
CHIEF EXECUTIVE OFFICER

COUNCIL RESOLUTION TO ADVERTISE

by resolution of the Council of Port Hedland at the Council Meeting of the Council held on the [day] day of [month], [year], proceed to advertise this Amendment.

.....
MAYOR

.....
CHIEF EXECUTIVE OFFICER

COUNCIL RECOMMENDATION

This Amendment is recommended for support by resolution of the Town of Port Hedland at the [NAME] Meeting of the Council held on the [number] day of [month], 20[year] and the Common Seal of the [LOCAL GOVERNMENT] was hereunto affixed by the authority of a resolution of the Council in the presence of:

.....
MAYOR

.....
CHIEF EXECUTIVE OFFICER

WAPC ENDORSEMENT (r.63)

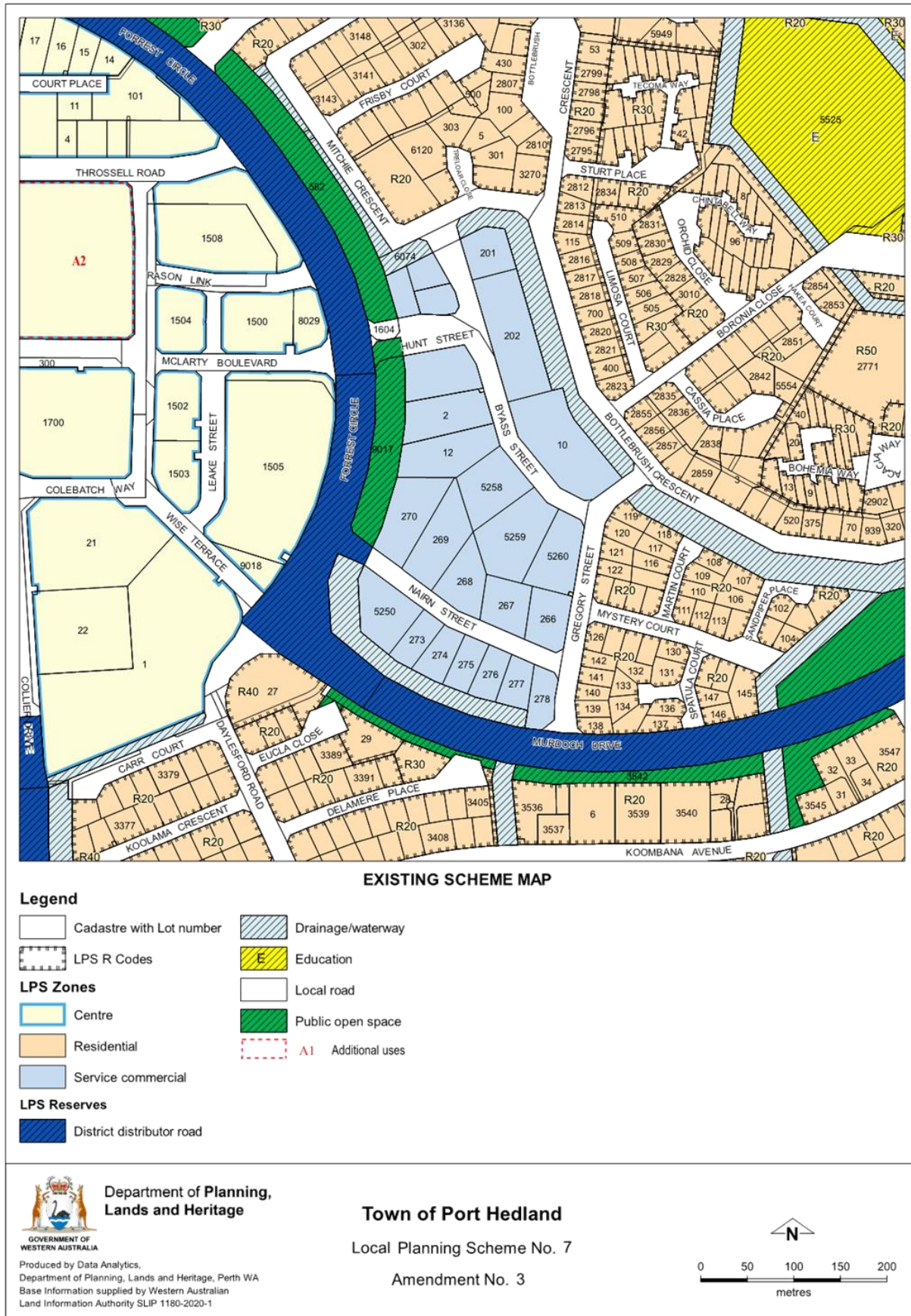
.....
**DELEGATED UNDER S.16 OF
THE P&D ACT 2005**

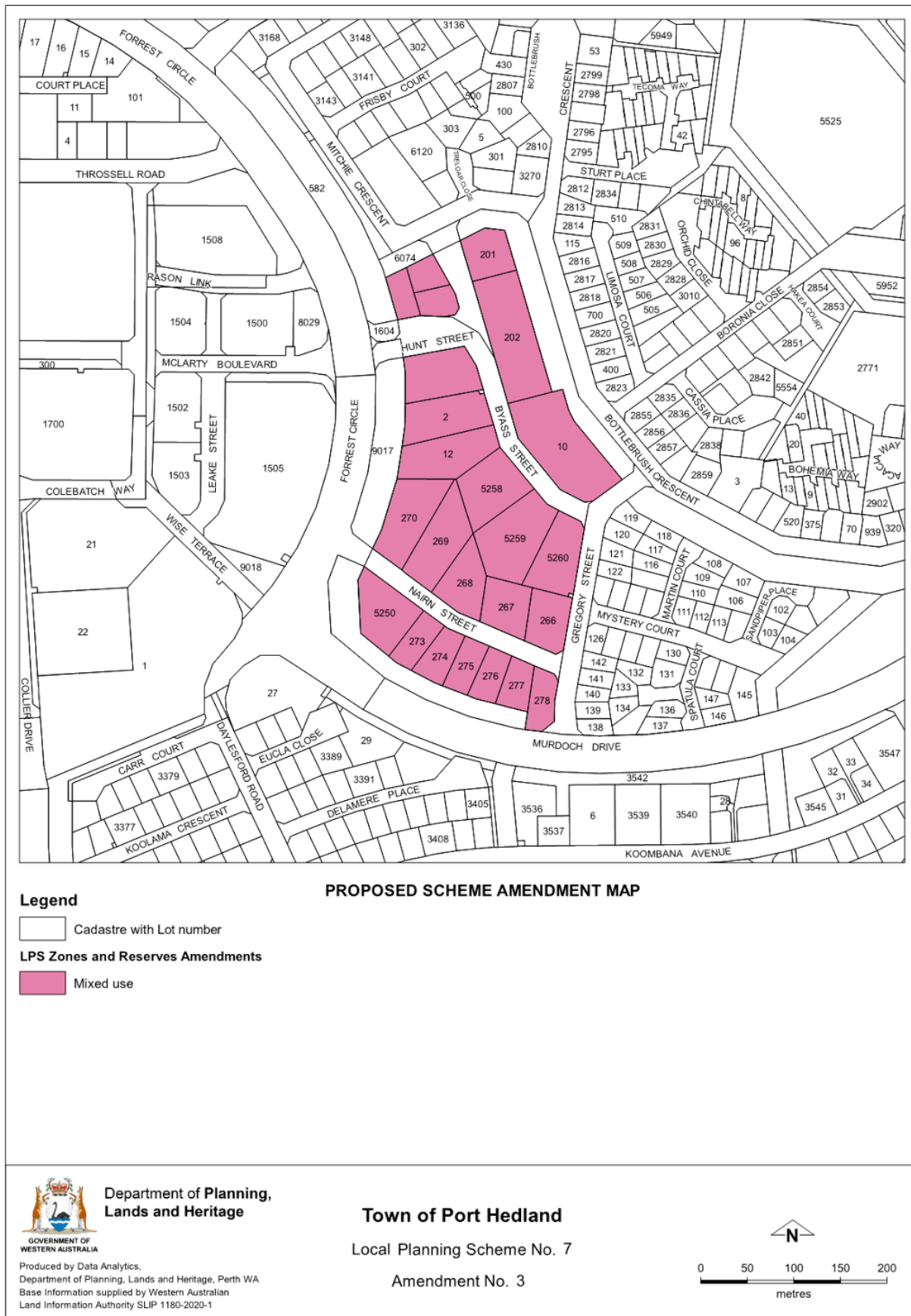
DATE.....

APPROVAL GRANTED

.....
MINISTER FOR PLANNING

DATE.....







Town of Port Hedland
Local Planning Scheme No. 7

Amendment No. 1 – Omnibus Amendment

Planning and Development Act 2005
RESOLUTION TO PREPARE AN AMENDMENT
TO LOCAL PLANNING SCHEME

TOWN OF PORT HEDLAND LOCAL PLANNING SCHEME NO. 7

AMENDMENT No. 1

Resolved that the Local Government pursuant to section 75 of the *Planning and Development Act 2005*, amend the above Local Planning Scheme by:

1. Correction of Minor Text Errors and Omissions

- 1.1 In Schedule A – Supplemental provisions to the deemed provisions, Section 61. delete (1) Development approval of the local government is not required for the following works -.
- 1.2 In Schedule A – Supplemental provisions to the deemed provisions, Section 61.(1) delete (k) The carrying out of works urgently necessary for safety reasons, the safety or security of plant or equipment or the maintenance of essential services;
- 1.3 In Schedule A – Supplemental provisions to the deemed provisions, Section 61.(1) delete (l) The erection of a lot boundary fence other than a street boundary in a zone where the R-Codes do not apply and the fence complies with the requirements of the relevant local planning policy;
- 1.4 In Schedule A – Supplemental provisions to the deemed provisions, Section 61.(1) delete (m) Demolition of any building or structure except as otherwise required by the Scheme or the deemed provisions;
- 1.5 In Schedule A – Supplemental provisions to the deemed provisions, Section 61.(1) delete (n) A cubby house which has a floor area of 10m² or less, is no more than 2.4m in height and setback a minimum of 1m from a lot boundary;
- 1.6 In Schedule A – Supplemental provisions to the deemed provisions, Section 61.(1) delete (o) A temporary building associated with a construction site, located wholly on site for the duration of time that a valid development approval and/or building permit is in place and where active construction/building work is being undertaken;
- 1.7 In Schedule A – Supplemental provisions to the deemed provisions, Section 61.(1) delete (p) A shipping/sea container placed wholly on a residential property for the purposes of relocating personal effects, for a maximum of seven days.

- 1.8 In Schedule A – Supplemental provisions to the deemed provisions, Section 61.(1) delete (q) In a zone where the R-codes do not apply, a satellite dish with a diameter not exceeding 1.2m;
- 1.9 In Schedule A – Supplemental provisions to the deemed provisions, Section 61.(1) delete (r) Solar collectors installed on the roof of a building.
- 1.10 In Schedule A – Supplemental provisions to the deemed provisions, Section 61. Development for which development approval not required. Insert (1) Development approval is not required for works if —
- (a) the works are of a class specified in Column 1 of an item in the Table; and
 - (b) if conditions are set out in Column 2 of the Table opposite that item — all of those conditions are satisfied in relation to the works.
- 1.11 In Schedule A – Supplemental provisions to the deemed provisions, Section 61. Insert as per the deemed provisions a Table with the following headers: Column 1 Works and Column 2 Conditions.
- 1.12 In Schedule A – Supplemental provisions to the deemed provisions, Section 61. Insert in the Table Item 22. under Column 1 Works, The erection of a lot boundary fence other than within a street boundary. Insert under Column 2 Conditions:
- (a) The works are located in a zone where the R-Codes do not apply.
 - (b) The fence complies with the requirements of the relevant local planning policy.
- 1.13 In Schedule A – Supplemental provisions to the deemed provisions, Section 61. Insert in the Table Item 23. under Column 1 Works, The erection of a temporary building associated with a construction site, located wholly on site. Insert under Column 2 Conditions:
- (a) The temporary building is on site for the duration of time that a valid development approval and/or building permit is in place.
 - (b) Active construction/building work is being undertaken.
- 1.14 In Schedule A – Supplemental provisions to the deemed provisions, Section 61. Insert in the Table Item 24. under Column 1 Works, The installation of a shipping/sea container placed wholly on a residential property for the purposes of relocating personal effects. Insert under Column 2 Conditions:
- (a) The works are located in a zone where the R-Codes do apply.
 - (b) The shipping container is to be on site for a maximum of seven days.
- 1.15 In Schedule A – Supplemental provisions to the deemed provisions, Section 61. Insert in the Table Item 25. under Column 1 Works, The installation of a satellite dish with a diameter not exceeding 1.2m. Insert under Column 2 Conditions:
- The works are located in a zone where the R-Codes do apply.
- 1.16 In Schedule A – Supplemental provisions to the deemed provisions, Section 61. Insert in the Table Item 26. under Column 1 Works, The installation of, or alterations or additions to shade sails. Insert under Column 2 Conditions:

The works are located in a zone where the R-Codes do not apply.

- 1.17 In Schedule A – Supplemental provisions to the deemed provisions, Section 61.(2) delete (g) The keeping of bees;
- 1.18 In Schedule A – Supplemental provisions to the deemed provisions, Section 61.(2) renumber (h) Street trading where the use complies with the parking requirements of any applicable local planning policy adopted by the local government to (a).
- 1.19 In Schedule A - Supplemental provisions to the deemed provisions, replace Section 67. Matters to be considered by local government with 67. Consideration of application by local government.
- 1.20 In Schedule A - Supplemental provisions to the deemed provisions Section 67. Insert (2) In considering an application for development approval (other than an application on which approval cannot be granted under subclause (1)), the local government is to have due regard to the following matters to the extent that, in the opinion of the local government, those matters are relevant to the development the subject of the application —.
- 1.21 In Schedule 2 – Structure Plan Areas. Legend and Map where numbers are obscured by dot points are to be corrected.

2. Zoning Table – Table 4

Amend Table 4 - Zoning Table:

- 2.1 Within the 'Centre Zone' change 'Dwelling (grouped)' to 'A' use.
- 2.2 Within zones where 'Family Day Care' is a 'P' use change to 'D' use.

3. Specified Additional Uses for Zoned Land in Scheme Area – Table 5

Amend Table 5:

- 3.1 Amend A1 in relation to Lot 3794 (14-16) Munda Way, Wedgefield removing the lot from the list of lots for which a caretaker's dwelling is permitted as an additional use. Confirm the address as Lot 3794 (16) Munda Way.
- 3.2 Amend A1 in relation to Lot 3793 (14-16) changing the address to Lot 3793 (14) Munda Way.
- 3.3 Include A4 to apply to Lot 27 (2) Daylesford Road, South Hedland with the additional uses of medical centre ('D'), shop ('D') and office ('D').

4. Special Use Zones in Scheme Area – Table 6

Amend Table 6:

- 4.1 Workforce Accommodation – 'D' to be deleted from SU2.

5. Correction of Mapping Errors and Omissions

Amending the Scheme Maps as follows:

Modification Number	Address	Proposed Modification
5.1	Lot 5868 on DP 192287 (No. 24) Roberts Street, South Hedland. (Map 10).	Amend from Residential R20 to Reserve – Drainage / Waterway.
5.2	Lot 500 on DP 77200 Roberts Street, South Hedland. (Map 10).	Amend from Reserve - Local Road to Reserve - Public Open Space.
5.3	Lots 195, 196, 197 and 198 on DP 76644 and Lot 1 on SP67297, Skippers Loop, South Hedland. (Map 10).	Amend from Urban Development to Residential R30.
5.4	Lot 505 on DP 408840. NW Junction of North Circular Road and Hamilton Road, South Hedland. (Map 10).	Amend Lot 505 from Environmental Conservation Reserve to District Distributor Road.
5.5	Lot 506 on DP 408840. NE Junction of North Circular Road and Hamilton Road, South Hedland. (Map 10 & Map 8).	Amend Lot 506 from Urban Development to District Distributor Road.
5.6	Portion of Lot 2520 on DP 180505 for power station on Shoata Road, South Hedland (Map 10).	Amend portion of Lot 2520 from Environmental Conservation to Infrastructure Services
5.7	Lot 435 on DP 404824 Altitude Ave., Wedgefield. (Map 9 & 8).	Amend Lot 435 from Special Use Area SU2 to SU1.
5.8	Lot 436 on DP 402661 Bailey Retreat, Wedgefield. (Map 9).	Amend portion of Lot 436 from Special Use Area SU2 to SU1.
5.9	Lot 437 on DP 404824 Bailey Retreat, Wedgefield. (Map 9).	Amend portion of Lot 437 from Special Use Area SU2 to SU1.
5.10	Lot 438 on DP 404824 Bailey Retreat, Wedgefield. (Map 9).	Amend portion of Lot 438 from Special Use Area SU2 to SU1.
5.11	Lot 439 on DP 404824 Bailey Retreat, Wedgefield. (Map 9).	Amend portion of Lot 439 from Special Use Area SU2 to SU1.
5.12	Lot 9006 on DP 404823. Abutting Altitude Ave., Wedgefield. (Map 9).	Amend portion of Lot 9006 from Special Use Area SU1 to SU2.
5.13	Lot 9007 on DP 404824 Altitude Ave., Wedgefield. (Map 9).	Amend portion of Lot 9007 from Special Use Area SU1 to SU2.

5.14	Lot 9008 on DP 404824 Altitude Ave., Wedgefield (Map 9).	Amend portion of Lot 9008 to from Special Use Area SU1 to SU2.
5.15	Additional uses to Lot 27 on DP 76198 (No. 2) Daylesford Rd., South Hedland. (Map 10).	Add the designation A4 to Lot 27 on Zoning Map 10. Modify Table 5 by including A4 with the additional uses of medical centre, shop and office.
5.16	Great Northern Highway realignment. Portion of Lot 9007 on DP 404824. Portion of Lot 9004 on DP 404823. (Map 9).	Amend existing alignment route of Great Northern Highway from Special Use SU1 to Primary Distributor Road.
5.17	Great Northern Highway realignment. Portion of Lot 6049 on DP 220990. (Map 9).	Amend portion of Lot 6049 from Local Road to Primary Distributor Road.
5.18	Great Northern Highway realignment. Portion of VCL Land ID No.3100073. (Map 9).	Amend portion of VCL Land ID No.3100073 from Environmental Conservation Reserve to Primary Distributor Road.
5.19	Great Northern Highway realignment. Portion of Lot. 6 on DP 41870 (Map 9).	Amend portion of Lot 6 on DP 41870 from Environmental Conservation Reserve to Primary Distributor Road.
5.20	Great Northern Highway realignment. Portion of Lot. 5821 on DP 189888 (Map 9).	Amend portion of Lot 5821 on DP 189888 from Tourism to Primary Distributor Road.
5.21	Great Northern Highway realignment. Portion of Lot 6133 on DP 214106. Portion of Land ID No. 3467455. Portion of Lot 580 on DP 409062. Portion of Lot (Map 9).	Amend existing alignment route of Great Northern Highway from Primary Distributor Road to District Distributor Road.
5.22	Great Northern Highway, Lot 2501 on DP 400968 (Map 7).	Amend Lot 2501 on DP 400968 from Special Use zone to Primary Distributor Road reserve.
5.23	Lot 500 on DP 64542 Forrest Circle, South Hedland. (Map 10).	Amend Lot 500 from Reserve – Education to Mixed Use zone.
5.24	Lots: 100, 1510, 1511, 1512 1513, 1514, 1515, 1516 1517, 1518, 1519, 1520, 1521, 1522, 1523, 1524, 1525, 1529, 1530 and 1531 Sutherland Street & Robinson Street on DP 210932 DP 53123 Port Hedland.	Amend all lots from Residential - R25 to Residential - R40

5.25	Lots: 1, 2, 20, 21, 1532, 1533, 1534, 1535, 1537, 1538, 1539, 1540, 1541, 1542, 1543, 1544, 1545, 1546, 1547, 1548, 1549 & 1551 Sutherland Street & Robinson Street on DP 210932, DP 46090 & DP 77043, Port Hedland.	Amend all lots from Residential - R25 to Residential - R40
------	--	--

6. Conclusion

The amendment is standard under the provisions of the *Planning and Development (Local Planning Schemes) Regulations 2015* for the following reasons:

- a) It is consistent with the Town's Local Planning Strategy;
- b) It will have minimal impact on land in the scheme area that is not subject to the amendment; and
- c) It will not result in any significant environmental, social, economic or governance impacts on land in the scheme area.

Dated this _____ day of _____ 2022

Chief Executive Officer

AMENDMENT REPORT

1.0 INTRODUCTION

On 20 January 2021 the Town of Port Hedland Local Planning Scheme No. 7 (LPS 7) was published in the Government Gazette and came into operation. LPS 7, which incorporates the Scheme text and Scheme maps, controls and guides development and growth within the Town of Port Hedland.

It is common practice to undertake a periodic, relatively minor review of local planning schemes. These reviews are usually undertaken as an 'omnibus amendment' to the scheme and in response to a number of matters which, amongst other things, include changes brought about by ongoing strategy and policy formulation, and/or to effect general improvements for administration purposes.

This amendment proposes a number of changes to LPS 7 to correct minor textual and mapping errors.

2.0 BACKGROUND

The intent and scope of the changes proposed in the amendment can be broadly grouped into the following categories:

- Correction of minor text errors and omissions that were not identified when LPS 7 was first gazetted;
- Updating the zoning table to review the permissibility of certain land uses;
- Address a number of mapping corrections that have been identified through the process of adopting LPS 7 and other minor modifications to the Scheme maps.

This report has been structured to reflect the categories above and provides the rationale for each amendment.

3.0 LOCAL PLANNING CONTEXT

3.1 Town of Port Hedland Local Planning Strategy

The Town's Local Planning Strategy was endorsed by the Western Australian Planning Commission in 2021. The Local Planning Strategy sets out the medium to long term planning directions for the Town over the next 10-15 years, and provides the rationale for the zones and other provisions of LPS 7. The majority of the changes proposed through this Amendment are minor in nature and do not impact any of the strategic recommendations within the Local Planning Strategy.

4.0 PLANNING RATIONALE FOR PROPOSED SCHEME AMENDMENT CHANGES

The changes proposed in this Amendment fall into main categories as follows:

- Correction of minor text errors and omissions that were not identified when LPS 7 was first gazetted;
- Updating the zoning table to review the permissibility of certain land uses;
- Address a number of mapping corrections that have been identified through the process of adopting LPS 7 and other minor modifications to the Scheme maps.

This report has been structured to reflect each of these categories and the rationale for each amendment is provided under the headings below.

4.1 Correction of Minor Text Errors and Omissions

The table below sets out the proposed amendment and the rationale for the change proposed.

Proposed Amendment	Rationale
1.1. In Schedule A – Supplemental provisions to the deemed provisions, Section 61. delete (1) Development approval of the local government is not required for the following works -	To provide consistency with the deemed provisions.
1.2. In Schedule A – Supplemental provisions to the deemed provisions, Section 61.(1) delete (k) The carrying out of works urgently necessary for safety reasons, the safety or security of plant or equipment or the maintenance of essential services.	To provide consistency with the deemed provisions.
1.3. In Schedule A – Supplemental provisions to the deemed provisions, Section 61.(1) delete (l) The erection of a lot boundary fence other than a street boundary in a zone where the R-Codes do not apply and the fence complies with the requirements of the relevant local planning policy;	To provide consistency with the deemed provisions.
1.4. In Schedule A – Supplemental provisions to the deemed provisions, Section 61.(1) delete (m) Demolition of any building or structure except as otherwise required by the Scheme or the deemed provisions;	To provide consistency with the deemed provisions.
1.5. In Schedule A – Supplemental provisions to the deemed provisions, Section 61.(1) delete (n) A cubby house which has a floor area of 10m ² or less, is no more than 2.4m in height and setback a minimum of 1m from a lot boundary.	To provide consistency with the deemed provisions.
1.6. In Schedule A – Supplemental provisions to the deemed provisions, Section 61.(1) delete (o) A temporary building associated with a construction site, located wholly on site for the duration of time that a valid development approval and/or building permit is in place and where active construction/building work is being undertaken;	To provide consistency with the deemed provisions.

1.7. In Schedule A – Supplemental provisions to the deemed provisions, Section 61.(1) delete (p) A shipping/sea container placed wholly on a residential property for the purposes of relocating personal effects, for a maximum of seven days.	To provide consistency with the deemed provisions.
1.8. In Schedule A – Supplemental provisions to the deemed provisions, Section 61.(1) delete (q) In a zone where the R-codes do not apply, a satellite dish with a diameter not exceeding 1.2m;	To provide consistency with the deemed provisions.
1.9. In Schedule A – Supplemental provisions to the deemed provisions, Section 61.(1) delete (r) Solar collectors installed on the roof of a building.	This matter is addressed through the deemed provisions.
1.10. In Schedule A – Supplemental provisions to the deemed provisions, Section 61. Development for which development approval not required. Insert (1) Development approval is not required for works if — (a) The works are of a class specified in Column 1 of an item in the Table; and (b) If conditions are set out in Column 2 of the Table opposite that item — all of those conditions are satisfied in relation to the works.	To provide consistency with the deemed provisions.
1.11. In Schedule A – Supplemental provisions to the deemed provisions, Section 61. Insert as per the deemed provisions a Table with the following headers: Column 1 Works and Column 2 Conditions.	To provide consistency with the deemed provisions.
1.12. In Schedule A – Supplemental provisions to the deemed provisions, Section 61. Insert in the Table Item 22. under Column 1 Works The erection of a lot boundary fence other than within a street boundary. Insert under Column 2 Conditions: (a) The works are located in a zone where the R-Codes do not apply. (b) The fence complies with the requirements of the relevant local planning policy.	To provide consistency with the deemed provisions.
1.13. In Schedule A – Supplemental provisions to the deemed provisions, Section 61. Insert in the Table Item 23. Under Column 1 Works The erection of a temporary building associated with a construction site, located wholly on site. Insert under Column 2 Conditions: (a) The temporary building is on site for the duration of time that a valid development approval and/or building permit is in place. (b) Active construction/building work is being undertaken.	To provide consistency with the deemed provisions.
1.14. In Schedule A – Supplemental provisions to the deemed provisions, Section 61. Insert in the Table Item 24. under Column 1 Works The installation of a shipping/sea container placed	To provide consistency with the deemed provisions.

<p>wholly on a residential property for the purposes of relocating personal effects. Insert under Column 2 Conditions:</p> <p>(a) The works are located in a zone where the R-Codes do apply.</p> <p>(b) The shipping container is to be on site for a maximum of seven days.</p>	
<p>1.15. In Schedule A – Supplemental provisions to the deemed provisions, Section 61. Insert in the Table Item 25. under Column 1 Works The installation of a satellite dish with a diameter not exceeding 1.2m. Insert under Column 2 Conditions:</p> <p>The works are located in a zone where the R-Codes do apply.</p>	To provide consistency with the deemed provisions.
<p>1.16. In Schedule A – Supplemental provisions to the deemed provisions, Section 61. Insert in the Table Item 26. under Column 1 Works The installation of, or alterations or additions to shade sails. Insert under Column 2 Conditions:</p> <p>The works are located in a zone where the R-Codes do not apply.</p>	To provide consistency with the deemed provisions.
<p>1.17. In Schedule A – Supplemental provisions to the deemed provisions, Section 61.(2) delete (g) The keeping of bees.</p>	The keeping of bees falls within the definition of 'Rural pursuit/hobby farm' and permissibility's are addressed through the Zoning table.
<p>1.18. In Schedule A – Supplemental provisions to the deemed provisions, Section 61.(2) renumber (h) Street trading where the use complies with the parking requirements of any applicable local planning policy adopted by the local government to (a).</p>	This updates the numbering in accordance with the deletion of some items in the Schedule.
<p>1.19. In Schedule A - Supplemental provisions to the deemed provisions, replace Section 67. Matters to be considered by local government with 67. Consideration of application by local government.</p>	To provide consistency with the deemed provisions.
<p>1.20. In Schedule A - Supplemental provisions to the deemed provisions Section 67. Insert (2) In considering an application for development approval (other than an application on which approval cannot be granted under subclause (1)), the local government is to have due regard to the following matters to the extent that, in the opinion of the local government, those matters are relevant to the development the subject of the application —.</p>	To provide consistency with the deemed provisions.

4.2 Zoning Table – Table 4

The table below sets out the proposed amendment and the rationale for the change proposed.

Proposed Amendment	Rationale
Within the 'Centre Zone' change 'Dwelling (grouped)' to 'A' use.	The current 'X' use for grouped dwellings limits the options for residential development. Other residential developments in the locality including the BHP Quattro complex indicate a preference for this type of housing for families.
Within zones where 'Family Day Care' is a 'P' use change to 'D' use.	To clarify when a development application is required and to complement Local Planning Policy 1 (which addresses applications for up to 7 children in 'Residential' zones).

4.3 Specified Additional Uses for Zoned Land in Scheme Area – Table 5

The table below sets out the proposed amendment and the rationale for the change proposed.

Proposed Amendment	Rationale
Amend A1 in relation to Lot 3794 (14-16) Munda Way, Wedgefield removing the lot from the list of lots for which a caretaker's dwelling is permitted as an additional use. Confirm the address as Lot 3794 (16) Munda Way.	Dwellings in industrial areas can cause land conflict issues. Removal of the additional use from the lot is consistent with Planning Bulletin 20/2017 which discourages the use within industrial areas.
Amend A1 in relation to Lot 3793 (14-16) changing the address to Lot 3793 (14) Munda Way	Confirmation of the correct address of the property.
Include A4 – Lot 27 DP 76198 (2) Daylesford Road, South Hedland with the Additional Uses of medical centre('D'), shop ('D') and office ('D').	The Place Plan recognises the site as a 'gateway' location, as such a wider range of land use options is warranted to encourage the activation of the site.

4.4 Special Use Zones in Scheme Area – Table 6

The table below sets out the proposed amendment and the rationale for the change proposed.

Proposed Amendment	Rationale
Workforce Accommodation 'D' to be deleted from SU2.	The existing special use is outdated and a legacy from a previous landowner. The Kingsford Smith Business Park is more appropriate for higher order uses, workforce accommodation

	<p>would represent an underutilisation of the investment and potential of the area for commercial activities.</p> <p>Alternative more suitable locations exist for workforce accommodation.</p>
--	---

4.5 Correction of Mapping Errors and Omissions

A copy of amended Scheme maps can be found in the appendices.

Address	Proposed Modification	Rationale
Lot 5868 on DP 192287 (No. 24) Roberts Street, South Hedland. (Map 10).	Amend from Residential R20 to Reserve – Drainage / Waterway.	The land is used for drainage purposes and provides an overland connector for floodwaters from Corbett Pl., to Roberts St. The South Hedland Flood Study designates the drainage area to the west of the site as '5 Year Expected Flood Extents'
Lot 500 on DP 77200 Roberts Street, South Hedland. (Map 10).	Amend from Reserve – Local Road to Reserve – Public Open Space.	<p>The land is adjacent to the Hedland Senior High School. It is not required for road purposes the rezoning will increase the overall provision of POS within S. Hedland and provide an opportunity to seek funding for landscaping works.</p> <p>The land also has a potential role as a 'Multiple Use Area' as identified in the S. Hedland Flood Study through the temporary storage of flood waters.</p>
Lots 195, 196, 197 and 198 on DP76644 and Lot 1 on SP67297, Skippers Loop, South Hedland. (Map 10).	Amend from Urban Development to Residential R30.	The amendment is consistent with the endorsed Koombana Local Development Plan. The locality has power and water infrastructure and is located outside the 100 Year Expected Flood Extent area identified in the South Hedland Drainage Study.
Lot 505 on DP 408840. NW Junction of North Circular Road and Hamilton Road, South Hedland. (Map 10).	Amend Lot 505 from Environmental Conservation Reserve to District Distributor Road.	The amendment is required to accommodate a planned future major roundabout at junction of Hamilton Road and North Circular Road.
Lot 506 on DP 408840. NE Junction of North Circular Road and Hamilton Road, South Hedland. (Map 8 & Map 10).	Amend Lot 506 from Urban Development to District Distributor Road.	The amendment is required to accommodate a planned future major roundabout at junction of Hamilton Road and North Circular Road.
Portion of Lot 2520 on DP 180505 for power station on Shoata	Amend portion of Lot 2520 from Environmental Conservation to	The amendment will provide for the future development of a power station.

Road, South Hedland (Map 10).	Infrastructure Services	
Lot 435 on DP 404824 Altitude Ave., Wedgefield. (Map 9 & 8).	Amend Lot 435 from Special Use Area SU2 to SU1.	The amendment reflects the boundary between the Port Hedland International Airport lease area and the Kingsford Business Park.
Lot 436 on DP 402661 Bailey Retreat, Wedgefield. (Map 9).	Amend portion of Lot 436 from Special Use Area SU2 to SU1.	The amendment reflects the boundary between the Port Hedland International Airport lease area and the Kingsford Business Park.
Lot 437 on DP 404824 Bailey Retreat, Wedgefield. (Map 9).	Amend portion of Lot 437 from Special Use Area SU2 to SU1.	The amendment reflects the boundary between the Port Hedland International Airport lease area and the Kingsford Business Park.
Lot 438 on DP 404824 Bailey Retreat, Wedgefield. (Map 9).	Amend portion of Lot 438 from Special Use Area SU2 to SU1.	The amendment reflects the boundary between the Port Hedland International Airport lease area and the Kingsford Business Park.
Lot 439 on DP 404824 Bailey Retreat, Wedgefield. (Map 9).	Amend portion of Lot 439 from Special Use Area SU2 to SU1.	The amendment reflects the boundary between the Port Hedland International Airport lease area and the Kingsford Business Park.
Lot 9006 DP 404823. Abutting Altitude Ave., Wedgefield. (Map 9).	Amend portion of Lot 9006 from Special Use Area SU1 to SU2.	The amendment reflects the boundary between the Port Hedland International Airport lease area and the Kingsford Business Park.
Lot 9007 on DP 404824 Altitude Ave., Wedgefield. (Map 9).	Amend portion of Lot 9007 from Special Use Area SU1 to SU2.	The amendment reflects the boundary between the Port Hedland International Airport lease area and the Kingsford Business Park.
Lot 9008 on DP 404824 Altitude Ave., Wedgefield (Map 9).	Amend portion of Lot 9008 to from Special Use Area SU1 to SU2.	The amendment reflects the boundary between the Port Hedland International Airport lease area and the Kingsford Business Park.
Additional uses to Lot 27 DP 76198 (No. 2) Daylesford Rd., South Hedland. (Map 10).	Add the designation A4 to Lot 27 on Zoning Map 10. Modify Table 5 by including A4 with the additional uses of medical centre, shop and office.	<p>The locality is identified as a 'gateway' site in the South Hedland Place Plan and is a southern anchor location for the Wise Terrace improvements.</p> <p>The amendment will facilitate options for a range of uses to encourage development that activates the lot and adjoining areas.</p>
Great Northern Highway realignment. Portion of Lot 9007 on DP 404824. Portion of Lot 9004 on DP 404823. (Map 9).	Amend existing alignment route of Great Northern Highway from Special Use SU1 to Primary Distributor Road.	<p>Establish the new alignment of the Great Northern Highway as a Primary Distributor Road.</p> <p>Road dedication proposed by Main Roads WA has been supported by Council for the</p>

		realignment. Main Roads WA are scheduled to commence works in late 2022.
Great Northern Highway realignment. Portion of Lot 6049 on DP 220990. (Map 9).	Amend portion of Lot 6049 from Local Road to Primary Distributor Road.	Establish the new alignment of the Great Northern Highway to Primary Distributor Road. Road dedication proposed by Main Roads WA has been supported by Council for the realignment and Main Roads WA are scheduled to commence works in late 2022.
Great Northern Highway realignment. Portion of VCL Land ID No.3100073. (Map 9).	Amend portion of VCL Land ID No.3100073 from Environmental Conservation Reserve to Primary Distributor Road.	Establish the new alignment of the Great Northern Highway as a Primary Distributor Road. Road dedication proposed by Main Roads WA has been supported by Council for the realignment and Main Roads WA are scheduled to commence works in late 2022.
Great Northern Highway realignment. Portion of Lot. 6 on DP 41870 (Map 9).	Amend portion of Lot 6 on DP 41870 from Environmental Conservation Reserve to Primary Distributor Road.	Establish the new alignment of the Great Northern Highway as a Primary Distributor Road. Road dedication proposed by Main Roads WA has been supported by Council for the realignment and Main Roads WA are scheduled to commence works in late 2022.
Great Northern Highway realignment. Portion of Lot. 5821 on DP 189888 (Map 9).	Amend portion of Lot 5821 on DP 189888 from Tourism to Primary Distributor Road.	Establish the new alignment of the Great Northern Highway as a Primary Distributor Road. Road dedication proposed by Main Roads WA has been supported by Council for the realignment and Main Roads WA are scheduled to commence works in late 2022.
Great Northern Highway realignment. Portion of Lot 6133 on DP 214106. Portion of Land ID No. 3467455. Portion of Lot 580 on DP 409062. Portion of Lot (Map 9).	Amend existing alignment route of Great Northern Highway from Primary Distributor Road to District Distributor Road.	Amend the old road alignment to District Distributor Road. Road dedication proposed by Main Roads WA has been supported by Council for the realignment and Main Roads WA are scheduled to commence works in late 2022.
Great Northern Highway, Lot 2501 on DP 400968 (Map 7).	Amend Lot 2501 on DP 400968 from Special Use zone to Primary Distributor Road reserve.	Recognises the use of the lot by Main Roads as part of the Great Northern Highway - Port Hedland road junction.
Lot 500 on DP 64542 Forrest Circle, South Hedland. (Map 10).	Amend Lot 500 from Reserve – Education to Mixed use zone.	To facilitate the future use by the Town of Port Hedland of the South Hedland TAFE Campus site for community, commercial, and residential purposes after the closure of the college in 2023.

Lots: 100, 1510, 1511, 1512 1513, 1514, 1515, 1516 1517, 1518, 1519, 1520, 1521, 1522, 1523, 1524, 1525, 1529, 1530 and 1531 Sutherland Street & Robinson Street on DP 210932 DP 53123 Port Hedland.	Amend all lots from Residential - R25 to Residential - R40	To correct wrongful transition from R40 to R25 during LPS 5 to LPS 7 crossover.
Lots: 1, 2, 20, 21, 1532, 1533, 1534, 1535, 1537, 1538, 1539, 1540, 1541, 1542, 1543, 1544, 1545, 1546, 1547, 1548, 1549 & 1551 Sutherland Street & Robinson Street on DP 210932, DP 46090 & DP 77043, Port Hedland.	Amend all lots from Residential - R25 to Residential - R40	To correct wrongful transition from R40 to R25 during LPS 5 to LPS 7 crossover.

4.0 CONCLUSION

This amendment is a standard amendment under the provisions of *the Planning and Development (Local Planning Schemes) Regulations 2015* for the following reasons:

- a) It is consistent with the Town's Local Planning Strategy;
- b) It will have minimal impacts on land in the Scheme area that is not subject to the amendment; and
- c) It will not result in any significant environmental, social, economic or governance impacts on land in the Scheme area.

The proposed amendment is considered to be consistent with all relevant elements of the State and local planning frameworks.

On the basis of the information contained in this report, it is recommended that the amendment be supported.

COUNCIL ADOPTION

This Standard Amendment was adopted by resolution of the Council of the Town of Port Hedland at the Council Meeting of the Council held on the [day] day of [month], [year].

.....
MAYOR

.....
CHIEF EXECUTIVE OFFICER

COUNCIL RESOLUTION TO ADVERTISE

by resolution of the Council of Port Hedland at the Council Meeting of the Council held on the [day] day of [month], [year], proceed to advertise this Amendment.

.....
MAYOR

.....
CHIEF EXECUTIVE OFFICER

COUNCIL RECOMMENDATION

This Amendment is recommended for support by resolution of the Town of Port Hedland at the [NAME] Meeting of the Council held on the [number] day of [month], 20[year] and the Common Seal of the [LOCAL GOVERNMENT] was hereunto affixed by the authority of a resolution of the Council in the presence of:

.....
MAYOR

.....
CHIEF EXECUTIVE OFFICER

WAPC ENDORSEMENT (r.63)

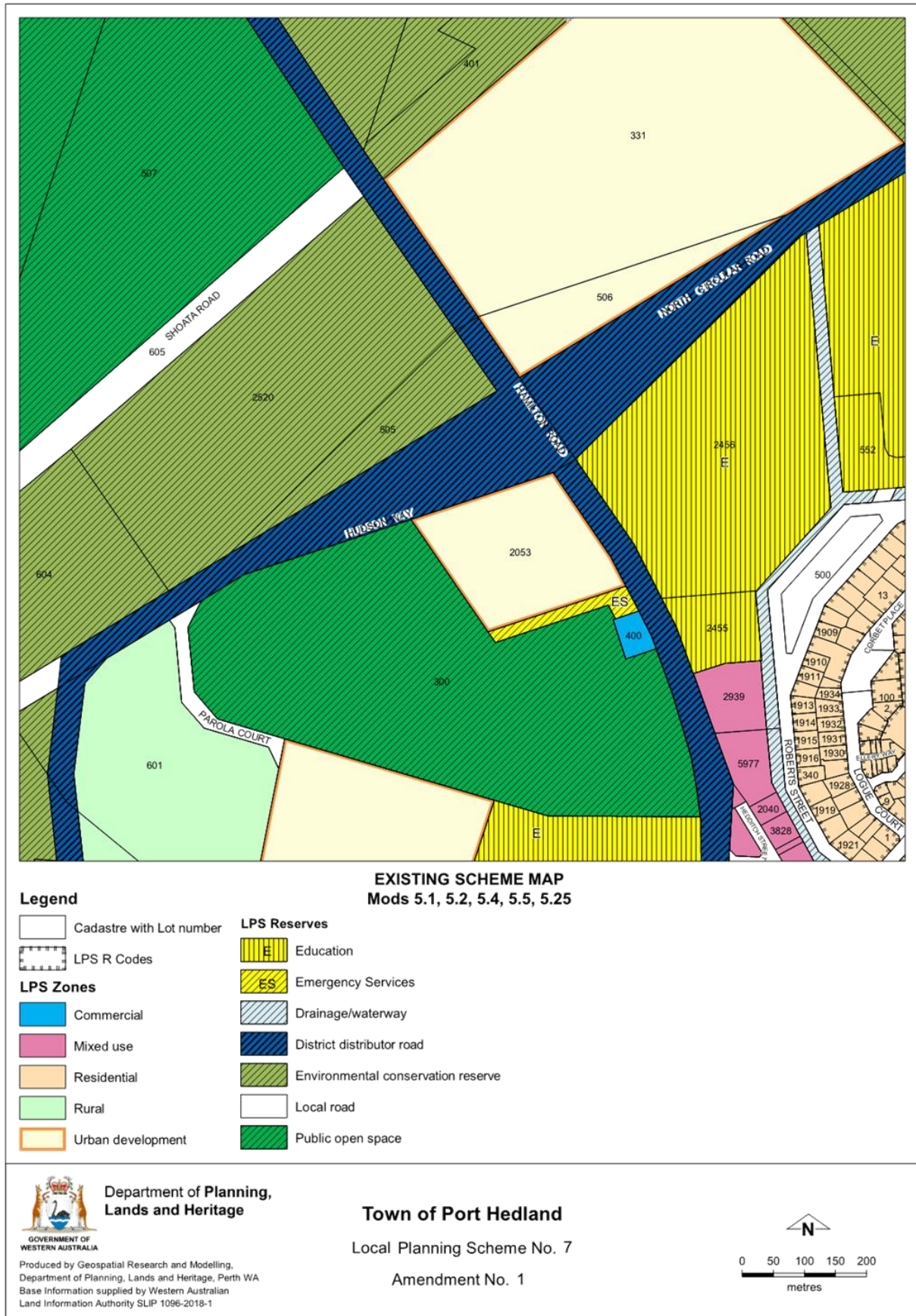
.....
**DELEGATED UNDER S.16 OF
THE P&D ACT 2005**

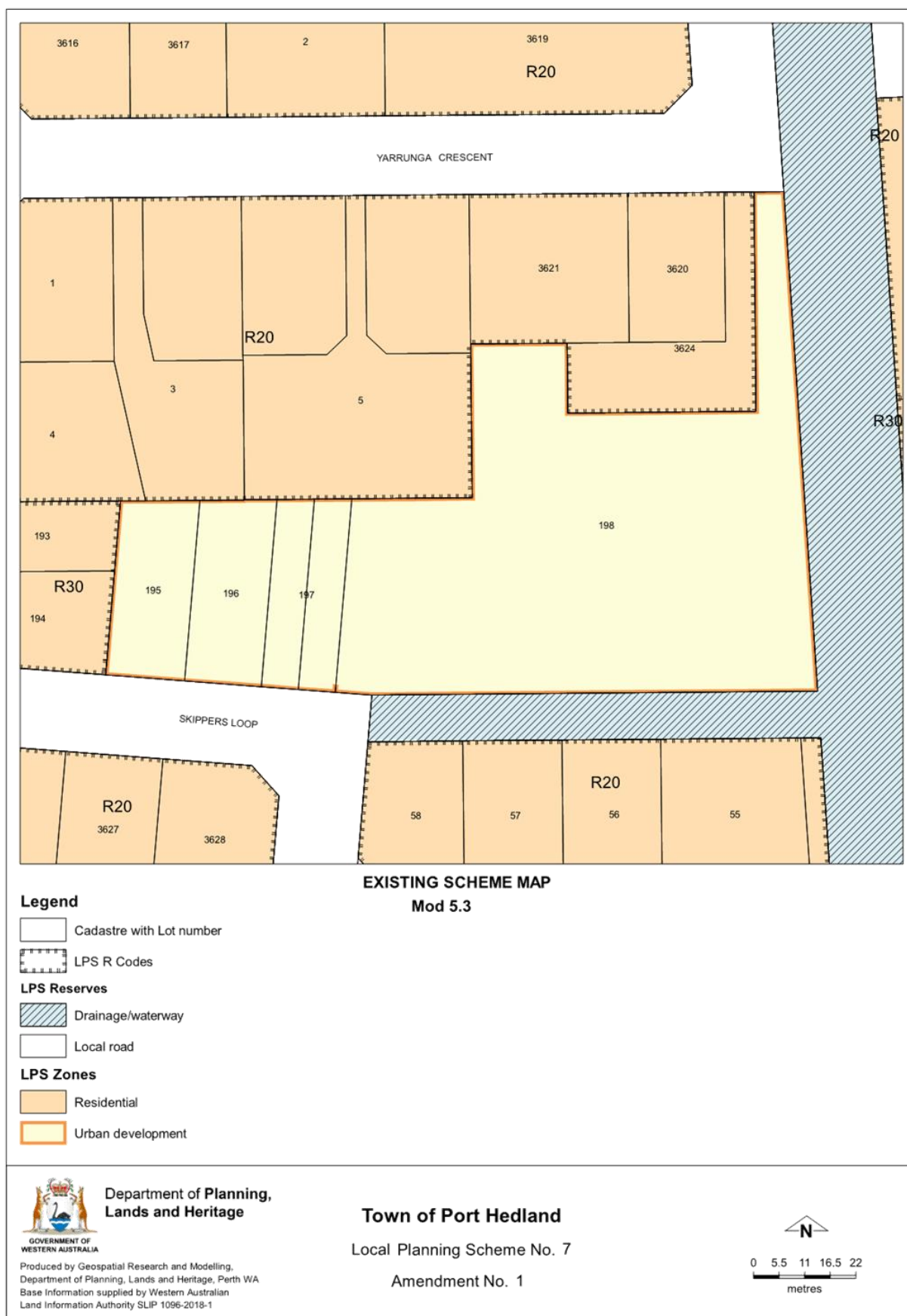
DATE.....

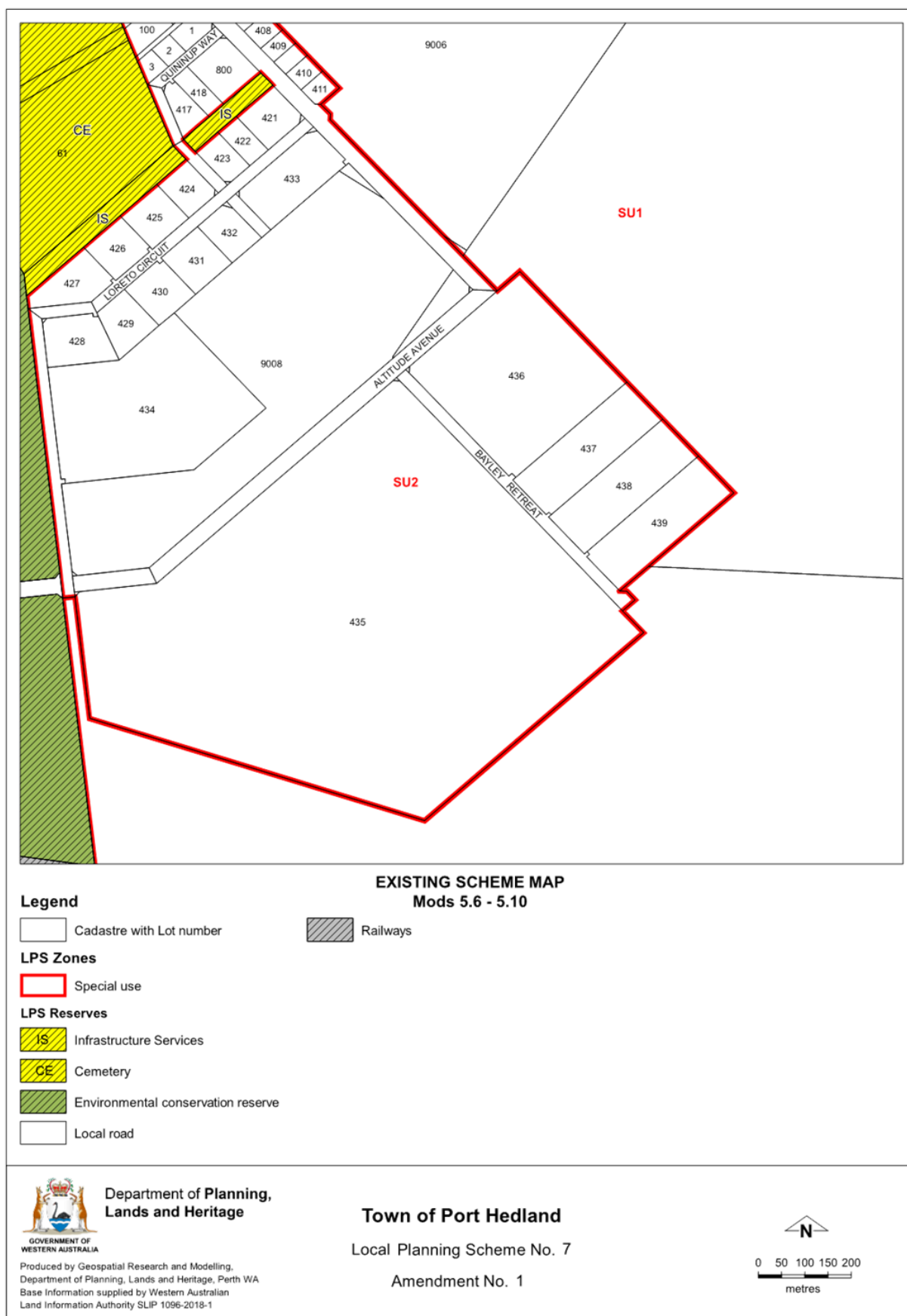
APPROVAL GRANTED

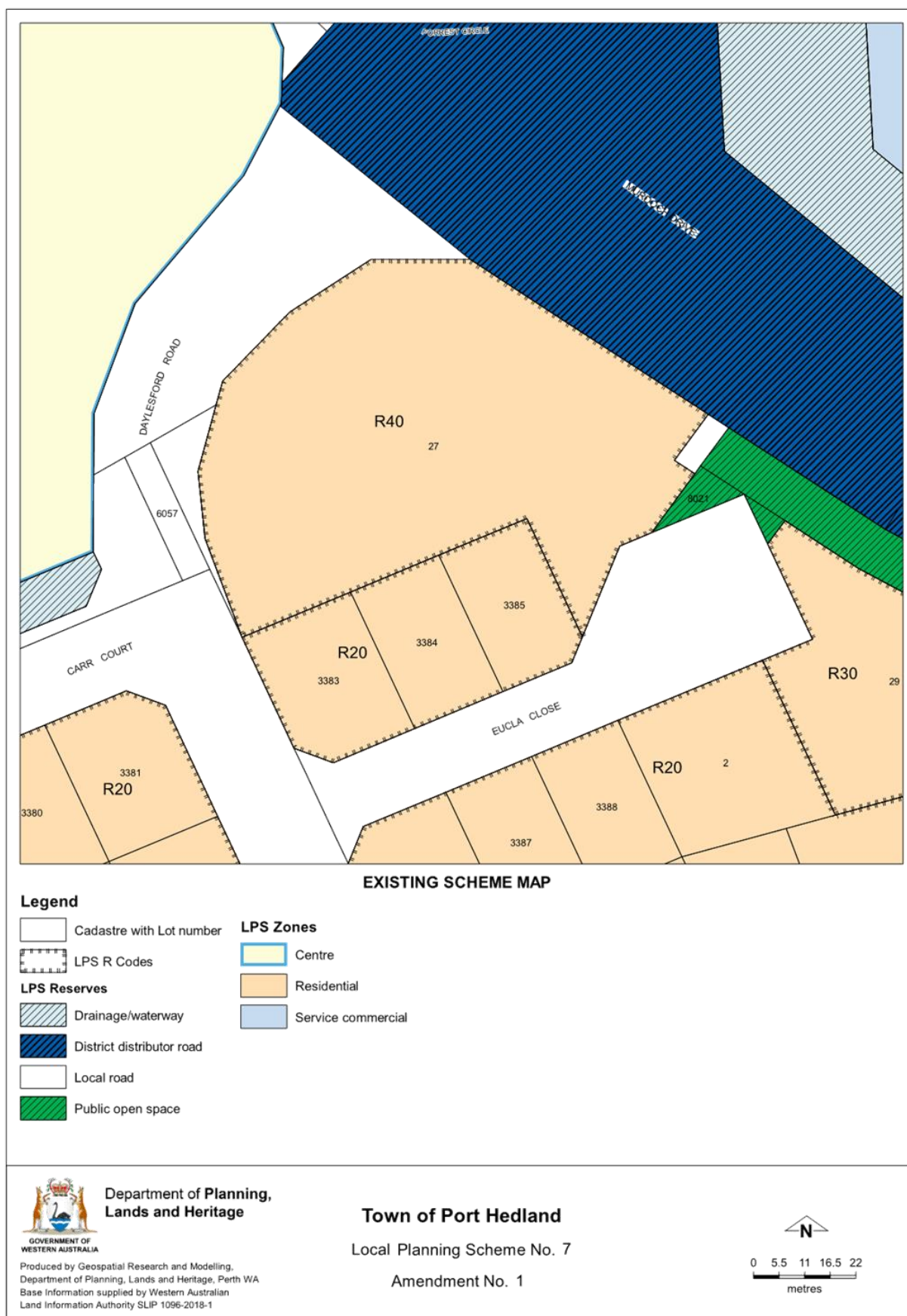
MINISTER FOR PLANNING

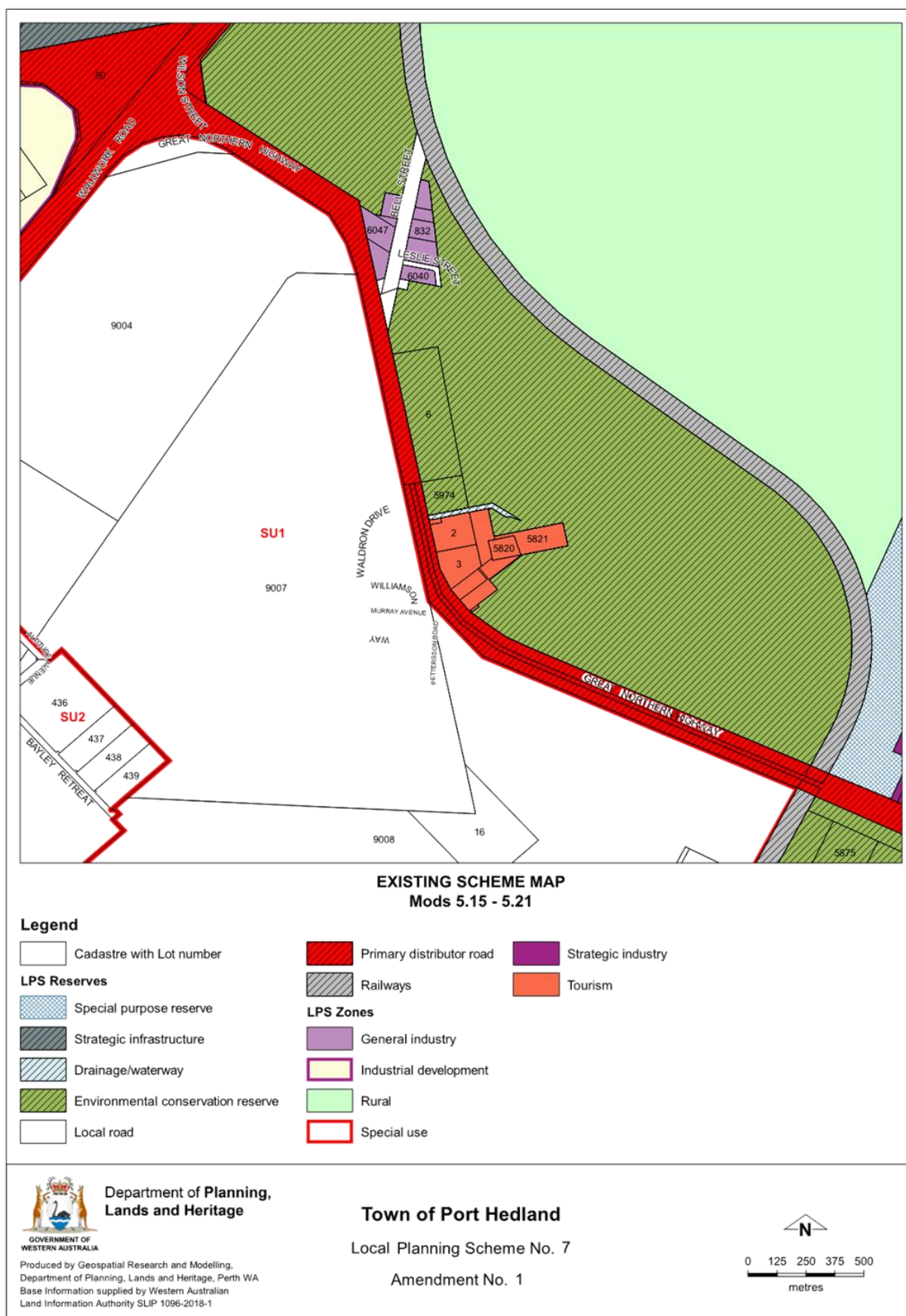
DATE.....

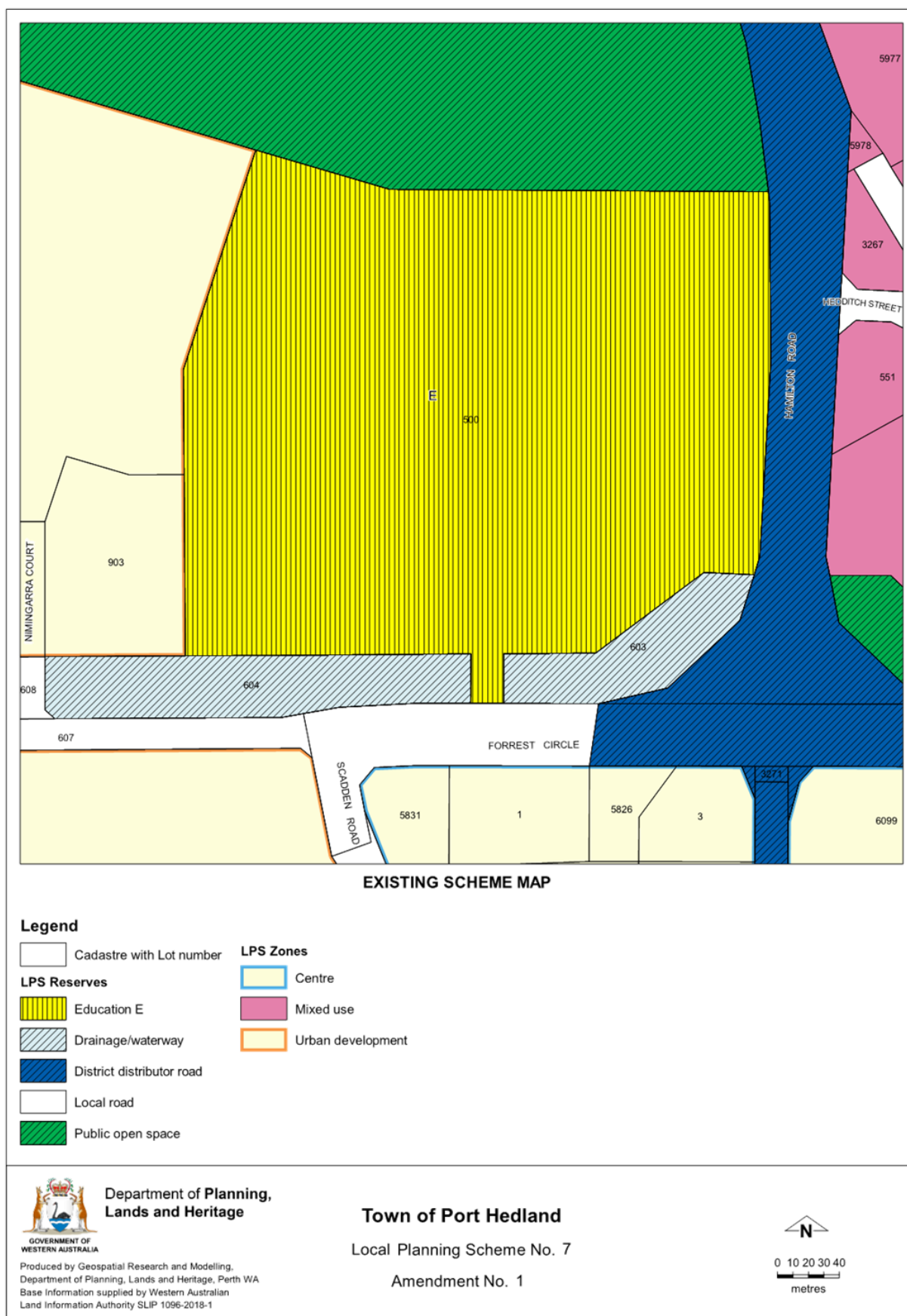


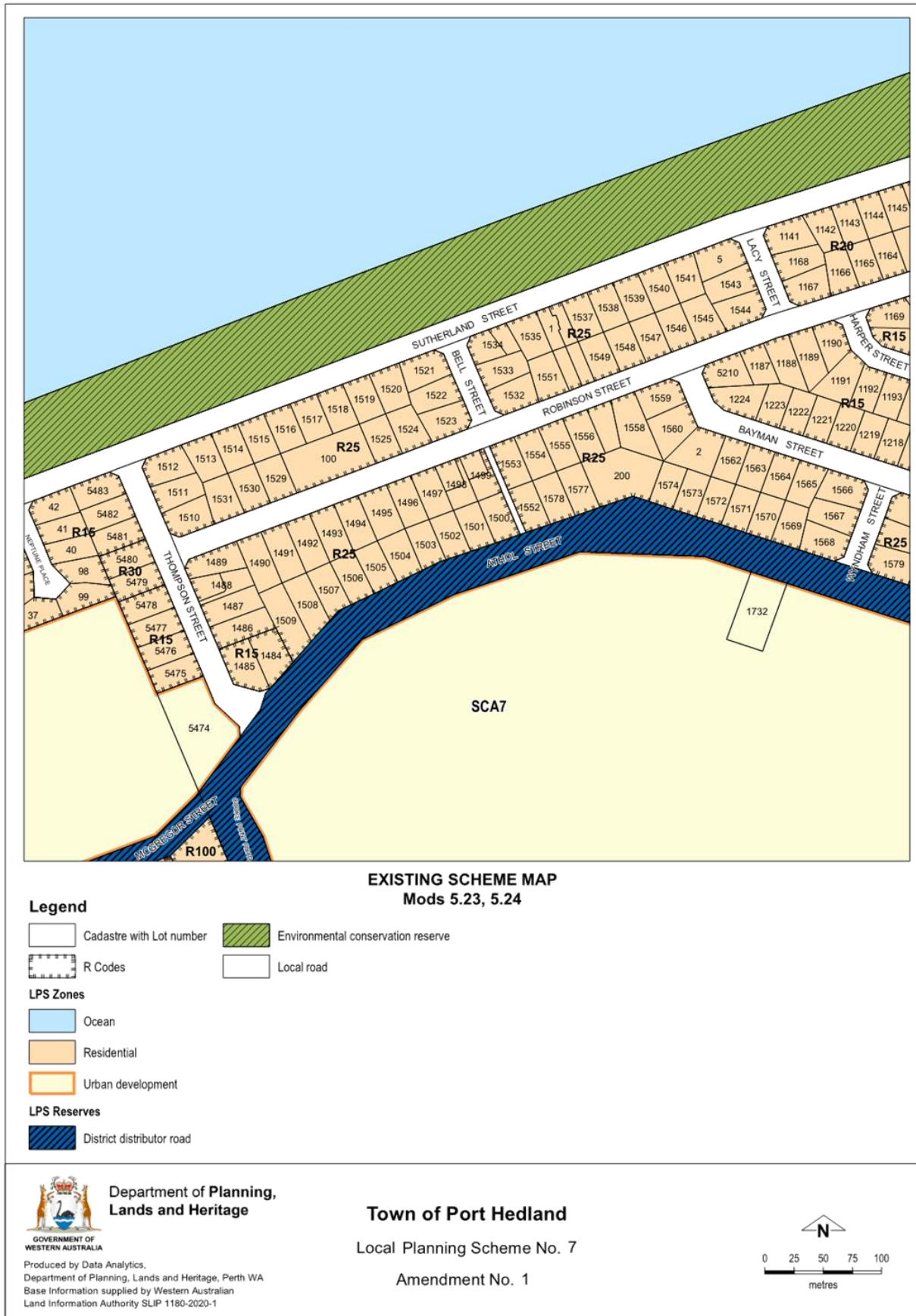


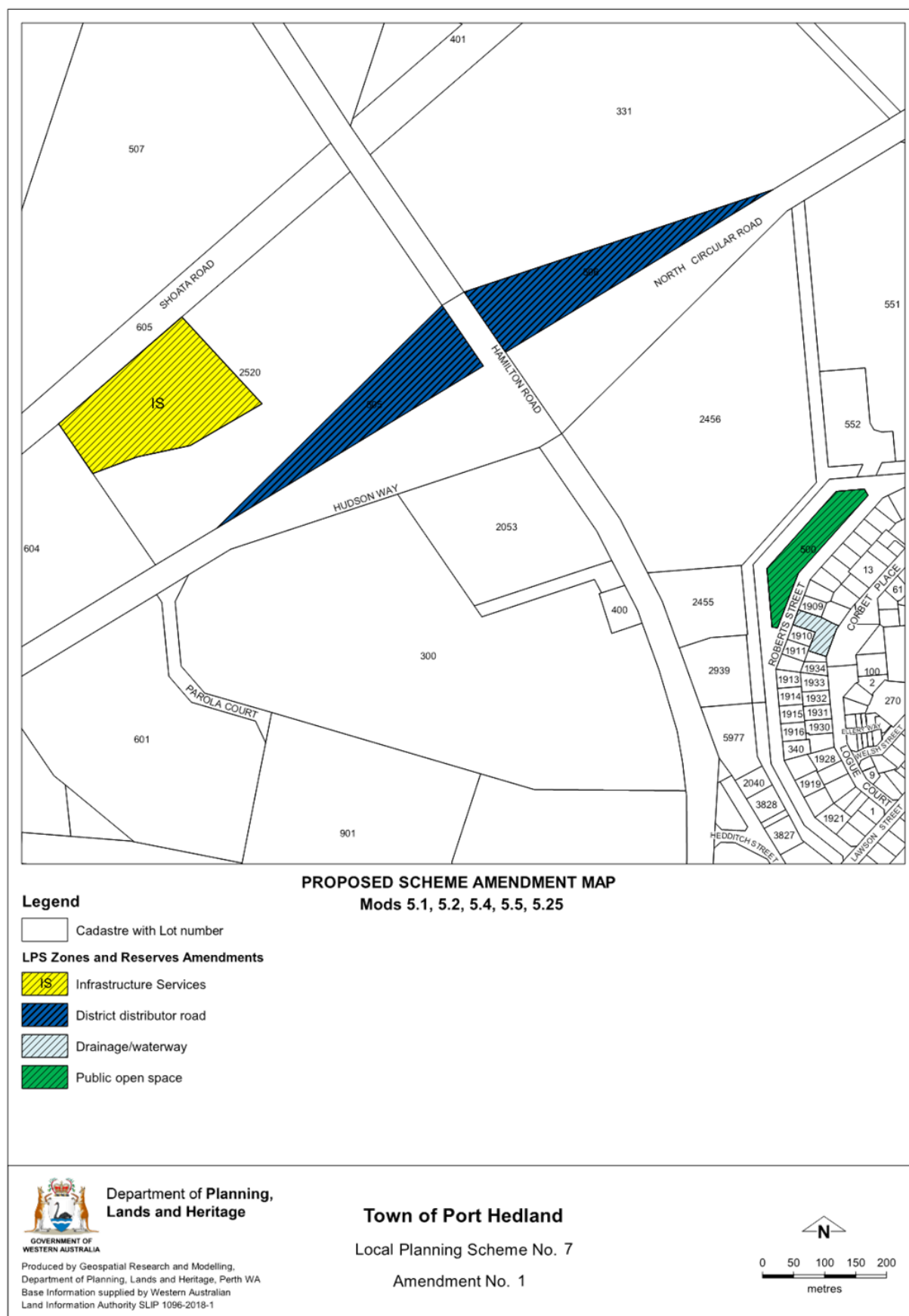


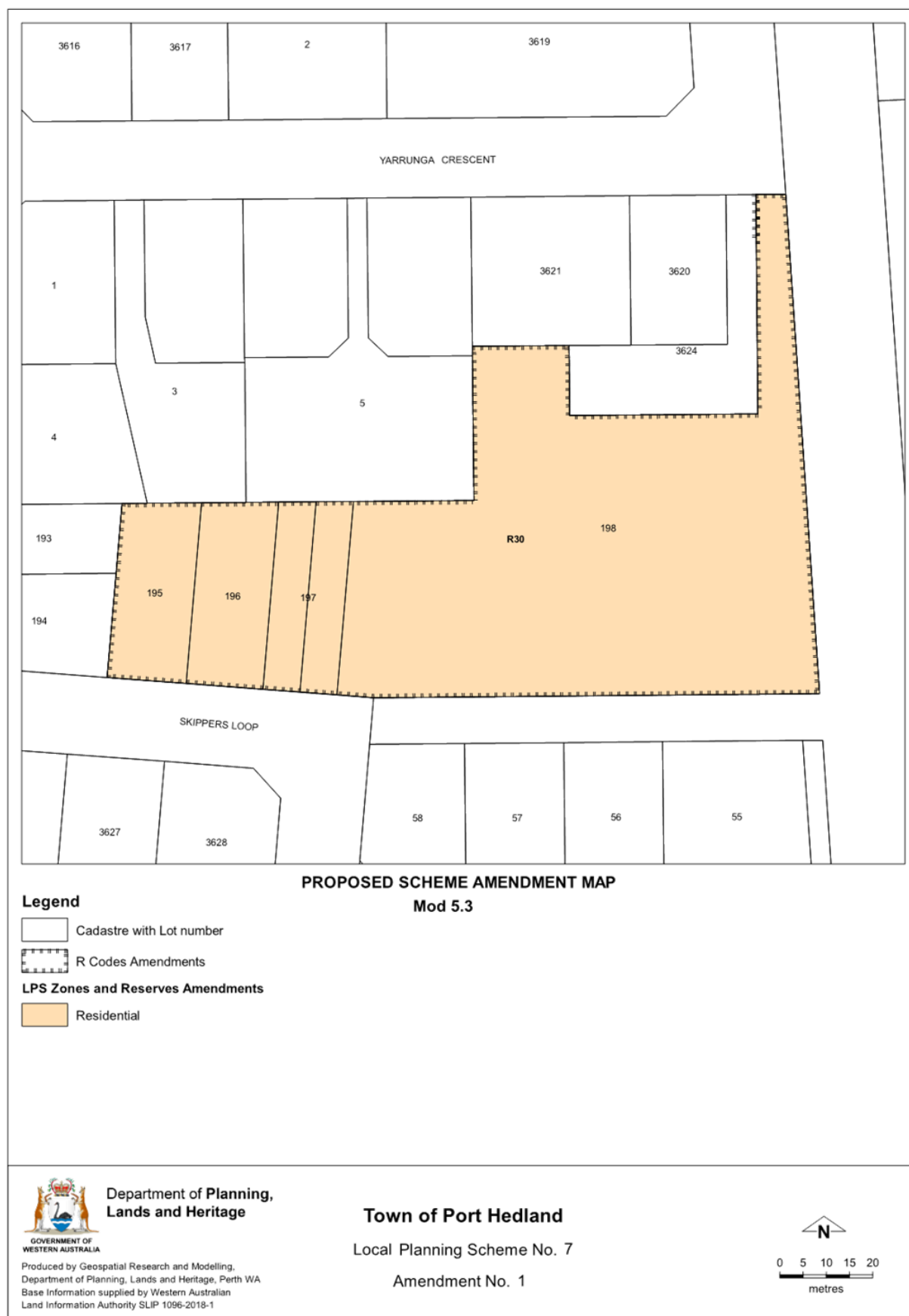


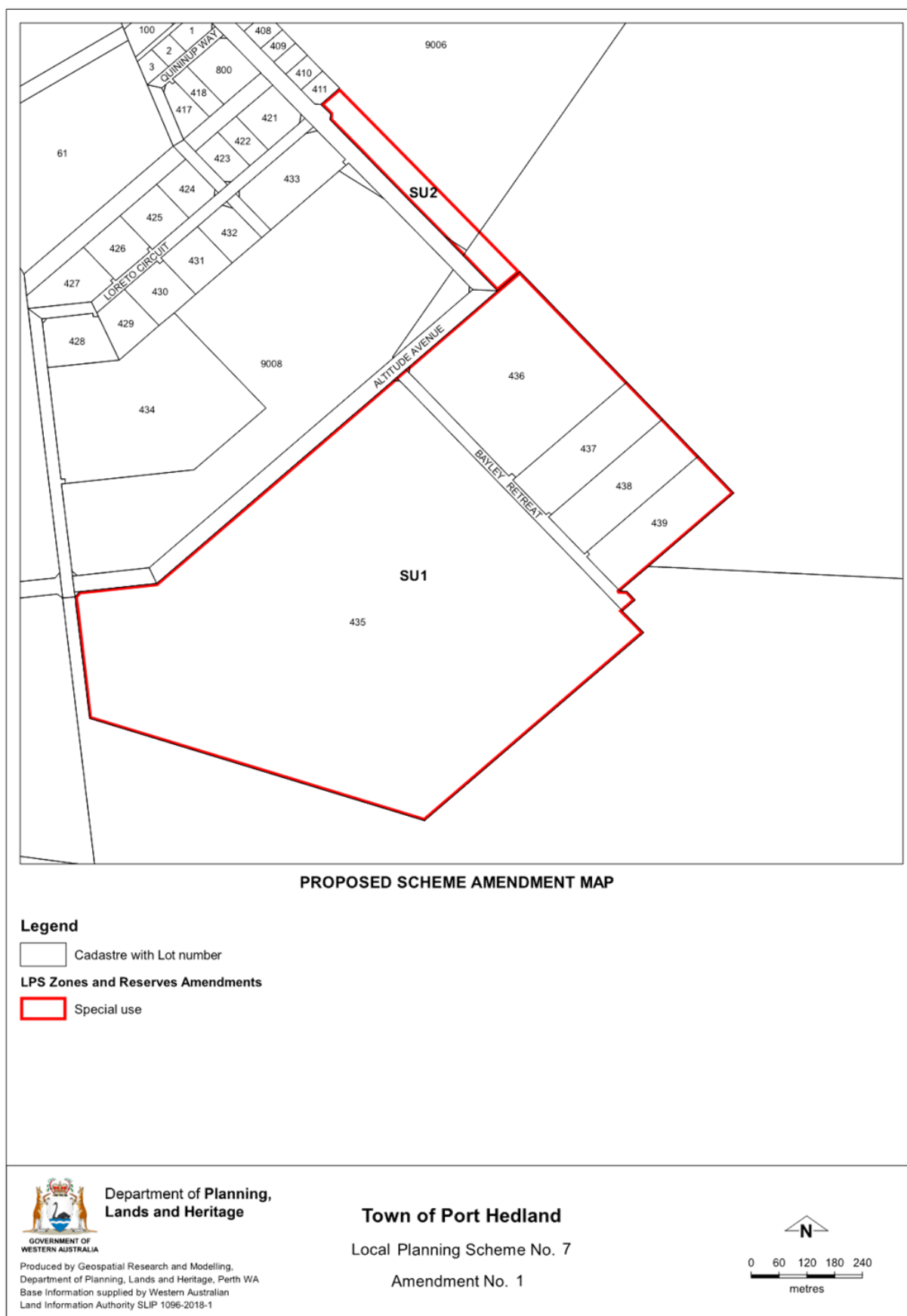


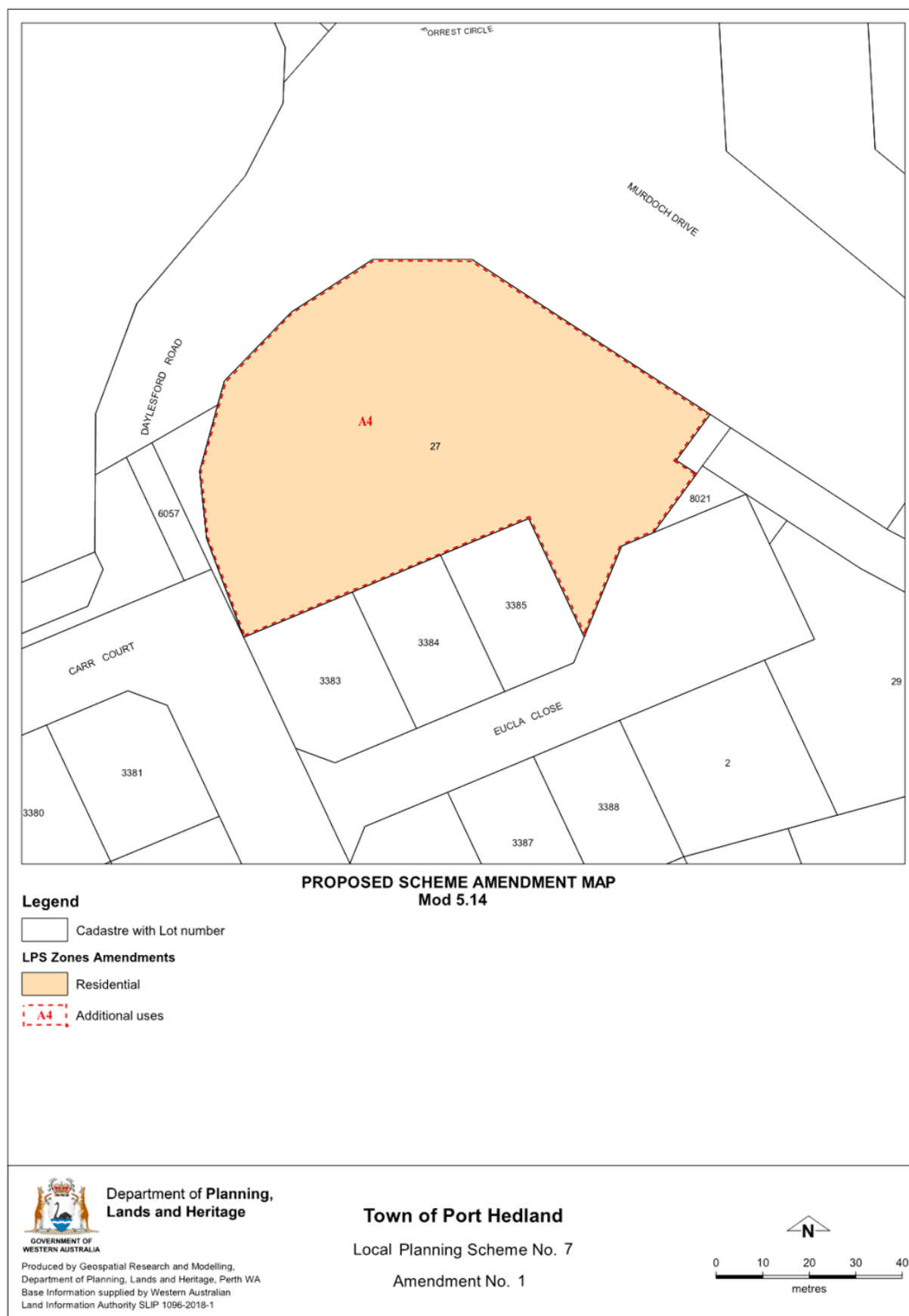


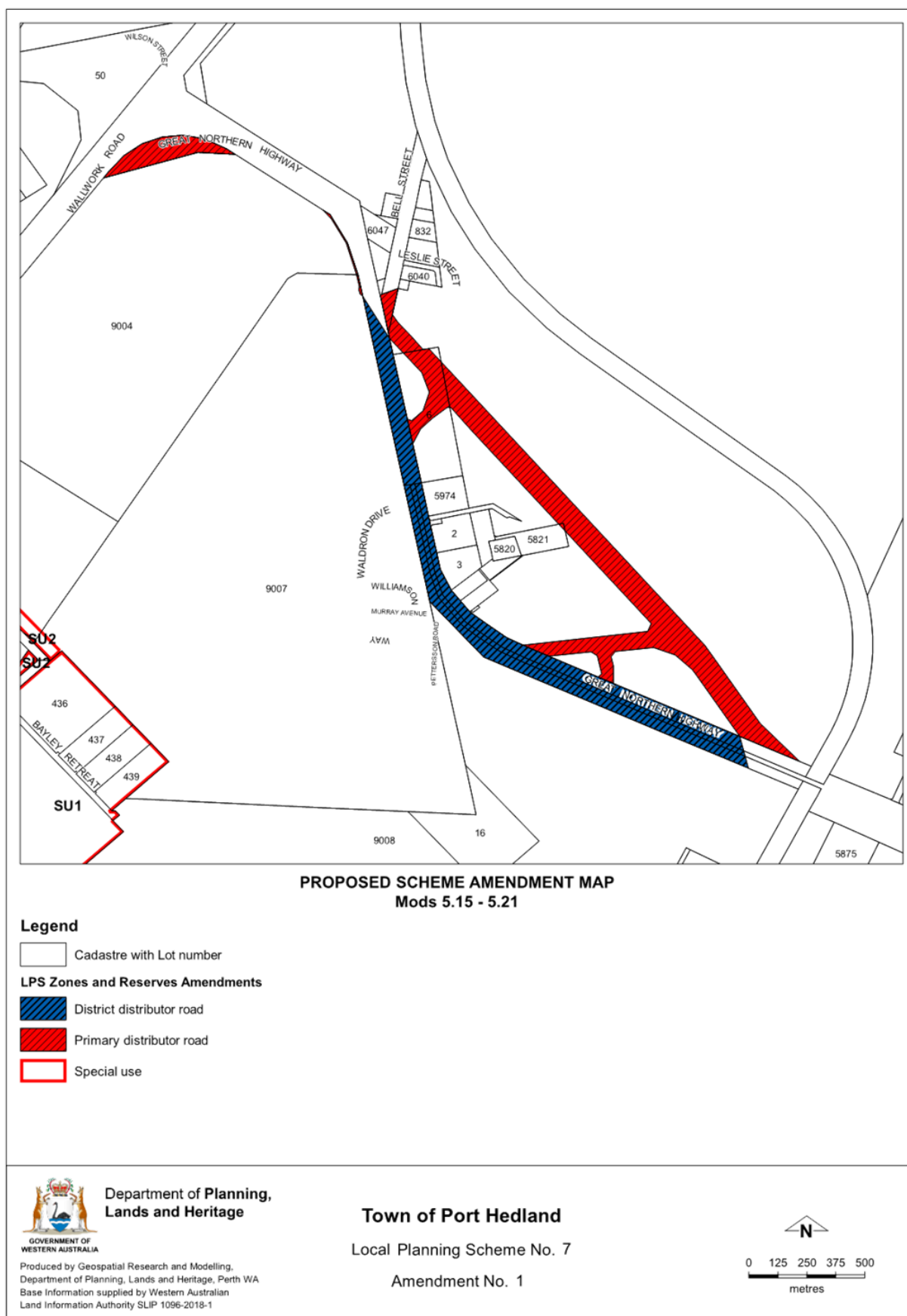


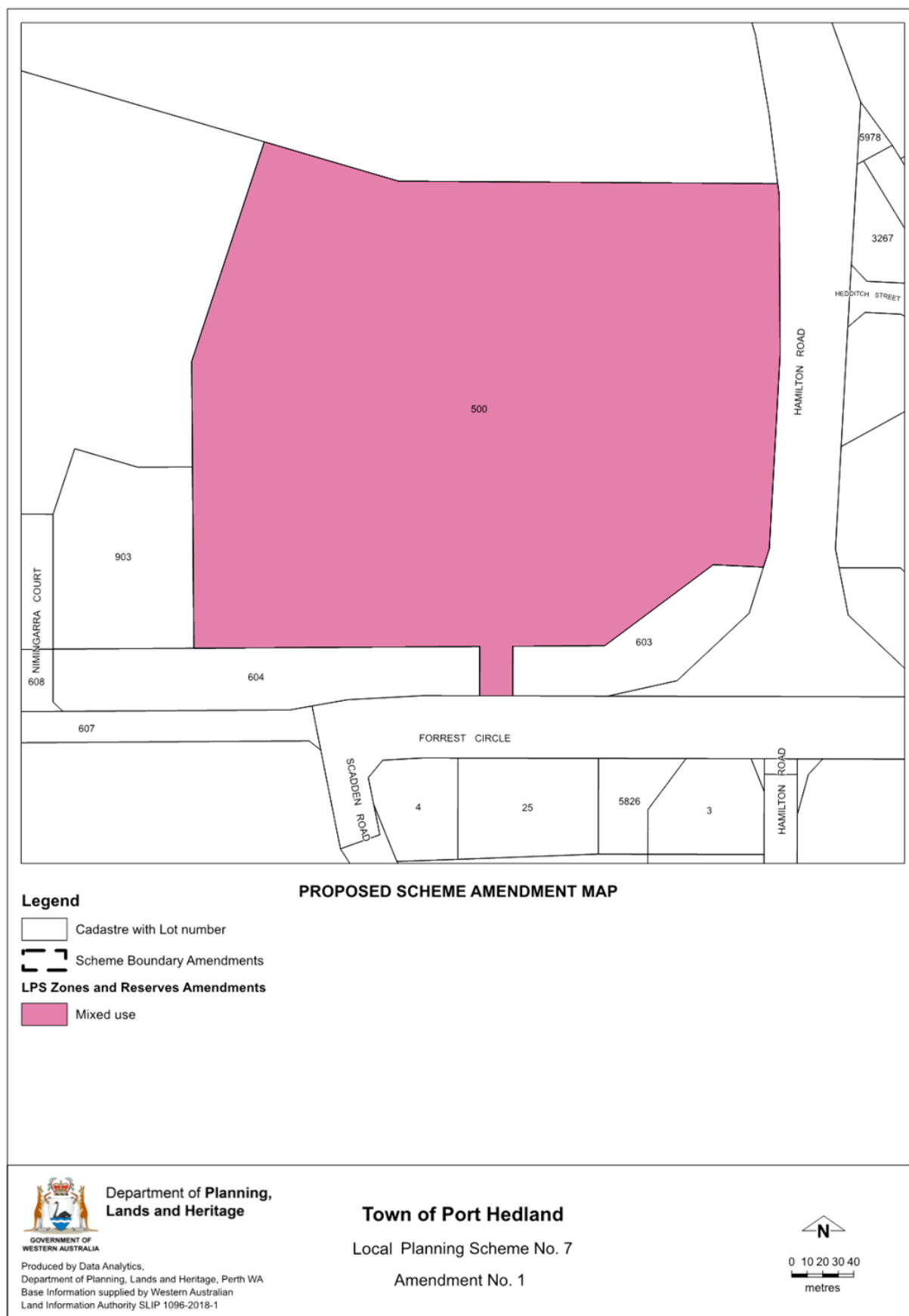


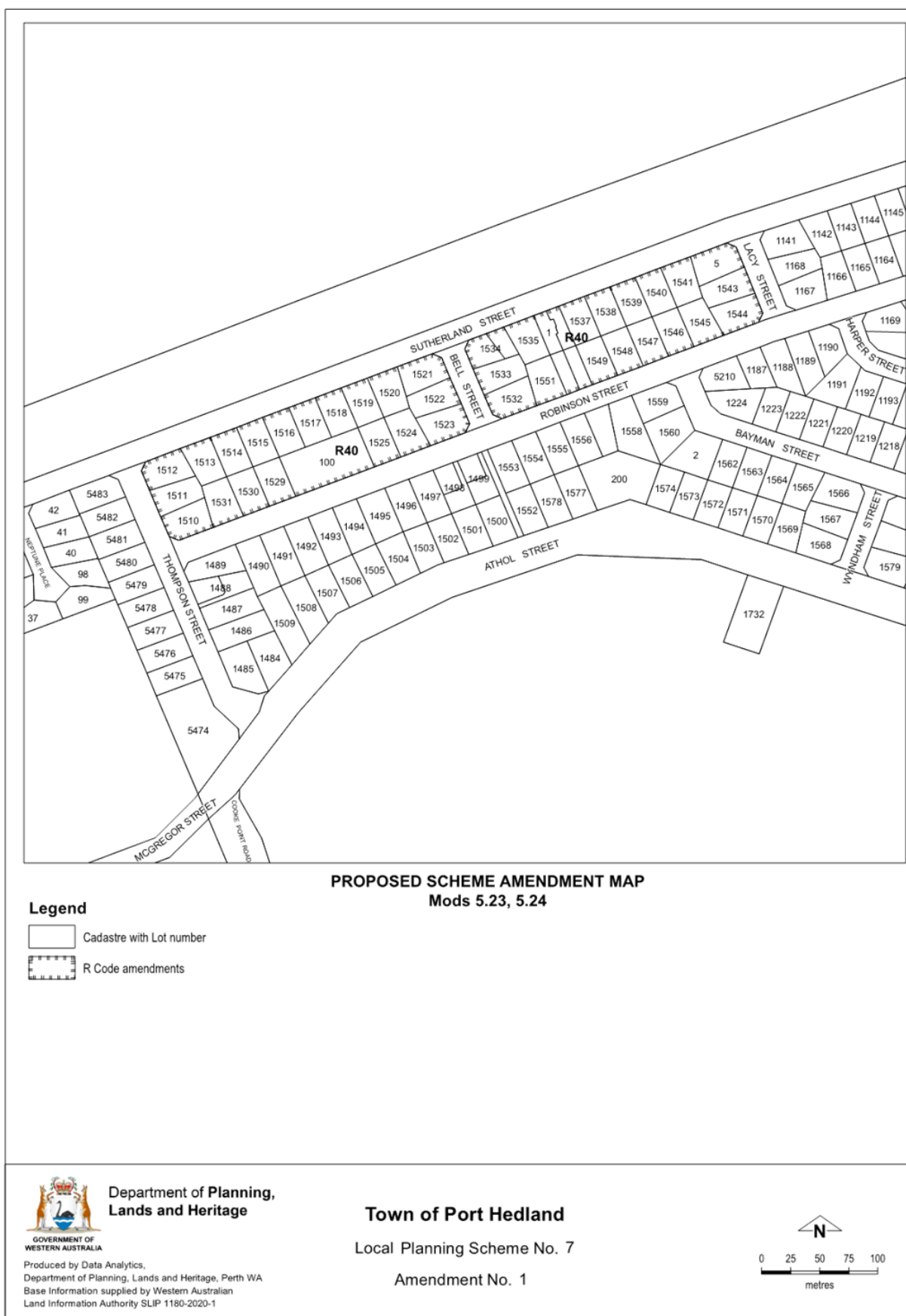














Scheme Amendment 1

Schedule of Submissions

No/ Ref	Date Received	Name	Summary of Issues/Comments Made	Officer Response
1	15/03/23	Department of Health (DoH)	<p>DoH has no objection to the amendment subject to ensuring the following are implemented during the development approval process:</p> <p>Wastewater Management:</p> <ul style="list-style-type: none"> • Specific site and soil evaluation (SSE) reports will be required to be undertaken by a qualified consultant that is conducted during the wettest seasonal time of the year (January/February) and at the peak height of a spring/king tide if this occurs then, as per AS/NZS 1547:2012 requirements; • Onsite wastewater treatment system and disposal areas to have a minimum setback of 100 metres from sewage sensitive areas including peak tidal influences; • Detailed scaled plans of the proposed building envelopes, land application area/s and exclusion zones for the proposal are to be provided; and • Each onsite wastewater treatment system with disposal area requires a formal application to be submitted to the local government for assessment that may then be forwarded onto the DoH for assessment and approval. <p>Water Management:</p> <ul style="list-style-type: none"> • The development is required to connect to scheme water and reticulated sewerage and be in accordance with the Government Sewerage Policy 2019. • Potable water must be of the quality as specified under the Australian Drinking Water Quality Guidelines 2011. 	Noted.

No/ Ref	Date Received	Name	Summary of Issues/Comments Made	Officer Response
2	9/03/23	Dept. of Fire and Emergency Services (DFES)	<p>DFES advises that a Bushfire Management Plan (BMP) is required to accompany strategic planning proposals, subdivision and development applications in areas above BAL-LOW or areas with a bushfire hazard level above low (refer to clause 6.2b).</p> <p>A BMP includes the bushfire assessment, identification of the bushfire hazard issues arising from the relevant assessment and a clear demonstration that compliance with the bushfire protection criteria contained within Appendix 4 of these Guidelines, is or can be achieved.</p>	<p>Noted.</p> <p>The LPS Modifications identified as being within bushfire prone areas, other than those required for roadworks and road realignments, are:</p> <ul style="list-style-type: none"> • 5.6 Power Stn. site Shoata Rd. – BMP will be req'd. as part of DA. • 5.7-5.14 Kingsford Business Park – BMP will be required at subdivision stage. • 5.24-5.25 – Sutherland and Robinson Street lots to be rezoned from R25 to R40 – BMP will be required at DA stage. <p>The request for Bushfire Management Plan is noted however it is considered that such Plans will be of more value when they can be considered in the context of local level planning, development applications and subdivision planning.</p> <p>It is considered that this approach is consistent with SPP 3.7 and in particular Cl.6.1 which states that:</p> <p><i>Higher order strategic planning documents such as frameworks, region schemes and sub-regional structure plans should include high level consideration of relevant bushfire hazards when identifying or investigating land for future development.</i></p>
3	8/03/23	Department of Water and	The Department has reviewed the information and has no objections to or concerns with the amendment.	Noted.

No/ Ref	Date Received	Name	Summary of Issues/Comments Made	Officer Response
		Environmental Protection (DWER)	<p>The changes are minor in nature and do not impact any of the strategic recommendations or objectives of the Local Planning Strategy.</p> <p>The Department are supportive of the amendments designed to ensure continuity of land use for drainage/waterway purposes.</p> <p>The Department promote the protection of land designated for Environmental Conservation and where possible encourage the provision for this land use elsewhere as mitigation for any loss as a result of rezoning.</p>	
4	1/03/23	Main Roads WA (MRWA)	MRWA have identified a number of roads that require naming or are to be renamed due to new alignments and the establishment of new roads.	<p>Noted.</p> <p>In line with Town of Port Hedland 12/010 Naming of Roads and Places Policy, the Town considers any request for road naming against the requirements of Landgate's Policies and Standards for Geographical Naming in Western Australia and any submission received to determine the suitability of the name.</p> <p>The applications are presented to Council for support prior to a submission being made to Landgate to apply the name formally.</p>

No/ Ref	Date Received	Name	Summary of Issues/Comments Made	Officer Response
5	20/03/23	Water Corporation	<p>Water Corporation advises that the various text and map amendments are relatively minor in nature as they correct anomalies and errors from the transfer to the new scheme. As such, these changes are unlikely to have any significant impact on the Water Corporation's assets or planning.</p> <p>The Water Corporation identified a waste water pump station and gravity sewer in the vicinity of Lots 195 -198 Skippers Loop South Hedland which will need to be addressed at subdivision / development layout stage.</p>	Noted.
6	7/01/23	Department of Planning Lands and Heritage (DPLH)	<p>The DPLH advises that, in regards to the inclusion of Lot 500 Forrest Circle (TAFE site), as part of the amendment that introducing a 'Mixed Use' zoning has a potential to create a possible commercial benefit opportunity for the Town.</p>	<p>Noted.</p> <p>Concept planning undertaken by the Town for Lot 500, indicates that the scale of the existing buildings far exceeds the Town's needs for civic, community and performing arts spaces.</p> <p>As such additional commercial and mixture of uses on the site, including restaurant, office space, and grouped housing is being considered.</p> <p>These uses are not consistent with a designation as "Civic and Community Reserve". A "Mixed Use" zoning is required to facilitate the various uses shown in the Masterplan.</p>

No/ Ref	Date Received	Name	Summary of Issues/Comments Made	Officer Response
7	15/03/23	RFF Australia on behalf of Big Five farms Pty Ltd	<p>Refers to part Lot 501 on P074675 Greenfield Street, Boodarie, The Quartz Estate. It is requested that a portion of Lot 501 be zoned Residential R2.5, the current zoning is Rural Residential.</p> <p>In September 2013, the subject portion of Lot 501 was the subject of a rezoning, which changed the site from Rural Residential to Residential R12.5.</p> <p>A subdivision plan for the subject was granted conditional subdivision approval in 2014 however the subdivision was not finalised.</p> <p>Lot 501 was zoned back to Rural Residential when LPS 7 was gazetted on 20.01.21.</p> <p>The following justification for the Residential zoning is provided:</p> <ul style="list-style-type: none"> It is our view that the re-identification of the subject land as Rural-Residential is an unestablished and unjustifiable anomaly that should be rectified in LPS7. The Port Hedland Regional Land Supply Assessment (2019) states: <i>It is anticipated that the Bosna Estate will be sufficient to meet short-term demand for rural living lands, whilst the subdivision plans for Quartz Estate are sufficient to meet long-term demand.</i> It is our view that integration of the land into the amendment would not require a re-referral of the amendment to the EPA. The proposed reversion to the zoning shown within LPS5 was referred specifically to the EPA and was determined to not require assessment. 	<p>Dismissed.</p> <p>The Residential zoning of the subject land in 2013 was undertaken within the context of the Pilbara Port City Growth Plan which was released in 2012. It was based on overly optimistic population forecasts and aspired to accommodate a total population of at least 50,000 people by 2035.</p> <p>The Local Planning Strategy (2021) does not identify the site as being suitable for residential development. It states that:</p> <p><i>South Hedland contains a substantial amount of unconstrained land suitable to accommodate residential growth. It is therefore necessary to identify a logical staged approach to the development of this land to ensure the efficient use of existing infrastructure and services and to prioritise land in proximity to existing amenity (i.e. the City Centre). Vacant infill development sites and land in proximity of the City Centre should be prioritised over other land located on the edge of the established urban area of South Hedland.</i></p> <p>The Port Hedland Regional Land Supply Assessment (April 2022) identifies Quartz Estate as a rural living development:</p> <p><i>Site zoned Rural Residential as per LPS7 and part of the Bosna/Quartz Estate Precinct in the LPS. Previous conditional subdivision approval expired in August 2018. Contains Indigenous heritage values. Bushfire</i></p>

No/ Ref	Date Received	Name	Summary of Issues/Comments Made	Officer Response
				<p><i>classification is likely to impede further subdivision of the site.</i></p> <p>The DPLH does not support the rezoning and advises:</p> <p><i>If the landowner proposes to rezone part Lot 501 to 'Residential', we recommend that a separate local planning scheme amendment is prepared for the Town's consideration which includes new/ revised technical studies prepared in accordance with current state policy that demonstrate the suitability of the site to be developed, including at higher densities.</i></p>

**Care For Hedland Environmental Association Inc.**

A.B.N. 11 873 448 055

Registered Association Number A1011932D

PO Box 436

Port Hedland, Western Australia, 6721

Environmental Sustainability Partnership – TOPH & Care For Hedland

The Association has a membership of just over 150 members from Port, South Hedland and Wedgefield and has a diverse demographic of short term to long term residents, local business/industry, community, and indigenous representation. The protection and ongoing sustainable management of the Hedland environment is one of the Association's primary areas of focus.

The Association has for now 19 years has been conducting a local volunteer Flatback Turtle (*Natator depressus*) monitoring program along Cemetery Beach, Pretty Pool Beach and the Spoilbank.

The Association has been operating the Hedland Containers For Change Program for two years. It has seen over 15.5M containers recycled and over \$109,000 returned to local charities.

The Community Garden/Sustainable Living Program continues to go from strength to strength. Sustainability workshop Facebook videos regularly get views in the 100s. Kids Club on Tuesdays after school regularly gets attendances over 30. The Great Gardens Awards Program now in its 16th year, receives over 40 entries and is very popular.

Care For Hedland has had a successful partnership with BHP in place for 16 years continuous. This is a testament of the achievements, reporting and outcomes delivered by our two organisations in partnership.

Care For Hedland originally started as a Town of Port Hedland Sustainability Working Group.

Care For Hedland provides many activities, programs and activities that in other areas are normally championed and delivered by Local Government.

The provision of funding, agreed KPIs and agreed deliverables would ensure that outcomes and actions from the Environmental Sustainability Strategy are achieved. Care For Hedland are seeking \$100,000 per year, over the next three years to meaningfully assist the TOPH in the delivery of an Environmentally Sustainable Future for our town and community.

Thank you for the opportunity to present to Elected Members and Executive on 28th September 2022.

Please let Care For Hedland know how we can formally progress this desired partnership.

**Care For Hedland Environmental Association Inc.**

A.B.N. 11 873 448 055
Registered Association Number A1011932D

PO Box 436,
Port Hedland, Western Australia, 6721

Town of Port Hedland
Manager Environmental Services
Attention: Michael Cuvalo
PO Box 41,
Port Hedland,
Western Australia, 6721.

Dear Michael,

**Partnership Proposal From The Care For Hedland Environmental Association To Assist The Town
of Port Hedland To Deliver Environmental Sustainability Outcomes As Per The Town's Strategy
– 2023/2024**

The Care For Hedland Environmental Association (now on referred to solely as the Association) is an independent environmental group, with its office based in Wedgefield. The Association has a membership of just over 160 members from Port, South Hedland and Wedgefield and has a diverse demographic of short term to long term residents, local business/industry, community and indigenous representation. The protection and ongoing sustainable management of the local environment of Port Hedland, and the surrounding area is one of the Association's primary areas of focus. The Group has for nineteen nesting seasons been conducting a local volunteer Flatback Turtle (*Natator depressus*) monitoring program along Cemetery Beach, Pretty Pool Beach and the Spoilbank. It also operates the Hedland Containers For Change facility that has seen close to 22 million containers diverted from landfill and recycled. Contributing close to \$2.2M back to our community.

The Association would like to thank the Town of Port Hedland (now on referred to solely as the Town) for the opportunity to present a formal partnership proposal for the Association to assist the Town with the delivery of desired outcomes from the recently adopted Town of Port Hedland Environmental Sustainability Strategy.

To this end, as the Town's only Hedland based environmental ratepayer, the Association is very keen to partner with the Town and to assist in the involvement of our local community to this Strategy and to assist in achieving the Objectives and outlined Focus Area Actions.

The Association feels it would be a natural partner for the Town. Our very own formation was as a result of the Town's very first Sustainability Strategy. The Association started as a Working Group of the Town of Port Hedland in 2003. From those early days and our formation, much of our focus and activities have been "civic" in orientation and continue as such today. Clean Up Australia Day, WA Beach Clean Up, annual Great Gardens Competition, composting, worm farms, the annual submission and hosting the judges visit for Tidy Towns, are examples of activities that in other local government areas are normally performed by local government.

The Association's strengths are its connection to our community, delivery of localised environmental and sustainability education, its broad and varied volunteer base and our proven

track record of delivering successful environmental and sustainability programs and activities over the past 20 years. The Association works with businesses, industry, is a regular at our local schools and daycare centres and is a recognised spokesperson for our local environment. Later this month, sees the Association celebrate its 20th year of operation. This is a terrific opportunity to formalise a partnership with the Town.

The Association maintains a successful partnership with BHP, that is now approaching its 17th continuous year. This is a testament of the achievements, reporting and outcomes delivered by our two organisations in partnership.

The Association would like to use the success of the partnership it has with BHP and use this as the model for the partnership the Association would like to have with the Town. The Association feels strongly that the provision of Town funding to the Association, coming together with a mutually agreed itemised Budget, together with agreed KPIs and clearly agreed deliverables are integral and would ensure that the desired outcomes and actions from the Environmental Sustainability Strategy are achieved. It is suggested that funding be only paid on delivery of set milestones and ensures both parties are delivering as expected.

The Association has a whole suite of sustainability orientated works, projects and services it would love to deliver in partnership with the Town. Thereby enabling the Association to expand its' current service delivery. Importantly also assisting the Town in the delivery of desired outcomes outlined in the Town's Environmental Sustainability Strategy. In the spirit of collaboration and partnering for the delivery of Year 1 of the Town of Port Hedland Environmental Sustainability Strategy, the Association would like to propose the following for financial year 2023/2024:

Item	Cost (excl gst)
Comprehensive Community & School Kerbside Recycling Education Program.	\$25,000.00
Hedland Waste Wise Schools Program.	\$2,500.00
Home & Business Sustainability Categories – 2023 Great Gardens Competition.	\$5,000.00
Sustainability Communication Plan & Specifically Co-Produced Monthly Sustainability Newsletter.	\$17,000.00
Business Case & Implementation Plan For Staged Hedland FOGO Pilot.	\$5,000.00
Home Composting & Worm Farm Initiative.	\$5,000.00
Hedland Sustainable Living Show Day & Initial Greenhouse Emissions Audits Of TOPH Staff Housing.	\$25,500.00
Administration.	\$15,000.00
Total	\$100,000.00 (excl gst)

Partnership proposal summary:

Comprehensive Community & School Kerbside Recycling Education Program

All six schools including guided school bus visits to Landfill, Cleanaway and Containers for Change, monthly shopping centre interactive displays, attendance and presence at community events (ie Spinifex Spree, Welcome to Hedland Night) and working with Dept Communities and other local not-for-profit housing support service providers (ie Bloodwood Tree , Pilbara Community Legal

Service and Mission Australia) for customised education and kerbside recycling support for residents in local social housing.

Hedland Waste Wise Schools Program

Promotion and facilitated support to all Hedland schools so that they can meaningfully participate in the WA Waste Wise Schools Program. Assisting and supporting the school's involvement and the facilitation of desired take home of desired messages, assistance and support for schools to be waste wise and includes professional development for school teachers in Hedland.

Home & Business Sustainability Categories – 2023 Great Gardens Competition

Expansion of the current annual Great Gardens Competition and Awards to include a category and a specific focus category on home and business sustainability. The Town would have naming rights to the new categories (Sustainable Home and Sustainable Business) and would have involvement in the very popular and long running Great Gardens Awards Program and Awards run by the Association.

Sustainability Communication Plan & Specifically Co-Produced Monthly Sustainability Newsletter

Assistance with the development of a sustainability communication plan and a specifically co-produced Sustainability News full page advertorial in the North West Telegraph (once a month - July to September 2023 (inclusive) and February to June 2024 (inclusive). Based on the Association's Containers Talk and Turtle Talk pages. Providing agreed sustainability messaging, updates on greenhouse gas reductions, energy use, water use, home sustainability initiatives and updates on Town's efforts for kerbside recycling, Containers For Change contributions, recycling of other common items like whitegoods, vehicles, tyres, batteries etc

Business Case & Implementation Plan For Staged Hedland FOGO Pilot

Detailed planning, development and costing for a comprehensive business case and implementation plan for the staged and successful implementation of a local Hedland FOGO Pilot. This pilot is aimed to be operational FY 24/25 and is proposed to involve 50 households and one small to medium Hedland Cafe business.

Home Composting & Worm Farm Initiative

Expansion of current home composting and worm farming initiatives to divert food waste from landfill, as pre-cursor to a proposed local FOGO pilot in 24/25. It is subsidised support to assist 50 households with home compost and/or worm farm materials.

Hedland Sustainable Living Show Day & Initial Greenhouse Emissions Audits Of TOPH Staff Housing

The Association has a strong partnership with Josh Byrne and Associates, particularly in terms of sustainable living, access to expertise calculating net greenhouse emissions from facilities and staff housing, built form climate change auditing, FOGO piloting and encouraging community involvement in mitigating the effects of climate change. The Association feels that these works it would like to do, would be a natural extension of the Great Gardens and home sustainability work we are already doing.

Hedland Sustainable Living Show Day event (Saturday 10am-4pm on agreed date), featuring visit and presentation from Josh Byrne. The Sustainable Living Show Day event would provide the Town's staff and the wider community with information, products, information on ways to reduce household carbon footprint and reduce net greenhouse emissions. As part of this, the Association would in the lead up conduct energy, water and greenhouse emissions audits on 1 x TOPH staff unit accommodation, 1 x TOPH staff Townhouse accommodation and 1 x TOPH staff house

accommodation. These audit can guide future works and recommendations for Town staff accommodation. The Hedland Sustainable Living Show Day event, which the Town will have foundation naming rights for, can be locked into the community calendar can enable the Town to showcase their annual sustainability efforts and provide guidance to the community re grey water usage, approvals process for solar panel installation etc.

Administration


The Association requires administration support to assist with this outlined body of proposed works. As a local not-for-profit organisation, the Association is proposing a 15% administration fee. This administration fee would assist the Association in light of the growing cost of doing business in Hedland and would assist specifically in supporting the Association's rising rent, insurance and auditing costs of the Association.

For the delivery of these works, in addition to our partnership with the Town of Port Hedland. The Association will be leveraging from our approaching 17-year principal partnership with BHP. As well as the many other local business sponsorships and supports the Association is proud to receive. The Association has a positive and ongoing sponsorship relationships with both Horizon Power and Water Corporation. The Association receives over \$150,000 in in-kind support, equipment and product donations to assist with its activities and projects each year.

Any further detail or information regarding this proposal from the Association, please do not hesitate to contact myself (mob) 04399 41431 or Chairperson Jules Prins (mob) 0417 722 784.

The Association welcomes the opportunity to provide this partnership proposal and looks forward to formalising our partnership and assisting in the delivery of these important environmental sustainability outcomes.

Kind Regards,



Kelly Howlett

16th May 2023