

ATTACHMENTS

Under Separate Cover

Ordinary Council Meeting
Wednesday, 23 November 2022

Table of Contents

12.1.2 Statement of Financial Activity for the period ending 31 October 2022	
Attachment 1 Statement of Financial Activity - October 2022	4
Attachment 2 Material Variances - October 2022	28
Attachment 3 Payments made under authority - October 2022	30
Attachment 4 Credit Cards - October 2022.....	125
12.1.3 Amendment of 2022-23 Fees and Charges	
Attachment 1 November Amendment of 2022-23 Fees and Charges.....	136
12.2.2 Courthouse Gallery Quarterly Report - Quarter 1 July to September 2022/2023	
Attachment 1 Courthouse Gallery Quarterly Report July to September 2022	137
12.3.1 Initiation of Amendment Number 2 to the Town of Port Hedland Local Planning Scheme No. 7 - Rezoning Lot 6270 (5) Miller Street, Wedgefield to 'Light Industry'	
Attachment 1 Cover Letter	160
Attachment 2 Report	161
12.3.2 Port Hedland Visitors Centre Annual Review and Extension of Management Agreement	
Attachment 2 Port Hedland Visitor Centre - Annual Report.....	203
Attachment 3 Port Hedland Visitor Centre - Visitor Comments	230

TOWN OF PORT HEDLAND
MONTHLY FINANCIAL REPORT
(Containing the Statement of Financial Activity)
For the period ending 31 October 2022

LOCAL GOVERNMENT ACT 1995
LOCAL GOVERNMENT (FINANCIAL MANAGEMENT) REGULATIONS 1996

TABLE OF CONTENTS

Statement of Financial Activity by Nature or Type	4
Basis of Preparation	5
Note 1 Statement of Financial Activity Information	7
Note 2 Cash and Financial Assets	8
Note 3 Receivables	9
Note 4 Other Current Assets	10
Note 5 Payables	11
Note 6 Disposal of Assets	12
Note 7 Capital Acquisitions	13
Note 8 Borrowings	17
Note 9 Lease Liabilities	18
Note 10 Reserve Accounts	19
Note 11 Other Current Liabilities	20
Note 12 Operating grants and contributions	21
Note 13 Non operating grants and contributions	22
Note 14 Trust Fund	23
Note 15 Explanation of Material Variances	24

**MONTHLY FINANCIAL REPORT
FOR THE PERIOD ENDED 31 OCTOBER 2022**

EXECUTIVE SUMMARY

Funding surplus / (deficit) Components

Funding surplus / (deficit)				
	Adopted Budget	YTD Budget (a)	YTD Actual (b)	Var. \$ (b)-(a)
Opening	(\$5.42 M)	(\$5.42 M)	(\$0.39 M)	\$5.03 M
Closing	\$2.30 M	(\$17.30 M)	\$51.81 M	\$69.12 M

Refer to Statement of Financial Activity

Cash and cash equivalents			Payables			Receivables		
	\$202.11 M	% of total		\$2.42 M	% Outstanding		\$3.44 M	% Collected
Unrestricted Cash	\$46.87 M	23.2%	Trade Payables	\$0.00 M		Rates Receivable	\$6.94 M	89.3%
Restricted Cash	\$155.24 M	76.8%	0 to 30 Days		0.0%	Trade Receivable	\$3.44 M	% Outstanding
			Over 30 Days		0.0%	Over 30 Days		46.0%
			Over 90 Days		0%	Over 90 Days		13.8%

Refer to Note 2 - Cash and Financial Assets Refer to Note 5 - Payables Refer to Note 3 - Receivables

Key Operating Activities

Amount attributable to operating activities				Operating Grants and Contributions				Fees and Charges			
Adopted Budget	YTD Budget (a)	YTD Actual (b)	Var. \$ (b)-(a)	YTD Actual	\$1.62 M	% Variance		YTD Actual	\$7.38 M	% Variance	
(\$10.86 M)	\$12.85 M	\$22.18 M	\$9.33 M	YTD Budget	\$0.77 M	110.8%		YTD Budget	\$7.53 M	(1.9%)	

Refer to Statement of Financial Activity Refer to Note 12 - Operating Grants and Contributions Refer to Statement of Financial Activity

Key Investing Activities

Amount attributable to investing activities				Asset Acquisition				Capital Grants			
Adopted Budget	YTD Budget (a)	YTD Actual (b)	Var. \$ (b)-(a)	YTD Actual	\$17.44 M	% Spent		YTD Actual	\$0.00 M	% Received	
(\$67.26 M)	(\$24.74 M)	(\$17.29 M)	\$7.45 M	Adopted Budget	\$81.67 M	(78.6%)		Adopted Budget	\$12.67 M	(100.0%)	

Refer to Statement of Financial Activity Refer to Note 7 - Capital Acquisitions Refer to Note 7 - Capital Acquisitions

Key Financing Activities

Amount attributable to financing activities				Borrowings				Reserves				Lease Liability			
Adopted Budget	YTD Budget (a)	YTD Actual (b)	Var. \$ (b)-(a)	Principal repayments	\$0.00 M			Reserves balance	\$155.24 M			Principal repayments	\$0.07 M		
\$85.84 M	\$0.00 M	\$47.31 M	\$47.31 M	Interest expense	\$0.00 M			Interest earned	\$0.00 M			Interest expense	\$0.00 M		
				Principal due	\$0.00 M							Principal due	\$0.16 M		

Refer to Statement of Financial Activity Refer to Note 8 - Borrowings Refer to Note 10 - Cash Reserves Refer to Note 9 - Lease Liabilities

This information is to be read in conjunction with the accompanying Financial Statements and notes.

**KEY TERMS AND DESCRIPTIONS
FOR THE PERIOD ENDED 31 OCTOBER 2022**

REVENUE

RATES

All rates levied under the *Local Government Act 1995*. Includes general, differential, specified area rates, minimum rates, interim rates, back rates, ex-gratia rates, less discounts and concessions offered. Excludes administration fees, interest on instalments, interest on arrears, service charges and sewerage rates.

OPERATING GRANTS, SUBSIDIES AND CONTRIBUTIONS

Refers to all amounts received as grants, subsidies and contributions that are not non-operating grants.

NON-OPERATING GRANTS, SUBSIDIES AND CONTRIBUTIONS

Amounts received specifically for the acquisition, construction of new or the upgrading of identifiable non financial assets paid to a local government, irrespective of whether these amounts are received as capital grants, subsidies, contributions or donations.

REVENUE FROM CONTRACTS WITH CUSTOMERS

Revenue from contracts with customers is recognised when the local government satisfies its performance obligations under the contract.

FEES AND CHARGES

Revenues (other than service charges) from the use of facilities and charges made for local government services, sewerage rates, rentals, hire charges, fee for service, photocopying charges, licences, sale of goods or information, fines, penalties and administration fees. Local governments may wish to disclose more detail such as rubbish collection fees, rental of property, fines and penalties, and other fees and charges.

SERVICE CHARGES

Service charges imposed under *Division 6 of Part 6 of the Local Government Act 1995*. *Regulation 54 of the Local Government (Financial Management) Regulations 1996* identifies these as television and radio broadcasting, underground electricity and neighbourhood surveillance services. Exclude rubbish removal charges.

INTEREST EARNINGS

Interest and other items of a similar nature received from bank and investment accounts, interest on rate instalments, interest on rate arrears and interest on debtors.

OTHER REVENUE / INCOME

Other revenue, which can not be classified under the above headings, includes dividends, discounts, rebates, reimbursements etc.

PROFIT ON ASSET DISPOSAL

Excess of assets received over the net book value for assets on their disposal.

NATURE OR TYPE DESCRIPTIONS

EXPENSES

EMPLOYEE COSTS

All costs associated with the employment of person such as salaries, wages, allowances, benefits such as vehicle and housing, superannuation, employment expenses, removal expenses, relocation expenses, worker's compensation insurance, training costs, conferences, safety expenses, medical examinations, fringe benefit tax, etc.

MATERIALS AND CONTRACTS

All expenditures on materials, supplies and contracts not classified under other headings. These include supply of goods and materials, legal expenses, maintenance agreements, communication expenses, advertising expenses, membership, periodicals, publications, hire expenses, rental, postage and freight etc. Local governments may wish to disclose more detail such as contract services, consultancy, information technology, rental or lease expenditures.

UTILITIES (GAS, ELECTRICITY, WATER)

Expenditures made to the respective agencies for the provision of power, gas or water. Exclude expenditures incurred for the reinstatement of roadwork on behalf of these agencies.

INSURANCE

All insurance other than worker's compensation and health benefit insurance included as a cost of employment.

LOSS ON ASSET DISPOSAL

Shortfall between the value of assets received over the net book value for assets on their disposal.

DEPRECIATION ON NON-CURRENT ASSETS

Depreciation expense raised on all classes of assets. Excluding Land.

INTEREST EXPENSES

Interest and other costs of finance paid, including costs of finance for loan debentures, overdraft accommodation and refinancing expenses.

OTHER EXPENDITURE

Statutory fees, taxes, allowance for impairment of assets, member's fees or State taxes. Donations and subsidies made to community groups.

STATEMENT OF FINANCIAL ACTIVITY
FOR THE PERIOD ENDED 31 OCTOBER 2022

BY NATURE OR TYPE

	Ref	Adopted Budget	Amendments	YTD Budget	YTD Actual	Forecast 30 June 2023 Closing	Variance \$	Variance %	Var.
	Note	(a)		(b)	(c)	(a)-(b)+(c)	(c) - (b)	((c) - (b))/(b)	
		\$'000		\$'000	\$'000	\$'000	\$'000	%	
Opening funding surplus / (deficit)	1(c)	(5,415)		(5,415)	(387)	(387)	5,028	(93%)	
Revenue from operating activities									
Salaries		62,144		62,225	62,401	62,320	176	0%	
Operating grants, subsidies and contributions	12	3,711		768	1,618	4,561	850	111%	▲
Fees and charges		16,658		7,527	7,383	16,514	(144)	(2%)	
Interest earnings		1,817		606	1,882	3,093	1,276	211%	▲
Other revenue		2,232		614	3,071	4,689	2,456	400%	▲
Profit on disposal of assets	6	400		-	45	445	45	0%	
		86,962		71,740	76,400	91,622	4,660	6%	
Expenditure from operating activities									
Employee costs		(31,222)		(9,948)	(9,095)	(30,369)	853	9%	
Materials and contracts		(50,933)	(12,234)	(45,277)	(41,964)	(59,854)	3,313	7%	
Utility charges		(4,816)		(1,592)	(2,048)	(5,272)	(456)	(29%)	▼
Depreciation on non-current assets		(14,641)		(4,853)	(5,292)	(15,080)	(439)	(9%)	
Interest expenses		(856)		(285)	-	(571)	285	100%	▲
Insurance expenses		(1,411)		(339)	(355)	(1,427)	(16)	(5%)	
Other expenditure		(4,122)		(1,448)	(2,424)	(5,099)	(976)	(67%)	▼
Loss on disposal of assets	6	0		0	0	-	0	0.00%	
		(108,002)	(12,234)	(63,742)	(61,179)	(117,672)	2,563	(4%)	
Non-cash amounts excluded from operating activities	1(a)	10,181		4,853	6,957	12,285	2,104	43%	
Amount attributable to operating activities		(10,858)	(12,234)	12,851	22,178	(13,766)	9,327	73%	
Investing activities									
Proceeds from non-operating grants, subsidies and contributions	13	12,667		3,680	-	12,667	(3,680)	(100%)	▼
Proceeds from disposal of assets	6	1,737		-	151	1,737	151	0%	▲
Payments for property, plant and equipment and infrastructure	7	(81,667)	(565)	(28,420)	(17,441)	(82,232)	10,979	39%	▲
Amount attributable to investing activities		(67,263)	(565)	(24,740)	(17,290)	(67,828)	7,450	(30%)	
Financing Activities									
Proceeds from new debentures	8	24,269		-	-	24,269	-	0%	
Transfer from reserves	10	84,138	12,799	-	47,379	96,937	47,379	0%	▲
Payments for principal portion of lease liabilities	9	(145)		-	(69)	(145)	(69)	0%	▼
Repayment of debentures	8	(922)		-	-	(922)	-	0%	
Transfer to reserves	10	(21,502)		-	-	(21,502)	-	0%	
Amount attributable to financing activities		85,838	12,799	-	47,310	98,637	47,310	0%	
Closing funding surplus / (deficit)	1(c)	2,302	-	(17,304)	51,811	16,656	69,115		

KEY INFORMATION

▲ ▼ Indicates a variance between Year to Date (YTD) Budget and YTD Actual data as per the adopted materiality threshold.

Refer to Note 16 for an explanation of the reasons for the variance.

This statement is to be read in conjunction with the accompanying Financial Statements and Notes.

**MONTHLY FINANCIAL REPORT
FOR THE PERIOD ENDED 31 OCTOBER 2022**

BASIS OF PREPARATION

BASIS OF PREPARATION

The financial report has been prepared in accordance with Australian Accounting Standards (as they apply to local governments and not-for-profit entities) and interpretations of the Australian Accounting Standards Board, and the *Local Government Act 1995* and accompanying Regulations.

The *Local Government Act 1995* and accompanying Regulations take precedence over Australian Accounting Standards where they are inconsistent.

The *Local Government (Financial Management) Regulations 1996* specify that vested land is a right-of-use asset to be measured at cost, and is considered a zero cost concessionary lease. All right-of-use assets under zero cost concessionary leases are measured at zero cost rather than at fair value, except for vested improvements on concessionary land leases such as roads, buildings or other infrastructure which continue to be reported at fair value, as opposed to the vested land which is measured at zero cost. The measurement of vested improvements at fair value is a departure from AASB 16 which would have required the Town to measure any vested improvements at zero cost.

Accounting policies which have been adopted in the preparation of this financial report have been consistently applied unless stated otherwise. Except for cash flow and rate setting information, the financial report has been prepared on the accrual basis and is based on historical costs, modified, where applicable, by the measurement at fair value of selected non-current assets, financial assets and liabilities.

THE LOCAL GOVERNMENT REPORTING ENTITY

All funds through which the Town controls resources to carry on its functions have been included in the financial statements forming part of this financial report.

All monies held in the Trust Fund are excluded from the financial statements. A separate statement of those monies appears at Note 14 to these financial statements.

SIGNIFICANT ACCOUNTING POLICIES

CRITICAL ACCOUNTING ESTIMATES

The preparation of a financial report in conformity with Australian Accounting Standards requires management to make judgements, estimates and assumptions that effect the application of policies and reported amounts of assets and liabilities, income and expenses.

The estimates and associated assumptions are based on historical experience and various other factors believed to be reasonable under the circumstances; the results of which form the basis of making the judgements about carrying values of assets and liabilities not readily apparent from other sources. Actual results may differ from these estimates.

The balances, transactions and disclosures impacted by accounting estimates are as follows:

- estimation of fair values of certain financial assets
- estimation of fair values of fixed assets shown at fair value
- impairment of financial assets

GOODS AND SERVICES TAX

Revenues, expenses and assets are recognised net of the amount of GST, except where the amount of GST incurred is not recoverable from the Australian Taxation Office (ATO). Receivables and payables are stated inclusive of GST receivable or payable. The net amount of GST recoverable from, or payable to, the ATO is included with receivables or payables in the statement of financial position. Cash flows are presented on a gross basis. The GST components of cash flows arising from investing or financing activities which are recoverable from, or payable to, the ATO are presented as operating cash flows.

ROUNDING OFF FIGURES

All figures shown in this statement are rounded to the nearest dollar.

PREPARATION TIMING AND REVIEW

Date prepared: All known transactions up to 00 January 1900

**NOTES TO THE STATEMENT OF FINANCIAL ACTIVITY
FOR THE PERIOD ENDED 31 OCTOBER 2022**

**NOTE 1
STATEMENT OF FINANCIAL ACTIVITY INFORMATION**

(a) Non-cash items excluded from operating activities

The following non-cash revenue and expenditure has been excluded from operating activities within the Statement of Financial Activity in accordance with *Financial Management Regulation 32*.

	Notes	Adopted Budget	YTD Budget (a)	YTD Actual (b)	Forecast 30 June 2023 Closing
Non-cash items excluded from operating activities		\$'000	\$'000	\$'000	\$'000
Adjustments to operating activities					
Less: Profit on asset disposals	6	(400)	-	(45)	(445)
Movement in contract liabilities (non-current)		(4,060)	-	-	(4,060)
Movements other				1,710	1,710
Add: Loss on asset disposals	6	-	-	-	-
Add: Depreciation on assets		14,641	4,853	5,292	15,080
Total non-cash items excluded from operating activities		10,181	4,853	6,957	12,285

(b) Adjustments to net current assets in the Statement of Financial Activity

The following current assets and liabilities have been excluded from the net current assets used in the Statement of Financial Activity in accordance with *Financial Management Regulation 32* to agree to the surplus/(deficit) after imposition of general rates.

	Adopted Budget Opening 30 June 2022	Last Year Closing 30 June 2022	Year to Date 31 October 2022
Adjustments to net current assets			
Less: Reserves - restricted cash	10	(183,782)	(202,623)
Less: - Financial assets at amortised cost - self supporting loans	4	-	(11)
Less: Land held for resale		(1,344)	(1,710)
Less: Movement current/non-current		-	(71)
Add: Provisions for Capex Airport Works		25,743	-
Add: Other Provisions		13,637	400
Add: Employee related provisions	11	876	2,123
Add: Lease liabilities	9	276	145
Add: Prepaid PHIA Lease premium		924	924
Total adjustments to net current assets		(143,670)	(200,822)

(c) Net current assets used in the Statement of Financial Activity

Current assets			
Cash and cash equivalents	2	2,411	45,174
Financial assets at FV	2	183,782	169,642
Rates receivables	3	61	2,277
Receivables	3	5,799	3,011
Other current assets	4	1,969	3,187
Payables	5	(4,034)	(12,409)
Borrowings	8	(13,637)	-
Contract liabilities	11	(4,224)	(7,780)
Lease liabilities	9	(276)	(145)
Provisions	11	(28,042)	(2,523)
Less: Total adjustments to net current assets	1(b)	(143,670)	(200,822)
Closing funding surplus / (deficit)		139	(387)

CURRENT AND NON-CURRENT CLASSIFICATION

In the determination of whether an asset or liability is current or non-current, consideration is given to the time when each asset or liability is expected to be settled. Unless otherwise stated assets or liabilities are classified as current if expected to be settled within the next 12 months, being the Council's operational cycle.

**NOTES TO THE STATEMENT OF FINANCIAL ACTIVITY
FOR THE PERIOD ENDED 31 OCTOBER 2022**

**OPERATING ACTIVITIES
NOTE 2
CASH AND FINANCIAL ASSETS**

Description	Classification	Unrestricted \$'000	Restricted \$'000	Total Cash \$'000	Institution	Interest Rate	Maturity Date
At call account	Financial assets at amortised cost	39,974		39,974			At call
Term deposit	Financial assets at amortised cost	-	10,000	10,000	BOQ	2.75%	21/02/2023
Term deposit	Financial assets at amortised cost	-	7,000	7,000	CBA	4.16%	15/06/2023
Term deposit	Financial assets at amortised cost	-	55,000	55,000	CBA	3.90%	12/04/2023
Term deposit	Financial assets at amortised cost	-	40,000	40,000	WESTPAC	4.07%	3/06/2023
Term deposit	Financial assets at amortised cost	-	20,000	20,000	WESTPAC	4.00%	15/03/2023
Term deposit	Financial assets at amortised cost	-	10,000	10,000	NAB	3.40%	15/12/2022
Term deposit	Financial assets at amortised cost	-	10,000	10,000	NAB	3.82%	15/03/2023
Term deposit	Financial assets at amortised cost	1,755	3,245	5,000	AMP Bank	4.10%	22/03/2023
Term deposit	Financial assets at amortised cost	5,000		5,000	AMP Bank	4.10%	15/03/2023
Term deposit	Financial assets at amortised cost	141		141	AMP Bank	2.61%	21/11/2022
Total		46,870	155,245	202,115			
Comprising							
Financial assets at amortised cost		46,870	155,245	202,115			
		46,870	155,245	202,115			

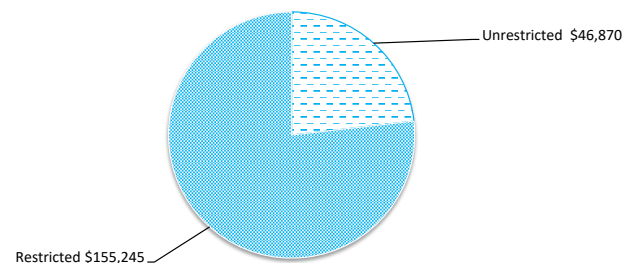
KEY INFORMATION

Cash and cash equivalents include cash on hand, cash at bank, deposits available on demand with banks and other short term highly liquid investments with original maturities of three months or less that are readily convertible to known amounts of cash and which are subject to an insignificant risk of changes in value. Bank overdrafts are reported as short term borrowings in current liabilities in the statement of net current assets.

The local government classifies financial assets at amortised cost if both of the following criteria are met:

- the asset is held within a business model whose objective is to collect the contractual cashflows, and
- the contractual terms give rise to cash flows that are solely payments of principal and interest.

Financial assets at amortised cost held with registered financial institutions are listed in this note other financial assets at amortised cost are provided in Note 4 - Other assets.



**NOTES TO THE STATEMENT OF FINANCIAL ACTIVITY
FOR THE PERIOD ENDED 31 OCTOBER 2022**

**OPERATING ACTIVITIES
NOTE 3
RECEIVABLES**

Rates receivable	30 Jun 2022	31 Oct 2022
	\$'000	\$'000
Opening arrears previous years	3,764	2,277
Levied this year	58,865	62,401
Less - collections to date	(60,352)	(57,736)
Gross rates collectable	2,277	6,942
Net rates collectable	2,277	6,942
% Collected	96.4%	89.3%

Receivables - general	Credit	Current	30 Days	60 Days	90+ Days	Total
	\$	\$	\$	\$	\$	\$
Receivables - general	-	1,023	596	13	261	1,893
Percentage	-	54%	31.5%	0.7%	13.8%	
Balance per trial balance						
Trade & other receivables						1,893
GST Receivable						2,137
Allowance for impairment current						(592)
Total receivables general outstanding						3,438

Amounts shown above include GST (where applicable)

KEY INFORMATION

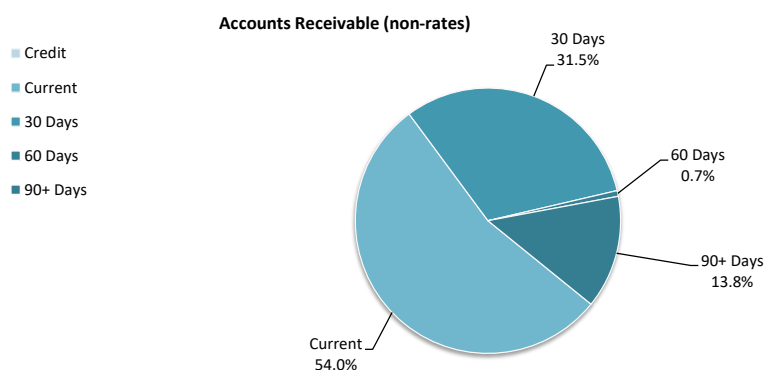
Trade and other receivables include amounts due from ratepayers for unpaid rates and service charges and other amounts due from third parties for goods sold and services performed in the ordinary course of business.

Trade receivables are recognised at original invoice amount less any allowances for uncollectable amounts (i.e. impairment). The carrying amount of net trade receivables is equivalent to fair value as it is due for settlement within 30 days.

Classification and subsequent measurement

Receivables which are generally due for settlement within 30 days except rates receivables which are expected to be collected within 12 months are classified as current assets. All other receivables such as, deferred pensioner rates receivable after the end of the reporting period are classified as non-current assets.

Trade and other receivables are held with the objective to collect the contractual cashflows and therefore the Town measures them subsequently at amortised cost using the effective interest rate method.



**NOTES TO THE STATEMENT OF FINANCIAL ACTIVITY
FOR THE PERIOD ENDED 31 OCTOBER 2022**

**OPERATING ACTIVITIES
NOTE 4
OTHER CURRENT ASSETS**

	Opening Balance 1 July 2022	Asset Increase	Asset Reduction	Closing Balance 31 October 2022
	\$'000	\$'000	\$'000	\$'000
Other current assets				
Other financial assets at amortised cost				
Loans receivable - Clubs/Inst current	11	-	-	11
Inventory				
Inventories - Depot	455	-	-	455
Inventories - J D Hardie	2	-	-	2
Inventories - Leisure	1	-	-	1
Inventories - Matt Dann	16	-	-	16
Land held for resale				
Kingsford Smith BP	1,710	-	(1,710)	-
Other Assets				
Prepayments	469	1,229	-	1,698
Accrued Income current	524	829	-	1,353
Total other current assets	3,187	2,058	(1,710)	3,536
Amounts shown above include GST (where applicable)				

KEY INFORMATION

Other financial assets at amortised cost

The Town classifies financial assets at amortised cost if both of the following criteria are met:

- the asset is held within a business model whose objective is to collect the contractual cashflows, and
- the contractual terms give rise to cash flows that are solely payments of principal and interest.

Inventory

Inventories are measured at the lower of cost and net realisable value.

Net realisable value is the estimated selling price in the ordinary course of business less the estimated costs of completion and the estimated costs necessary to make the sale.

Land held for resale

Land held for development and resale is valued at the lower of cost and net realisable value. Cost includes the cost of acquisition, development, borrowing costs and holding costs until completion of development.

Borrowing costs and holding charges incurred after development is completed are expensed.

Gains and losses are recognised in profit or loss at the time of signing an unconditional contract of sale if significant risks and rewards, and effective control over the land, are passed onto the buyer at this point.

Land held for resale is classified as current except where it is held as non-current based on the Council's intentions to release for sale.

**NOTES TO THE STATEMENT OF FINANCIAL ACTIVITY
FOR THE PERIOD ENDED 31 OCTOBER 2022**

**OPERATING ACTIVITIES
NOTE 5
PAYABLES**

Payables - general	Credit	Current	30 Days	60 Days	90+ Days	Total
	\$'000	\$'000	\$'000	\$'000	\$'000	\$'000
Payables - general	-	-	-	-	-	-
Percentage	0%	0%	0%	0%	0%	
Balance per trial balance						
Sundry Creditors - Current						-
Prepaid Rates						375
Accrued Salaries And Wages						(32)
Statutory Liabilities						1,961
Bonds And Levies						62
Accrued expenditure						(16)
Retentions						71
Total payables general outstanding						2,421
Amounts shown above include GST (where applicable)						

KEY INFORMATION

Trade and other payables represent liabilities for goods and services provided to the Town prior to the end of the period that are unpaid and arise when the Town becomes obliged to make future payments in respect of the purchase of these goods and services.

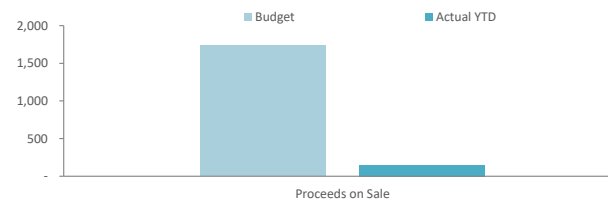
The amounts are unsecured, are recognised as a current liability and are normally paid within 30 days of recognition.

The carrying amounts of trade and other payables are considered to be the same as their fair values, due to their short-term nature.

**NOTES TO THE STATEMENT OF FINANCIAL ACTIVITY
FOR THE PERIOD ENDED 31 OCTOBER 2022**

**OPERATING ACTIVITIES
NOTE 6
DISPOSAL OF ASSETS**

Asset Ref.	Asset description	Budget				YTD Actual			
		Net Book Value	Proceeds	Profit	(Loss)	Net Book Value	Proceeds	Profit	(Loss)
		\$'000	\$'000	\$'000	\$'000	\$'000	\$'000	\$'000	\$'000
	Plant and equipment								
	Other property and services								
		1,337	1,737	400	-	-	-	-	-
	40' Containers			-	-	-	4	4	-
	Truck and machinery			-	-	-	4	4	-
	Holden Colorado Ute 4 x 4 Single Cab			-	-	7	-	-	(7)
	Kenworth DAF Tandem Tip Truck 1CS2965			-	-	4	38	34	-
	Hino TTop 500 Series Crew Cab			-	-	71	48	-	(22)
	John Deere Tractor			-	-	18	17	-	(2)
	Peruzzo Panther 1800			-	-	2	-	-	(2)
	Spitwater Pressure Cleaner 3phase			-	-	3	-	-	(3)
	Float - Trailer			-	-	1	-	-	(1)
	Water Tanker			-	-	-	13	13	-
	Hino Truck			-	-	-	27	27	-
		1,337	1,737	400	-	106	151	82	(37)



**NOTES TO THE STATEMENT OF FINANCIAL ACTIVITY
FOR THE PERIOD ENDED 31 OCTOBER 2022**

**INVESTING ACTIVITIES
NOTE 7
CAPITAL ACQUISITIONS**

Capital acquisitions	Budget	Adopted Amendments	YTD Budget	YTD Actual	Forecast 30 June Closing	YTD Actual Variance
	\$'000		\$'000	\$'000	\$'000	\$'000
Land	2,650		883	22	1,788	(862)
Buildings	3,770	625	1,468	1,986	4,287	517
Buildings - specialised	17,174		5,856	3,049	14,367	(2,807)
Furniture and equipment	1,244		415	138	967	(277)
Plant and equipment	8,668		2,926	581	6,324	(2,345)
Infrastructure - roads and bridges	5,698		2,066	912	4,544	(1,154)
Infrastructure - Drainage	2,889		1,192	733	2,429	(460)
Infrastructure - Footpaths	2,100		700	1,188	2,588	488
Infrastructure - Parks & Ovals	14,189		4,960	4,344	13,573	(616)
Infrastructure - Other	19,585		6,720	3,308	16,174	(3,412)
Infrastructure - Depot	3,700		1,233	1,180	3,647	(53)
Payments for Capital Acquisitions	81,667	625	28,420	17,441	70,688	(10,979)
Capital Acquisitions Funded By:						
	\$'000		\$'000	\$'000	\$'000	\$'000
Capital grants and contributions	12,667		3,680	-	12,667	(3,680)
Borrowings	12,682		-	-	24,269	-
Other (disposals & C/Fwd)	50		-	151	1,737	151
Cash backed reserves						
Reserves cash backed - Plant	4,076		-	654	4,730	654
Reserves cash backed - housing	340		-	-	340	-
Reserves cash backed - Spoilbank				36,234	36,234	36,234
Reserves cash backed - Asset management	21,405		-	4,060	25,465	4,060
Reserves cash backed - Waste	2,690		-	112	2,802	112
Reserves cash backed - Strategic	24,628	625	-	6,319	30,947	6,319
Contribution - operations	3,129		24,740	(30,088)	(68,502)	(54,828)
Capital funding total	81,667	625	28,420	17,441	70,688	(10,979)

SIGNIFICANT ACCOUNTING POLICIES

Each class of fixed assets within either plant and equipment or infrastructure, is carried at cost or fair value as indicated less, where applicable, any accumulated depreciation and impairment losses.

Assets for which the fair value as at the date of acquisition is under \$5,000 are not recognised as an asset in accordance with *Financial Management Regulation 17A (5)*. These assets are expensed immediately.

Where multiple individual low value assets are purchased together as part of a larger asset or collectively forming a larger asset exceeding the threshold, the individual assets are recognised as one asset and capitalised.

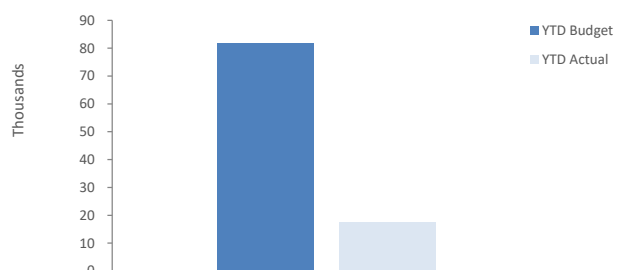
Initial recognition and measurement for assets held at cost

Plant and equipment including furniture and equipment is recognised at cost on acquisition in accordance with *Financial Management Regulation 17A*. Where acquired at no cost the asset is initially recognise at fair value. Assets held at cost are depreciated and assessed for impairment annually.

Initial recognition and measurement between mandatory revaluation dates for assets held at fair value

In relation to this initial measurement, cost is determined as the fair value of the assets given as consideration plus costs incidental to the acquisition. For assets acquired at zero cost or otherwise significantly less than fair value, cost is determined as fair value at the date of acquisition. The cost of non-current assets constructed by the Town includes the cost of all materials used in construction, direct labour on the project and an appropriate proportion of variable and fixed overheads.

Payments for Capital Acquisitions



**NOTES TO THE STATEMENT OF FINANCIAL ACTIVITY
FOR THE PERIOD ENDED 31 OCTOBER 2022**

**INVESTING ACTIVITIES
NOTE 7
CAPITAL ACQUISITIONS (CONTINUED)**

Account Description	Reserve Funded	Borrowings	Grant, Subsidies & Contributions	Sale of Assets	Municipal funded	Adopted			YTD Actual	Variance (Under)/Over
						Budget	Amendments	YTD Budget		
						\$	\$	\$	\$	\$
Government Regional Officer and Service Workers Housing (GROH)	200,000	-	-	-	-	200,000	-	66,800	6,395	(60,405)
Hamilton Rd Stormwater Pond Access Upgrade	135,000	-	-	-	-	135,000	-	45,200	-	(45,200)
Public Open Space Redevelopment - Marquee Park	900,000	-	-	-	-	900,000	-	300,000	1,593	(298,407)
Landfill Masterplan	490,000	-	-	-	-	490,000	-	326,800	112,957	(213,843)
Dual-use Path and Lighting Masterplan	500,000	-	-	-	-	500,000	-	166,800	136,531	(30,269)
Landfill replacement pond liner	2,000,000	-	-	-	-	2,000,000	-	666,800	3,980	(662,820)
South Hedland Townsite Activation	1,500,000	-	-	-	-	1,500,000	-	500,000	166,470	(333,530)
Pioneer Cemetery Upgrades - Stage 2	230,000	-	-	-	-	230,000	-	76,800	6,200	(70,600)
Solar Strategy Implementation	400,000	-	-	-	-	400,000	-	133,200	1,988	(131,212)
SHAC Carpark	200,000	-	-	-	-	200,000	-	133,200	459	(132,741)
Irrigation Inground renewal	300,000	-	-	-	-	300,000	-	100,000	-	(100,000)
Playground Softfall Renewal Program	840,000	-	-	-	-	840,000	-	280,000	194,998	(85,002)
Port Hedland Boat Ramp Sandblast and Repaint	67,354	-	-	-	-	67,354	-	44,800	-	(44,800)
Shade Structures	500,000	-	-	-	-	500,000	-	333,200	145,276	(187,924)
Turf Renewal	340,000	-	-	-	-	340,000	-	113,200	20,755	(92,445)
Shade Structure at South Hedland Skate Park - (Stage 1)	4,500,000	-	-	-	-	4,500,000	-	1,500,000	2,975,493	1,475,493
JD Hardie - Multi User Courts and Surrounds (Stage 2)	1,349,500	-	187,500	-	-	1,537,000	-	512,400	741,286	228,886
BBQ Renewal Program	146,000	-	-	-	-	146,000	-	48,800	89,651	40,851
Park Lighting Upgrade Program	140,900	-	-	-	-	140,900	-	94,000	93,574	(426)
Drinking Fountain Renewal	95,000	-	-	-	-	95,000	-	31,600	26,725	(4,875)
South Hedland Entrance Statement & Commons	778,921	-	1,321,079	-	-	2,100,000	-	700,000	4,187	(695,813)
Street Tree Renewal Program - Year 2 of 5	320,000	-	-	-	-	320,000	-	106,800	38,186	(68,614)
McGregor Street Oval Surface Levelling & Lights	750,000	-	-	-	-	750,000	-	250,000	2,275	(247,725)
South Hedland Street Furniture Renewal	135,703	-	-	-	-	135,703	-	45,200	-	(45,200)
Finucane Island Boat Ramp Stage 2 - Landside Works	1,295,000	-	1,021,456	-	-	2,316,456	-	772,000	8,491	(763,505)
Koombana Lookout Grounds Beautification and Upgrades	1,300,000	-	-	-	-	1,300,000	-	433,332	5,494	(427,838)
Sth Hedland Integrated Sports Hub (SHISH) - Masterplan Design	500,000	-	-	-	-	500,000	-	166,800	8,369	(158,431)
JD Hardie Stage 3 - Outdoor Elements (Formerly Stage 2)	270,000	-	-	-	-	270,000	-	90,000	105	(89,895)
Public Open Space Development - Osprey West	25,000	-	-	-	-	25,000	-	16,800	-	(16,800)
Public Open Space Redevelopment - Murdoch Drive	25,000	-	-	-	-	25,000	-	16,800	-	(16,800)
Public Open Space Redevelopment - Pretty Pool	370,000	-	-	-	-	370,000	-	123,332	500	(122,832)
Bowling Club Restoration	100,000	-	-	-	-	100,000	-	33,200	453	(32,747)

Account Description	Reserve Funded	Borrowings	Grant, Subsidies & Contributions	Sale of Assets	Municipal funded	Budget	Amendments	YTD Budget	YTD Actual	Variance (Under)/Over
Yacht Club Restoration	750,000	-	-	-	-	750,000	-	250,000	73,262	(176,738)
Road Reseal Program	2,000,000	-	-	-	-	2,000,000	-	666,800	144,982	(521,818)
Remote Community Roads - Yandeyarra	-	-	150,000	-	-	150,000	-	50,000	48,245	(1,755)
Preliminary Works, Road Safety Audit And Compliance	75,000	-	-	-	-	75,000	-	25,200	13,000	(12,200)
Wedgefield Road Network & Drainage Route 1	533,334	-	1,066,666	-	-	1,600,000	-	533,332	295,553	(237,775)
South Hedland CBD Road Safety Upgrades - Year 1 of 3	84,000	-	-	-	-	84,000	-	56,000	-	(56,000)
Sutherland to Richardson st Extension Stage 2	500,000	-	-	-	-	500,000	-	166,800	29,126	(137,674)
Blackspot Program 22/23	41,334	-	82,666	-	-	124,000	-	41,200	11,467	(29,733)
Wedgefield Route 2	50,000	-	-	-	-	50,000	-	16,800	99,505	82,705
Footpath renewal program	1,000,000	-	-	-	-	1,000,000	-	333,200	367,274	34,074
Wilson st Shared Path	662,500	-	437,500	-	-	1,100,000	-	366,800	795,502	428,702
Drainage Renewal Program	2,200,000	-	-	-	-	2,200,000	-	733,200	547,854	(185,346)
Leehey Street Drainage Improvements	371,621	-	-	-	-	371,621	-	247,600	-	(247,600)
Logue Court Flood Prevention Works	186,178	-	-	-	-	186,178	-	124,000	-	(124,000)
Port Hedland LIA Flood Management Project	131,160	-	-	-	-	131,160	-	87,600	133,420	45,820
Restricted access control programme	300,000	-	-	-	-	300,000	-	100,000	11,926	(88,074)
Carpark Renewals program	300,000	-	-	-	-	300,000	-	100,000	7,148	(92,852)
Seawalls Construction	-	5,552,300	1,400,000	-	-	6,952,300	-	2,317,600	2,012,011	(305,589)
Wayfinding Signage	215,000	-	-	-	-	215,000	-	143,200	82,167	(61,033)
Annual Renewal Program - Kerbing	400,000	-	-	-	-	400,000	-	133,200	23	(133,177)
Annual Renewal Program - Streetscapes	370,000	-	-	-	-	370,000	-	123,200	257,066	133,866
Project Purple	-	250,000	-	-	-	250,000	-	83,200	-	(83,200)
Annual Renewal Program - Commercial Buildings	360,000	-	-	-	-	360,000	-	120,000	1,021	(118,979)
CCTV Upgrades	1,000,000	-	-	-	-	1,000,000	-	333,200	-	(333,200)
Len Taplin Upgrades	660,000	-	-	-	-	660,000	-	220,000	34,750	(185,250)
Rose Nowers Maintenance & Repairs	110,000	-	-	-	-	110,000	-	36,800	791	(36,009)
Staff Housing Construction	800,000	800,000	-	-	-	800,000	625,000	475,132	1,797,074	1,321,942
Staff Housing Renewal and Upgrade Program	-	-	-	-	-	325,000	-	108,400	166,602	58,202
Annual Smoke Detector Renewal Program	6,000	-	-	-	-	6,000	-	2,000	-	(2,000)
Annual Staff Housing Airconditioning Replacement Program	50,000	-	-	-	-	50,000	-	16,800	14,714	(2,086)
Catamore Court Water Supply Rectification	8,500	-	-	-	-	8,500	-	5,600	-	(5,600)
Staff Housing - Dempster St Three Town House Development	-	1,700,000	-	-	-	1,700,000	-	566,800	649	(566,151)
Staff Housing - Langley Gardens	-	680,000	-	-	-	680,000	-	226,668	237	(226,431)
South Hedland Cemetery Masterplan including Toilets	150,000	-	-	-	-	150,000	-	50,000	6,950	(43,051)
Landfill Weigh Bridge Office	200,000	-	-	-	-	200,000	-	66,800	713	(66,087)
Annual Renewal Program - Access Inclusion (Pram Ramp with Tactiles)	50,000	-	-	-	-	50,000	-	16,800	-	(16,800)
JD Hardie Masterplan - Childcare Centre (Stage 4)	50,000	-	-	-	-	50,000	-	16,800	-	(16,800)
PHSCH - Community Centre, Civils & Services Inc Demolition - (Stage 1)	8,500,000	-	7,000,000	-	-	15,500,000	-	5,166,800	2,330,962	(2,835,838)
SH Lotteries House Refurbishment	100,000	-	-	-	-	100,000	-	66,800	162,091	95,291

Account Description	Reserve Funded	Borrowings	Grant, Subsidies & Contributions	Sale of Assets	Municipal funded	Budget	Amendments	YTD Budget	YTD Actual	Variance (Under)/Over
Wanangkura Stadium - Chiller Rectification Works	65,000	-	-	-	-	65,000	-	43,200	-	(43,200)
Wanangkura Stadium - Compressor Change Out	128,900	-	-	-	-	128,900	-	86,000	169,451	83,451
ToPH Facilities - Access Control (Civic Centre & Col Matheson)	100,000	-	-	-	-	100,000	-	66,800	49,071	(17,729)
Wanangkura Stadium Health Club & Group Fitness Areas Refurbishment	222,000	-	-	-	-	222,000	-	74,000	121	(73,879)
Commercial Equipment Fit Out - Wanangkura Stadium	550,000	-	-	-	-	550,000	-	183,200	652	(182,548)
Scoreboard Renewal	110,000	-	-	-	-	110,000	-	73,200	89,210	16,010
South Hedland Library Shelving	15,000	-	-	-	-	15,000	-	10,000	4,668	(5,332)
Wanangkura Stadium Integrity Alarm Fit Out	187,100	-	-	-	-	187,100	-	62,400	512	(61,888)
Colin Matheson Pavilion - Stage 2 Changerooms	350,000	-	-	-	-	350,000	-	116,800	-	(116,800)
JD Hardie Security Upgrades	350,000	-	-	-	-	350,000	-	116,800	125,205	8,405
South Hedland Place Plan Implementation - Capital Part	135,000	-	-	-	-	135,000	-	45,200	72,408	27,208
Wanangkura Stadium Security Doors & Locks	126,500	-	-	-	-	126,500	-	42,000	1,027	(40,973)
South Hedland Christmas Decorations Replacement	100,000	-	-	-	-	100,000	-	33,200	-	(33,200)
Repair to South Hedland Aquatic Centre Pool Heating	29,000	-	-	-	-	29,000	-	9,668	242	(9,426)
Matt Dann Theatre Lighting Fixtures Upgrade	18,100	-	-	-	-	18,100	-	6,000	-	(6,000)
South Library After Hours Returns Chute	17,000	-	-	-	-	17,000	-	5,600	-	(5,600)
Jimblebar Storage Extension	15,000	-	-	-	-	15,000	-	5,200	-	(5,200)
Repairs to South Hedland Aquatic Centre "Aqua Tower" water park	12,500	-	-	-	-	12,500	-	4,000	-	(4,000)
Replacement of Lane ropes & reels at Gratwick Aquatic/ Fitness Centre & South Hedland Aquatic Centre	45,000	-	-	-	-	45,000	-	15,200	-	(15,200)
Port Hedland Sports & Community Hub (PHSCH) Masterplan Design	150,000	-	-	-	-	150,000	-	50,000	829	(49,171)
Mini Loader (Plant)	100,000	-	-	-	-	100,000	-	33,200	-	(33,200)
Annual Renewal Program - Landscaping	180,000	-	-	-	-	180,000	-	60,000	-	(60,000)
Heavy Duty Hydraulic Mulcher	70,000	-	-	-	-	70,000	-	23,200	-	(23,200)
"Aquatic Centres (GAC & SHAC): replace umbrella shade systems	75,000	-	-	-	-	75,000	-	25,200	10,228	(14,972)
Plant Replacement Program	3,278,000	-	-	50,000	3,129,000	6,457,000	-	2,152,332	354,917	(1,797,415)
Courtesy Speed Signs	60,000	-	-	-	-	60,000	-	20,000	-	(20,000)
Automatic Guidepost Driver (Petrol)	2,750	-	-	-	-	2,750	-	800	-	(800)
Depot Nursery	310,000	-	-	-	-	310,000	-	103,200	97	(103,103)
Depot Masterplan	-	3,700,000	-	-	-	3,700,000	-	1,233,200	1,180,219	(52,981)
Colebatch Way Land Acquisition	1,400,000	-	-	-	-	1,400,000	-	466,800	-	(466,800)
IT Renewal Program	1,244,000	-	-	-	-	1,244,000	-	414,800	120,590	(294,210)
Hamilton & Roberts Road Land Acquisition	1,000,000	-	-	-	-	1,000,000	-	333,200	20,000	(313,200)
Tafe Site Land Acquisition	250,000	-	-	-	-	250,000	-	83,332	1,546	(81,786)
Hook Lift Bins	-	-	-	-	-	-	-	-	278,053	278,052.6
Drafwa - Agrn899 Cyclone Damien.	-	-	-	-	-	-	-	-	106,765	106,765
Colin Matheson Oval Floodlights And Cricket Pitch	-	-	-	-	-	-	-	-	519	519
Pretty Pool Public Open Space Renewal	-	-	-	-	-	-	-	-	3,407	3,407
Koombana Park Public Open Space Renewal	-	-	-	-	-	-	-	-	82	82
Finucane Island Boat Ramp Improvement - (Stage 1)	-	-	-	-	-	-	-	-	54	54

Account Description	Reserve Funded	Borrowings	Grant, Subsidies & Contributions	Sale of Assets	Municipal funded	Budget	Amendments	YTD Budget	YTD Actual	Variance (Under)/Over
South Hedland Sports Earthworks, Drainage And Carparks (Stage 1)	-	-	-	-	-	-	-	-	51,474	51,474
Solar For Skate Park & Jd & Stadium, Shish Pavilion & Pshch Cc Design & Construction	-	-	-	-	-	-	-	-	7,035	7,035
Unsealed Roads Program	-	-	-	-	-	-	-	-	24,207	24,207
Kerb Renewals	-	-	-	-	-	-	-	-	51,852	51,852
Blackspot Projects	-	-	-	-	-	-	-	-	39,170	39,170
Sutherland To Richardson Street Footpath Extension Stage 1	-	-	-	-	-	-	-	-	60,096	60,096
South Hedland Aquatic Centre Security Program	-	-	-	-	-	-	-	-	400	400
Community Building - Facilities Renewal Program	-	-	-	-	-	-	-	-	175,712	175,712
Gratwick Aquatic Centre Gas Storage Room Upgrade	-	-	-	-	-	-	-	-	40,501	40,501
Landscaping - Cemetery Beach To Koombana Lookout	-	-	-	-	-	-	-	-	431	431
Jd Hardie Masterplan - Outdoor Elements (Stage 2)	-	-	-	-	-	-	-	-	12,500	12,500
Safe Vehicle And Pedestrian Movement Planning Dept Project	-	-	-	-	-	-	-	-	25,000	25,000
Depot Training Room Upgrade	-	-	-	-	-	-	-	-	1,382	1,382
Existing Stores Retain And Repurpose	-	-	-	-	-	-	-	-	100,000	100,000
Stores Warehouse Fit Out	-	-	-	-	-	-	-	-	5,264	5,264
Chambers Furniture	-	-	-	-	-	-	-	-	17,659	17,659
	53,613,855	12,682,300	12,666,867	50,000	3,129,000	81,667,022	625,000	28,419,928	17,441,032	(10,978,896)

**NOTES TO THE STATEMENT OF FINANCIAL ACTIVITY
FOR THE PERIOD ENDED 31 OCTOBER 2022**

FINANCING ACTIVITIES

NOTE 8

BORROWINGS

Repayments - borrowings

Information on borrowings			New Loans		Principal Repayments		Principal Outstanding		Interest Repayments	
Particulars	Loan No.	1 July 2022	Actual	Budget	Actual	Budget	Actual	Budget	Actual	Budget
		\$'000	\$'000	\$'000	\$'000	\$'000	\$'000	\$'000	\$'000	\$'000
Housing										
Staff Housing			-	10,000	-	(380)	-	9,620	-	350
Community amenities										
Seawalls			-	10,069	-	(382)	-	9,687	-	352
Other property and services										
Depot Masterplan			-	4,200	-	(160)	-	4,040	-	147
Total		-	-	24,269	-	(922)	-	23,347	-	849

All debenture repayments were financed by general purpose revenue.

New borrowings 2022-23

Particulars	Amount Borrowed Actual	Amount Borrowed Budget	Institution	Loan Type	Term Years	Total Interest & Charges	Interest Rate	Amount (Used) Actual	Balance (Used) Budget	Balance Unspent
	\$'000	\$'000				\$'000	%	\$'000	\$'000	\$'000
Staff Housing	-	10,000	To be determined	Principal & Interest	20	350	2.8	-	10,000	-
Depot Facility	-	4,200	To be determined	Principal & Interest	20	147	2.8	-	4,200	-
Seawalls	-	10,069	To be determined	Principal & Interest	20	352	2.8	-	10,069	-
	-	24,269				849		-	24,269	-

The Town has no unspent debenture funds as at 30th June 2021, nor is it expected to have unspent funds as at 30th June 2022.

KEY INFORMATION

Borrowing costs are recognised as an expense when incurred except where they are directly attributable to the acquisition, construction or production of a qualifying asset. Where this is the case, they are capitalised as part of the cost of the particular asset until such time as the asset is substantially ready for its intended use or sale.

Fair values of borrowings are not materially different to their carrying amounts, since the interest payable on those borrowings is either close to current market rates or the borrowings are of a short term nature. Non-current borrowings fair values are based on discounted cash flows using a current borrowing rate.

**NOTES TO THE STATEMENT OF FINANCIAL ACTIVITY
FOR THE PERIOD ENDED 31 OCTOBER 2022**

FINANCING ACTIVITIES

NOTE 9

LEASE LIABILITIES

Movement in carrying amounts

Information on leases		New Leases			Principal Repayments		Principal Outstanding		Interest Repayments	
Particulars	Lease No.	1 July 2022	Actual	Budget	Actual	Budget	Actual	Budget	Actual	Budget
		\$'000	\$'000	\$'000	\$'000	\$'000	\$'000	\$'000	\$'000	\$'000
Recreation and culture										
Port Hedland Library	48		-	-	(23)	(48)	25	-	-	(3)
Gratwick Gym Equipment	177		-	-	(46)	(97)	131	80	-	(4)
Total		225	-	-	(69)	(145)	156	80	-	(7)
Current lease liabilities		145	-	-	-	-	76	-	-	-
Non-current lease liabilities		80	-	-	-	-	80	-	-	-
		225	-	-	-	-	156	-	-	-

All lease repayments were financed by general purpose revenue.

KEY INFORMATION

At inception of a contract, the Town assesses if the contract contains or is a lease. A contract is or contains a lease, if the contract conveys the right to control the use of an identified asset for a period of time in exchange for consideration. At the commencement date, a right of use asset is recognised at cost and lease liability at the present value of the lease payments that are not paid at that date. The lease payments are discounted using that date. The lease payments are discounted using the interest rate implicit in the lease, if that rate can be readily determined. If that rate cannot be readily determined, the Town uses its incremental borrowing rate.

All contracts classified as short-term leases (i.e. a lease with a remaining term of 12 months or less) and leases of low value assets are recognised as an operating expense on a straight-line basis over the term of the lease.

**NOTES TO THE STATEMENT OF FINANCIAL ACTIVITY
FOR THE PERIOD ENDED 31 OCTOBER 2022**

OPERATING ACTIVITIES

NOTE 10

RESERVE ACCOUNTS

Reserve accounts

Reserve name	Actual Opening Balance	Budget Opening Balance	Budget Transfers In (+)	Actual Transfers In (+)	Budget Transfers Out (-)	Amendments	Actual Transfers Out (-)	Budget Closing Balance	Actual YTD Closing Balance
	\$'000	\$'000	\$'000	\$'000	\$'000		\$'000	\$'000	\$'000
Restricted by Council									
Reserves cash backed - leave reserve	1,376	1,376	940	-	-		-	2,316	1,376
Reserves cash backed - Plant	2,986	1,405	3,076	-	(4,076)		(654)	405	2,333
Reserves cash backed - Unfinished works	1,425	-	-	-	-		-	-	1,425
Reserves cash backed - housing	584	584	1,000	-	(340)		-	1,244	584
Reserves cash backed - Airport works	4,286	4,286	-	-	(500)		-	3,786	4,286
Reserves cash backed - Spoilbank	36,357	36,357	-	-	(24,000)	(12,235)	(36,234)	122	123
Reserves cash backed - Asset management	6,162	5,242	16,486	-	(21,405)		(4,060)	323	2,102
Reserves cash backed - Waste	8,128	6,231	-	-	(2,690)		(112)	3,541	8,016
Reserves cash backed - Strategic	116,188	112,736	-	-	(24,628)	(625)	(6,319)	87,483	109,869
Reserves cash backed - Cyclone	80	80	-	-	-		-	80	80
Reserves cash backed - Financial Risk	18,551	18,551	-	-	(6,500)		-	12,051	18,551
Reserves Cash backed - Landfill establishment	6,500	6,500	-	-	-		-	6,500	6,500
	202,623	193,348	21,502	-	(84,138)	(12,860)	(47,379)	117,852	155,245

NOTES TO THE STATEMENT OF FINANCIAL ACTIVITY
FOR THE PERIOD ENDED 31 OCTOBER 2022

OPERATING ACTIVITY
NOTE
OTHER CURRENT LIABILITY

	Note	Opening Balance 1 July 2022 \$'000	Liability transferred from/(to) non current	Liability Increase \$'000	Liability Reduction \$'000	Closing Balance 31 October 2022 \$'000
Other current liabilities						
Other liabilities						
- Contract liabilities		996	-	-	(995)	1
- Capital grant/contribution liabilities		5,860	-	745	(47)	6,558
- Lease premium prepaid		924	-	-	-	924
Total other liabilities		7,780	-	745	(1,042)	7,483
Employee Related Provisions						
Annual leave		1,729	-	(62)	-	1,667
Long service leave		394	-	(34)	-	360
Total Employee Related Provisions		2,123	-	(96)	-	2,027
Other Provisions						
Provision Remediation - Current		400	-	-	-	400
Total Other Provisions		400	-	-	-	400
Total other current liabilities		10,303	-	649	(1,042)	9,910
Amounts shown above include GST (where applicable)						

A breakdown of contract liabilities and associated movements is provided on the following pages at Note 12 and 13

KEY INFORMATION

Provisions

Provisions are recognised when the Town has a present legal or constructive obligation, as a result of past events, for which it is probable that an outflow of economic benefits will result and that outflow can be reliably measured. Provisions are measured using the best estimate of the amounts required to settle the obligation at the end of the reporting period.

Employee Related Provisions

Short-term employee benefits

Provision is made for the Town's obligations for short-term employee benefits. Short-term employee benefits are benefits (other than termination benefits) that are expected to be settled wholly before 12 months after the end of the annual reporting period in which the employees render the related service, including wages, salaries and sick leave. Short-term employee benefits are measured at the (undiscounted) amounts expected to be paid when the obligation is settled. The Town's obligations for short-term employee benefits such as wages, salaries and sick leave are recognised as a part of current trade and other payables in the calculation of net current assets.

Other long-term employee benefits

The Town's obligations for employees' annual leave and long service leave entitlements are recognised as employee related provisions in the statement of financial position.

Long-term employee benefits are measured at the present value of the expected future payments to be made to employees. Expected future payments incorporate anticipated future wage and salary levels, durations of service and employee departures and are discounted at rates determined by reference to market yields at the end of the reporting period on government bonds that have maturity dates that approximate the terms of the obligations. Any remeasurements for changes in assumptions of obligations for other long-term employee benefits are recognised in profit or loss in the periods in which the changes occur. The Town's obligations for long-term employee benefits are presented as non-current provisions in its statement of financial position, except where the Town does not have an unconditional right to defer settlement for at least 12 months after the end of the reporting period, in which case the obligations are presented as current provisions.

Contract liabilities

An entity's obligation to transfer goods or services to a customer for which the entity has received consideration (or the amount is due) from the customer.

Capital grant/contribution liabilities

Grants to acquire or construct recognisable non-financial assets to identified specifications be constructed to be controlled by the Town are recognised as a liability until such time as the Town satisfies its obligations under the agreement.

NOTES TO THE STATEMENT OF FINANCIAL ACTIVITY
FOR THE PERIOD ENDED 31 OCTOBER 2022

NOTE 13
NON-OPERATING GRANTS, SUBSIDIES AND CONTRIBUTIONS

Provider	Capital grant/contribution liabilities				Non operating grants, subsidies and contributions revenue			
	Liability 1 July 2022	Increase in Liability \$'000	Decrease in Liability (As revenue) \$'000	Liability 31 Oct 2022 \$'000	Adopted Budget Revenue \$'000	YTD Budget \$'000	YTD Revenue Actual \$'000	Forecast 30 June Closing \$'000
Non-operating grants and subsidies								
Recreation and culture								
JD Hardie - Multi User Courts and Surrounds (Stage 2)					188	94	-	94
Finucane Island Boat Ramp Stage 2 - Landside Works					1,021	-	-	1,021
Finucane Island Boat Ramp Stage 2 - Landside Works					1,321	330	-	991
PHSCH Stage 1 - Community Centre, Civils & Services Inc								
Demolition					7,000	2,336	-	4,664
BHP Community Donation	59	-	-	59	-	-	-	-
Compass Group - Community Contribution	136	-	-	136	-	-	-	-
Compass Group - Community Contribution	864	-	-	864	-	-	-	-
Public Art Contribution - Depot Masterplan	130	-	-	130	-	-	-	-
Public Art Contribution - for Landfill Office	12	-	-	12	-	-	-	-
Sport Hub	2,936	-	-	2,936	-	-	-	-
Art on the move Grant for Public Regional Galleries Relief Fund 2	-	13	-	13	-	-	-	-
Transport								
Blackspot Program					83	-	-	83
Regional Road Group Allocations					1,217	270	-	947
Wilson street shared path project (Department of Transport)	30	-	-	30	438	300	-	138
Sutherland Street Seawall Project					1,400	350	-	1,050
Coastal Adaptation & Protection Grant - DOT	227	-	-	227	-	-	-	-
LRCI Funding	255	511	-	766	-	-	-	-
Preparing Australian Communities	800	-	-	800	-	-	-	-
	5,450	523	-	5,973	12,667	3,680	-	8,987

NOTES TO THE STATEMENT OF FINANCIAL ACTIVITY
FOR THE PERIOD ENDED 31 OCTOBER 2022

NOTE 12
OPERATING GRANTS, SUBSIDIES AND CONTRIBUTIONS

Provider	operating grant,				grants, subsidies			
	Liability 1 July 2022	Increase in Liability	Decrease in Liability (As revenue)	Liability 31 Oct 2022	Adopted Budget Revenue	YTD Budget	YTD Revenue Actual	Forecast 30 June Closing
	\$'000	\$'000	\$'000	\$'000	\$'000	\$'000	\$'000	\$'000
Operating grants and subsidies								
General purpose funding								
FAGS				-	683	76	130	737
FAGS				-	823	95	-	728
Health								
Mosquito Control					4	4	7	7
WA Primary Health Alliance - Suicide Prevention	-	100	-	100	-	-	-	-
Education and welfare								
Jd Hardie Workshop Programs Other				-	20	-	-	20
Senior Adults Living Triumphant Program (Salt)	40		(40)	-	40	-	40	80
Annual Community Childcare Grant Program	38		-	38	-	-	-	-
Community amenities								
Foreshore Rehabilitation Revenue - PDC Wayfinding Signage (formerly Coastal Access Man			-	-	1,248	416	-	832
Cyclone Damien				-	-	-	1,318	1,318
Tropical Low 2021				-	-	-	18	18
Recreation and culture								
Libraries - Childrens Book Week Grant		5	(5)	-	4	-	7	11
Funding from BHP for North West Festival 2020	225	-	-	225	-	-	-	-
Volunteer week	3	-	-	3	-	-	-	-
Every Club	40	-	-	40	-	-	-	-
Chart 2021/220826 AMAGA Community Heritage Grant - Libraries	2		(2)	(0)	-	-	-	-
Better Beginnings Family Literacy Grant - State Library WA	8	-	-	8	-	-	-	-
Transport								
Infrastructure Construction - MRWA : Direct Grant				-	180	-	-	180
Economic services								
Kingsford Smith Business Park - NBN				-	97	97	97	97
Other property and services								
Human Resources Revenue				-	36	-	-	36
	356	105	(47)	414	3,135	688	1,616	4,063
Operating contributions								
Education and welfare								
Jd Hardie - Slam				-	25	-	-	25
Living Library				-	10	-	-	10
Recreation and culture							2	2
Club Development Workshops				-	35	-	-	35
Australia Day				-	45	-	-	45
Horizon Power - Welcome to Hedland	-	5	-	5	7	-	-	7
Horizon Power - Spinifex Spree	-	30	-	30	80	80	-	-
Horizon Power Youth Week	-	5	-	5	4	-	-	4
Outdoor Movies				-	1	-	-	1
Europcar Sponsorship for Matt Dann Theatre & Cinema Live Performance - P	-	5		5	20	-	-	20
Sunset Events - Revenue				-	70	-	-	70
Recreation and culture								
Horizon Power - Food Festival	-	5	-	5	225	-	-	225
Junior Sports Man of the year		4		4				
Women of the Year (Mammoet)		2		2				
Matt Dann Cultural Centre				-	45	-	-	45
Horizon Power - Community Sports Awards	-	2	-	2				
Horizon Power - Festive Lights	-	3	-	3				
Horizon Power - Teddy Bear's Picnic	-	1	-	1				
Matt Dann Sponsorship - Live Show Partner	30	-	-	30	-	-	-	-
PPA - Sponsorship of SLAM Basketball Program - Bronze Sponsor	5	-	-	5	-	-	-	-
Pilbara Ports Authority - Port Hedland Sponsorship of Capturing Port Hedlan	8	-	-	8	-	-	-	-
Pilbara Ports Authority - Partnership Agreement 2022-2023	-	55	-	55				
Pilbara Ports Authority - Port Hedland Sponsorship of MOVE Ship to Shore e	10	-	-	10	-	-	-	-
Local History Preservation of Photographs - FMG	2	-	-	2	-	-	-	-
Sponsorship of Festive Lights Competition 2022	-	1		1				
Other property and services								
Citizen Of The Year					5	-	-	5
Reconciliation Week					5	-	-	5
	54	117	-	171	576	80	2	498
TOTALS	410	222	(47)	585	3,711	768	1,618	4,561

**NOTES TO THE STATEMENT OF FINANCIAL ACTIVITY
FOR THE PERIOD ENDED 31 OCTOBER 2022**

**NOTE 14
TRUST FUND**

Funds held at balance date which are required by legislation to be credited to the trust fund and which are not included in the financial statements are as follows:

Description	Opening Balance 1 July 2022	Amount Received	Amount Paid	Closing Balance 31 Oct 2022
	\$'000	\$'000	\$'000	\$'000
Nominated Election Bond	1			1
Public Open Space	376			376
Mosquito Control	3			3
	380	-	-	380

**NOTES TO THE STATEMENT OF FINANCIAL ACTIVITY
FOR THE PERIOD ENDED 31 OCTOBER 2022**

**NOTE 10
EXPLANATION OF MATERIAL VARIANCE**

The material variance thresholds are adopted annually by Council as an indicator of whether the actual expenditure or revenue varies from the year to date Actual materially.

The material variance adopted by Council for the 2022-23 year is \$50,000 or 10.00% whichever is the greater.

Nature or type	Var. \$	Var. %	Explanation of positive variances		Explanation of negative variances	
			Timing	Permanent	Timing	Permanent
	\$'000	%				
Revenue from operating activities						
Operating grants, subsidies and contributions	850	110.80%	▲ Timing		Cyclone response funding received	
Interest earnings	1,276	210.74%	▲	Permanent		Rates on investments have increased above what was expected increasing yield
Other revenue	2,456	399.85%	▲	Permanent		\$930K Cyclone Response reimbursements received
Profit on disposal of assets	45	0.00%				
Expenditure from operating activities						
Utility charges	(456)	(28.66%)	▼ Timing		Utility charges will vary from budget due to timing of accounts	
Interest expenses	285	100.00%	▲ Timing		Loans have not yet been drawn down	
Other expenditure	(976)	(67.45%)	▼ Timing		Cost of sales for land recognised sooner than expected increasing costs in Other Expenditure.	
Loss on disposal of assets	0	0.00%				
Investing activities						
Proceeds from non-operating grants, subsidies and contributions	(3,680)	(100.00%)	▼			
Proceeds from disposal of assets	151	0.00%	▲			
Payments for property, plant and equipment and infrastr	10,979	38.63%	▲ Timing		Capital project expenditure is incurred during the year.	
Financing activities						
Transfer from reserves	47,379	0.00%	▲			
Payments for principal portion of lease liabilities	(69)	0.00%	▼			

Appendix 4 NOTES TO THE STATEMENT OF FINANCIAL ACTIVITY								
For the period ended 31 October 2022								
With regards to expenditure classified as capital projects, a variance of 10% or \$50,000, whichever is greater, of the year to date budget, with individual project as the level that requires explanation								
		Date Criteria	30/06/2023	31/10/2022				
Job	Account Description	Budget	YTD Budget	YTD Actual	Variance (Under)/Over	Variance (Under)/Over %	Variance	Explanation of variance - OCTOBER 2022
CIF091143	Government Regional Officer And Service Workers	200,000	66,800	6,395	(60,405)	(90%)	▲	Architect appointed to complete concept design & high level of cost estimates by end Nov. To present in Dec OCM.
CIF107122	Public Open Space Redevelopment - Marquee Park	900,000	300,000	1,593	(298,407)	(99%)	▲	LA to be in PH on 8 & 9 Nov for community engagement. LA to complete detail design & RFT document by Dec 22. RFT for contractor to issue Jan 23.
CIF108045	Landfill Masterplan	490,000	326,800	112,957	(213,843)	(65%)	▲	Works are progressing with PC in December
CIF108118	Landfill Replacement Pond Liner	2,000,000	666,800	3,980	(662,820)	(99%)	▲	Design phase underway
CIF108121	South Hedland Townsite Activation	1,500,000	500,000	166,470	(333,530)	(67%)	▲	More community feedback is issued out especially required local community feedback. RFQ for LA to issue in Nov 22 on concept Masterplan design.
CIF108131	Pioneer Cemetery Upgrades - Stage 2	230,000	76,800	6,200	(70,600)	(92%)	▲	RFQ due by the sent out by end of October
CIF108139	Solar Strategy Implementation	400,000	133,200	1,988	(131,212)	(99%)	▲	Further scoping has delayed the release of the tender.
CIF114117	Shac Carpark	200,000	133,200	459	(132,741)	(100%)	▲	Contractor procurement delay. Works scheduled for November.
CIF117015	Irrigation Inground Renewal	300,000	100,000	-	(100,000)	(100%)	▲	Project has been delayed due to redesign work between departments
CIF117020	Playground Softfall Renewal Program	840000	280000	194998.26	-85001.74	(30%)	▲	Underspend due to majority of works being completed following procurement processes in Q3/Q4
CIF117027	Shade Structures	500,000	333,200	145,276	(187,924)	(56%)	▲	Significant material delays expected. Installation not until February 2022
CIF117066	Turf Renewal	340,000	113,200	20,755	(92,445)	(82%)	▲	Construction Underway Stage 1 works currently in progress due to be completed 10/10/2022
CIF117094	South Hedland Entrance Statement & Commons	2,100,000	700,000	4,187	(695,813)	(99%)	▲	RFT for contractor issued 12/10 to closed 2/11. Contractor requested for 1 week extension, to close on 9/11. Construction work to begin Jan 23.
CIF117098	Street Tree Renewal Program - Year 2 Of 5	320000	106800	38186	-68614	(64%)	▲	Works on Anderson St completed, Further works deferred to end Q2 due to contractor commitments
CIF117123	Mcgregor Street Oval Surface Levelling & Lights	750,000	250,000	2,275	(247,725)	(99%)	▲	Works underway. Adjustment to scope to reduce expenditure to save for potential Grant Funding contribution
CIF118089	Finucane Island Boat Ramp Stage 2 - Landside Work	2,316,456	772,000	8,491	(763,509)	(99%)	▲	Tender release to market in August/September for award at October OCM.
CIF118124	Koombana Lookout Grounds Beautification And Upgrades	1,300,000	433,332	5,494	(427,838)	(99%)	▲	Consultation underway via Community Engagement strategy development. Construction wont commence until consultation complete
CIF118125	Sth Hedland Integrated Sports Hub (Shish) - Masterp	500,000	166,800	8,369	(158,431)	(95%)	▲	Consultant to submit RVO for the consultancy package for delivering of the project, will submit to Council for approval in Dec OCM. RFT Stage 1 construction to issue May 23.
CIF118130	Jd Hardie Stage 3 - Outdoor Elements (Formerly Stag	270,000	90,000	105	(89,895)	(100%)	▲	RFT for LA target Dec 22. Community engagement in progress to determine what stakeholders proposed to be installed on site.
CIF118137	Public Open Space Redevelopment - Pretty Pool	370,000	123,332	500	(122,832)	(100%)	▲	RFT issued Oct 22 & closed. Target to award by Nov 22, commence construction Dec 22.
CIF118142	Yacht Club Restoration	750,000	250,000	73,262	(176,738)	(71%)	▲	Delays to liquidator direction
CIF124035	Road Reseal Program	2,000,000	666,800	144,982	(521,818)	(78%)	▲	First mobilisation scheduled for October/November 2022 due to Contractor availability.
CIF124090	Wedgfield Road Network & Drainage Route 1	1,600,000	533,332	295,553	(237,779)	(45%)	▲	Contract awarded, project delayed due to ongoing utility provider engagement and design.
CIF124104	South Hedland Cbd Road Safety Upgrades - Year 1 C	84000	56000	0	-56000	(100%)	p	Project not started

Job	Account Description	Budget	YTD Budget	YTD Actual	Variance (Under)/Over	Variance (Under)/Over %	Variance	Explanation of variance - OCTOBER 2022
CIF124116	Sutherland To Richardson St Extension Stage 2	500,000	166,800	29,126	(137,674)	(83%)	▲	RFT for design & construct RE-scheduled 9 Nov 22, to award by Dec 22. Approve design by Jan 23. Construction to commence Feb 23 & completion June 23.
CIF126010	Drainage Renewal Program	2,200,000	733,200	547,854	(185,346)	(25%)	▲	Even distribution of works throughout the year pending contactor availability.
CIF126101	Leehey Street Drainage Improvements	371,621	247,600	-	(247,600)	(100%)	▲	Delay in award. Works scheduled for Q3.
CIF126102	Logue Court Flood Prevention Works	186,178	124,000	-	(124,000)	(100%)	▲	Delay in award. Works scheduled for Q3.
CIF128001	Restricted Access Control Programme	300,000	100,000	11,926	(88,074)	(88%)	▲	Developing RFQ for the delivery of this project
CIF128041	Carpark Renewals Program	300,000	100,000	7,148	(92,852)	(93%)	▲	Delay in award. Works scheduled for Q4.
CIF128086	Seawalls Construction	6,952,300	2,317,600	2,012,011	(305,589)	(13%)	▲	Work is progressing in Sutherland street (SP3) and contractor is planning to start the Goode street work (SP2) in coming month.
CIF128114	Wayfinding Signage	215,000	143,200	82,167.35	-61,032.65	(43%)	▲	Project has reached PC. Additional budget not required
CIF128126	Annual Renewal Program - Kerbing	400,000	133,200	23	(133,177)	(100%)	▲	Delay in contract execution from Contractors end. Will schedule works pending contractor availability.
CIF131140	Project Purple	250,000	83,200	-	(83,200)	(100%)	▲	Project not started
CIF138129	Annual Renewal Program - Commercial Buildings	360,000	120,000	1,021	(118,979)	(99%)	▲	Delays to design completion
CPP053105	Cctv Upgrades	1,000,000	333,200	-	(333,200)	(100%)	▲	5 year plan has been developed to identify all of the Towns CCTV assets including year of installation Po issued for the renewal of all items older than 5 years including viewing stations at JD , SH library & upgrades to serves
CPP081102	Len Taplin Upgrades	660,000	220,000	34,750	(185,250)	(84%)	▲	RFT for contractor issued 26/10, to close 16/11 & award end Nov. Construction works to commence Dec 22.
CPP091098	Staff Housing - Dempster St Three Town House Dev	1,700,000	566,800	649	(566,151)	(100%)	▲	Invoices have not been processed against PO. Project is on track
CPP091106	Staff Housing - Langley Gardens	680,000	226,668	237	(226,431)	(100%)	▲	Tender awarded and require design prior to applying for Development Application
CPP108111	Landfill Weigh Bridge Office	200,000	66,800	712.73	-66,087.27	(99%)	▲	Less works to date than initially expected, but project funds should be spent this financial year.
CPP111090	Phsch - Community Centre, Civils & Services Inc Der	15,500,000	5,166,800	2,330,962	(2,835,838)	(55%)	▲	Project on track will review cash flow.
CPP111132	Wanangkura Stadium Health Club & Group Fitness A	222,000	74,000	121	(73,879)	(100%)	▲	Minimal expenditure required due to current staging Currently in design phase of project.
CPP112104	Commercial Equipment Fit Out - Wanangkura Stadium	550,000	183,200	652	(182,548)	(100%)	▲	Minimal expenditure required due to current staging – procurement phase.
CPP113133	Wanangkura Stadium Integrity Alarm Fit Out	187,100	62,400	512.09	-61,887.91	(99%)	▲	Minimal expenditure required due to current staging – design phase.
CPP118107	Colin Matheson Pavilion - Stage 2 Changerooms	350,000	116,800	-	(116,800)	(100%)	▲	Completing consultation for user groups once Architect in engaged. Rovers Football season is still, running so changerooms are being used
CPP118128	Annual Renewal Program - Landscaping	180,000	60,000	0	-60,000	(100%)	▲	Developing RFQ for the delivery of this project

LIST OF PAYMENTS - Payment detail for month of October 2022

Invoice Number	Date	Name	Description	Bank	Invoice Amount	Payment Amount
13609	07/10/2022	Guy Barry Wulff	Payment	1		2,216.50
NV-0678	09/09/2022	Guy Barry Wulff	Rectified blocked Eastern Cemetery Beach Exeloo	1	165.00	
NV-0689	14/09/2022	Guy Barry Wulff	Unblock disabled toilets at JD Hardie	1	528.00	
NV-0690	14/09/2022	Guy Barry Wulff	Rectified blocked Western Cemetery Beach Exeloo	1	159.50	
NV-0691	14/09/2022	Guy Barry Wulff	ANZ car park Exeloo toilet unblockage	1	264.00	
NV-0692	14/09/2022	Guy Barry Wulff	Mara Park Water Meter Service	1	264.00	
NV-0699	18/09/2022	Guy Barry Wulff	Plumbing services	1	451.00	
NV-0707	18/09/2022	Guy Barry Wulff	Plumbing services	1	385.00	
		Guy Barry Wulff Total			2,216.50	2,216.50
13971	21/10/2022	A Team Printing Pty Ltd	Payment	1		420.20
10123490	30/09/2022	A Team Printing Pty Ltd	Printing services	1	420.20	
		A Team Printing Pty Ltd Total			420.20	420.20
13604	07/10/2022	A2k Technologies Pty Ltd	Payment	1		5,824.50
12KSSF20037652	19/09/2022	A2k Technologies Pty Ltd	AutoCAD LT Commercial Single-user 3-Year Subscription Renewal	1	5,824.50	
		A2k Technologies Pty Ltd Total			5,824.50	5,824.50
13993	21/10/2022	AAA Asphalt Surfaces	Payment	1		8,662.44
10006951	15/09/2022	AAA Asphalt Surfaces	3 x IBCs of Emulsion plus transport to TOPH depot	1	8,662.44	
		AAA Asphalt Surfaces Total			8,662.44	8,662.44
14033	21/10/2022	Abco Products Pty Ltd	Payment	1		3,994.54
NV829508	11/10/2022	Abco Products Pty Ltd	1.2Ltr Vertical Soap Dispenser	1	1,997.27	
NV829510	11/10/2022	Abco Products Pty Ltd	1.2Ltr Vertical Soap Dispenser	1	1,997.27	
		Abco Products Pty Ltd Total			3,994.54	3,994.54
14018	21/10/2022	Acacia Connection	Payment	1		1,324.40
14930	30/09/2022	Acacia Connection	EAP Sessions	1	1,324.40	
		Acacia Connection Total			1,324.40	1,324.40
13622	07/10/2022	ACT Industrial Pty Ltd	Payment	1		150,348.00
10031534	20/09/2022	ACT Industrial Pty Ltd	Supply of 12 x hook lift bins to suit 15m3 in capacity	1	150,348.00	
		ACT Industrial Pty Ltd Total			150,348.00	150,348.00
14083	21/10/2022	Action Framing Solution	Payment	1		41,016.25
1355	11/10/2022	Action Framing Solution	RFT2021-24 Design and Construction of Landfill Office	1	41,016.25	
		Action Framing Solution Total			41,016.25	41,016.25
14014	21/10/2022	AFGR1 Equipment Australia Pty Ltd	Payment	1		1,251.76

LIST OF PAYMENTS - Payment detail for month of October 2022

Invoice Number	Date	Name	Description	Bank	Invoice Amount	Payment Amount
2622555	08/09/2022	AFGR1 Equipment Australia Pty Ltd	Parts	1	994.62	
2623548	12/09/2022	AFGR1 Equipment Australia Pty Ltd	Parts	1	257.14	
		AFGR1 Equipment Australia Pty Ltd Total			1,251.76	1,251.76
13536	07/10/2022	Afilm Pty Ltd T/A Signs Banners Online	Payment	1		4,592.82
30NL-108996	03/06/2022	Afilm Pty Ltd T/A Signs Banners Online	1.8m x 50m Full Graphics Maxi-Mesh Builders Roll	1	4,592.82	
		Afilm Pty Ltd T/A Signs Banners Online Total			4,592.82	4,592.82
14299	28/10/2022	Aflex Technology (NZ) Limited	Payment	1		4,338.40
30012556	29/08/2022	Aflex Technology (NZ) Limited	Aflex inflatables	1	4,338.40	
		Aflex Technology (NZ) Limited Total			4,338.40	4,338.40
13919	21/10/2022	Air BP	Payment	1		64,489.33
3006401988	30/09/2022	Air BP	September 2022 Fuel Costs	1	64,489.33	
14163	28/10/2022	Air BP	Payment	1		53,556.88
3006430112	19/10/2022	Air BP	October fuel costs	1	53,556.88	
		Air BP Total			118,046.21	118,046.21
14331	28/10/2022	AK Evans Group Australia T/A Regroup Australia	Payment	1		28,512.00
25194	31/08/2022	AK Evans Group Australia T/A Regroup Australia	Hire Volvo 35T Excavator	1	14,572.80	
25397	30/09/2022	AK Evans Group Australia T/A Regroup Australia	Hire Volvo 35T Excavator	1	13,939.20	
		AK Evans Group Australia T/A Regroup Australia Total			28,512.00	28,512.00
14105	21/10/2022	Alcolizer Pty Ltd T/A Alcolizer Technology	Payment	1		148.50
262170	28/09/2022	Alcolizer Pty Ltd T/A Alcolizer Technology	Paper straws	1	148.50	
		Alcolizer Pty Ltd T/A Alcolizer Technology Total			148.50	148.50
14058	21/10/2022	Alla Deane	Payment	1		55.42
316027	23/08/2022	Alla Deane	Reimbursement of Electricity	1	55.42	
		Alla Deane Total			55.42	55.42
13524	07/10/2022	A-List Entertainment	Payment	1		8,775.10
22000755	12/09/2022	A-List Entertainment	Ticket Income - Multicultural Comedy Gala	1	8,775.10	
		A-List Entertainment Total			8,775.10	8,775.10
13510	07/10/2022	All Flags Signs and Banners	Payment	1		3,258.20
34363	26/08/2022	All Flags Signs and Banners	Signage	1	3,258.20	
		All Flags Signs and Banners Total			3,258.20	3,258.20
13911	21/10/2022	Allied Pickfords - Sirva Pty Ltd - Port Hedland	Payment	1		6,040.39
PER2407396	16/09/2022	Allied Pickfords - Sirva Pty Ltd - Port Hedland	Relocation charges	1	6,040.39	

LIST OF PAYMENTS - Payment detail for month of October 2022

Invoice Number	Date	Name	Description	Bank	Invoice Amount	Payment Amount
4156	28/10/2022	Allied Pickfords - Sirva Pty Ltd - Port Hedland	Payment	1		1,521.44
2HE2400189C	05/10/2022	Allied Pickfords - Sirva Pty Ltd - Port Hedland	Additional storage and insurance	1	1,521.44	
		Allied Pickfords - Sirva Pty Ltd - Port Hedland Total			7,561.83	7,561.83
4078	21/10/2022	Altus Group Consulting Pty Limited	Payment	1		990.00
58624	30/09/2022	Altus Group Consulting Pty Limited	RFT 1920-20 Port Hedland Community Centre – Stage 1	1	990.00	
		Altus Group Consulting Pty Limited Total			990.00	990.00
3643	14/10/2022	Aman Banfal	Payment	1		3,084.00
RFP_15092022	15/09/2022	Aman Banfal	Reimbursement of vehicle relocation	1	3,084.00	
		Aman Banfal Total			3,084.00	3,084.00
4079	21/10/2022	Amelia Contessa Blanco t/a AB Videography	Payment	1		4,455.00
30138	27/09/2022	Amelia Contessa Blanco t/a AB Videography	Full day filming	1	3,520.00	
30139	27/09/2022	Amelia Contessa Blanco t/a AB Videography	Full day filming	1	935.00	
		Amelia Contessa Blanco t/a AB Videography Total			4,455.00	4,455.00
4102	21/10/2022	Amelia Potgieter	Payment	1		257.14
25092022	25/09/2022	Amelia Potgieter	Reimbursement of expenses	1	150.00	
30092022	30/09/2022	Amelia Potgieter	Reimbursement of expenses	1	107.14	
		Amelia Potgieter Total			257.14	257.14
4019	21/10/2022	Andatech Pty Ltd	Payment	1		118.00
198223	30/09/2022	Andatech Pty Ltd	Ref #CS-84745 - Andatech Prodigy S (13003216) Calibration - 30/09/2022	1	118.00	
		Andatech Pty Ltd Total			118.00	118.00
3981.31	11/10/2022	ANZ RETIREMENT PORTFOLIO SERVICE	Payment	1		286.26
SUPER	11/10/2022	ANZ RETIREMENT PORTFOLIO SERVICE	Superannuation Contributions	1	286.26	
4045.31	25/10/2022	ANZ RETIREMENT PORTFOLIO SERVICE	Payment	1		311.43
SUPER	25/10/2022	ANZ RETIREMENT PORTFOLIO SERVICE	Superannuation Contributions	1	311.43	
		ANZ RETIREMENT PORTFOLIO SERVICE Total			597.69	597.69
3981.5	11/10/2022	ANZ Smart Choice Super	Payment	1		1,022.77
DEDUCTION	11/10/2022	ANZ Smart Choice Super	Payroll Deductions	1	84.07	
SUPER	11/10/2022	ANZ Smart Choice Super	Superannuation Contributions	1	780.54	
DEDUCTION	11/10/2022	ANZ Smart Choice Super	Payroll Deductions	1	158.16	
4045.6	25/10/2022	ANZ Smart Choice Super	Payment	1		952.84
DEDUCTION	25/10/2022	ANZ Smart Choice Super	Payroll Deductions	1	62.91	
SUPER	25/10/2022	ANZ Smart Choice Super	Superannuation Contributions	1	715.18	

LIST OF PAYMENTS - Payment detail for month of October 2022

Invoice Number	Date	Name	Description	Bank	Invoice Amount	Payment Amount
DEDUCTION	25/10/2022	ANZ Smart Choice Super	Payroll Deductions	1	174.75	
		ANZ Smart Choice Super Total			1,975.61	1,975.61
4044	21/10/2022	AquaGo ChemChek Group	Payment	1		63.75
30000751	11/10/2022	AquaGo ChemChek Group	Plastic Push Button Grey Rectangular	1	63.75	
		AquaGo ChemChek Group Total			63.75	63.75
3973	21/10/2022	Arbor Centre	Payment	1		26,774.00
NV-30321	05/10/2022	Arbor Centre	Langley Gardens - Relocation of trees	1	26,774.00	
4216	28/10/2022	Arbor Centre	Payment	1		4,224.00
NV-30353	18/10/2022	Arbor Centre	Hamilton Road Inspection and Report	1	4,224.00	
		Arbor Centre Total			30,998.00	30,998.00
4223	28/10/2022	Arts Hub Australia Pty Ltd	Payment	1		385.00
F130742	29/09/2022	Arts Hub Australia Pty Ltd	Membership fee	1	385.00	
		Arts Hub Australia Pty Ltd Total			385.00	385.00
3607	07/10/2022	Ash Christensen	Payment	1		2,982.10
RFP_30092022	30/09/2022	Ash Christensen	ICT allowance for September 2022, Elected Member allowance for September 2022	1	2,982.10	
		Ash Christensen Total			2,982.10	2,982.10
4353	28/10/2022	ASIT (WA) Ltd	Payment	1		7,607.00
31	03/10/2022	ASIT (WA) Ltd	Services engaged for Stage 2 JD Hardie 30/09/2022	1	7,607.00	
		ASIT (WA) Ltd Total			7,607.00	7,607.00
3506	07/10/2022	Auslec	Payment	1		143.21
3078873	07/09/2022	Auslec	Standard Monthly purchase order for Building Maintenance team	1	143.21	
3907	21/10/2022	Auslec	Payment	1		9.11
3196816	30/09/2022	Auslec	Parts and Materials	1	9.11	
		Auslec Total			152.32	152.32
3568	07/10/2022	Aus-Traffic Management Pty Ltd	Payment	1		9,262.28
30000930	18/09/2022	Aus-Traffic Management Pty Ltd	Signage hire	1	777.70	
30000925	28/09/2022	Aus-Traffic Management Pty Ltd	Traffic control	1	1,650.00	
30000926	28/09/2022	Aus-Traffic Management Pty Ltd	Traffic control	1	6,834.58	
4029	21/10/2022	Aus-Traffic Management Pty Ltd	Payment	1		7,353.50
30000929	11/09/2022	Aus-Traffic Management Pty Ltd	Wise Terrace Prototyping Project	1	1,468.50	
3000998	25/09/2022	Aus-Traffic Management Pty Ltd	Replacement costs and traffic management signs for Wise Terrace Closure	1	2,055.90	
3001004	25/09/2022	Aus-Traffic Management Pty Ltd	Hire of signage	1	777.70	

LIST OF PAYMENTS - Payment detail for month of October 2022

rence Number	Date	Name	Description	Bank	Invoice Amount	Payment Amount
0001001	02/10/2022	Aus-Traffic Management Pty Ltd	Hire of signage	1	111.10	
0001003	02/10/2022	Aus-Traffic Management Pty Ltd	Replacement costs and traffic management signs for Wise Terrace Closure	1	2,646.60	
0001002	02/10/2022	Aus-Traffic Management Pty Ltd	Wise Terrace Prototyping Project	1	293.70	
		Aus-Traffic Management Pty Ltd Total			16,615.78	16,615.78
03899	21/10/2022	Australia Post	Payment	1		2,200.55
1011875492	03/10/2022	Australia Post	Postage for the month of September 2022	1	80.81	
1011875492	03/10/2022	Australia Post	Postage for the month of September 2022	1	2,119.74	
		Australia Post Total			2,200.55	2,200.55
03936	21/10/2022	Australian (aust) Pest Management & Consultancy - Philip Hetherington	Payment	1		880.00
00003844	08/10/2022	Australian (aust) Pest Management & Consultancy - Philip Hetherington	RSL Termite treatment	1	880.00	
04181	28/10/2022	Australian (aust) Pest Management & Consultancy - Philip Hetherington	Payment	1		3,130.00
00003753	26/06/2022	Australian (aust) Pest Management & Consultancy - Philip Hetherington	Pest treatment	1	240.00	
00003854	19/10/2022	Australian (aust) Pest Management & Consultancy - Philip Hetherington	Termite inspections	1	2,890.00	
		Australian (aust) Pest Management & Consultancy - Philip Hetherington Total			4,010.00	4,010.00
3981.19	11/10/2022	AUSTRALIAN ETHICAL RETAIL SUPERANNUATION FUND	Payment	1		881.06
SUPER	11/10/2022	AUSTRALIAN ETHICAL RETAIL SUPERANNUATION FUND	Superannuation Contributions	1	796.56	
DEDUCTION	11/10/2022	AUSTRALIAN ETHICAL RETAIL SUPERANNUATION FUND	Payroll Deductions	1	84.50	
4045.19	25/10/2022	AUSTRALIAN ETHICAL RETAIL SUPERANNUATION FUND	Payment	1		856.59
SUPER	25/10/2022	AUSTRALIAN ETHICAL RETAIL SUPERANNUATION FUND	Superannuation Contributions	1	773.35	
DEDUCTION	25/10/2022	AUSTRALIAN ETHICAL RETAIL SUPERANNUATION FUND	Payroll Deductions	1	83.24	
		AUSTRALIAN ETHICAL RETAIL SUPERANNUATION FUND Total			1,737.65	1,737.65
03976	21/10/2022	Australian Safety Group Trust t/as Australian Safety Engineers (WA)	Payment	1		1,269.66
0155587W	27/09/2022	Australian Safety Group Trust t/as Australian Safety Engineers (WA)	Service SCBA SHAC and GAC	1	1,269.66	
		Australian Safety Group Trust t/as Australian Safety Engineers (WA) Total			1,269.66	1,269.66
3981.6	11/10/2022	Australian Super	Payment	1		19,296.83
DEDUCTION	11/10/2022	Australian Super	Payroll Deductions	1	184.62	
SUPER	11/10/2022	Australian Super	Superannuation Contributions	1	15,981.77	
DEDUCTION	11/10/2022	Australian Super	Payroll Deductions	1	208.86	
DEDUCTION	11/10/2022	Australian Super	Payroll Deductions	1	426.61	
DEDUCTION	11/10/2022	Australian Super	Payroll Deductions	1	143.46	
DEDUCTION	11/10/2022	Australian Super	Payroll Deductions	1	34.47	
DEDUCTION	11/10/2022	Australian Super	Payroll Deductions	1	131.87	

LIST OF PAYMENTS - Payment detail for month of October 2022

Reference Number	Date	Name	Description	Bank	Invoice Amount	Payment Amount
DEDUCTION	11/10/2022	Australian Super	Payroll Deductions	1	1,435.17	
DEDUCTION	11/10/2022	Australian Super	Payroll Deductions	1	750.00	
4045.7	25/10/2022	Australian Super	Payment	1		19,322.45
DEDUCTION	25/10/2022	Australian Super	Payroll Deductions	1	184.62	
SUPER	25/10/2022	Australian Super	Superannuation Contributions	1	16,208.34	
DEDUCTION	25/10/2022	Australian Super	Payroll Deductions	1	208.86	
DEDUCTION	25/10/2022	Australian Super	Payroll Deductions	1	367.46	
DEDUCTION	25/10/2022	Australian Super	Payroll Deductions	1	143.46	
DEDUCTION	25/10/2022	Australian Super	Payroll Deductions	1	35.42	
DEDUCTION	25/10/2022	Australian Super	Payroll Deductions	1	148.13	
DEDUCTION	25/10/2022	Australian Super	Payroll Deductions	1	1,276.16	
DEDUCTION	25/10/2022	Australian Super	Payroll Deductions	1	750.00	
Australian Super Total					38,619.28	38,619.28
43627	13/10/2022	Australian Taxation Office	Payment	1		230,637.00
DEDUCTION	11/10/2022	Australian Taxation Office	Payroll Deductions		230,399.00	
DEDUCTION	11/10/2022	Australian Taxation Office	Payroll Deductions		238.00	
44129	27/10/2022	Australian Taxation Office	Payment	1		234,158.39
DEDUCTION	25/10/2022	Australian Taxation Office	Payroll Deductions		233,920.39	
DEDUCTION	25/10/2022	Australian Taxation Office	Payroll Deductions		238.00	
Australian Taxation Office Total					464,795.39	464,795.39
44342	28/10/2022	Austswim Limited	Payment	1		2,696.00
NV-4027	06/10/2022	Austswim Limited	Teacher of Towards Competitive Strokes	1	2,696.00	
Austswim Limited Total					2,696.00	2,696.00
43977	21/10/2022	Avantgarde Technologies Pty Ltd	Payment	1		13,655.52
ES 1777	03/10/2022	Avantgarde Technologies Pty Ltd	Ongoing Monthly CCTV Maintenance and Support November 2022	1	7,260.00	
30002496	14/10/2022	Avantgarde Technologies Pty Ltd	Equipment	1	6,395.52	
44219	28/10/2022	Avantgarde Technologies Pty Ltd	Payment	1		78,582.44
30002503	24/10/2022	Avantgarde Technologies Pty Ltd	FortiGate-100F Unified Threat Protection (UTP) 3 Years	1	78,582.44	
Avantgarde Technologies Pty Ltd Total					92,237.96	92,237.96
3981.1	11/10/2022	Aware Super	Payment	1		42,235.77
SUPER	11/10/2022	Aware Super	Superannuation Contributions	1	37,120.27	
DEDUCTION	11/10/2022	Aware Super	Payroll Deductions	1	9.83	

LIST OF PAYMENTS - Payment detail for month of October 2022

Reference Number	Date	Name	Description	Bank	Invoice Amount	Payment Amount
DEDUCTION	11/10/2022	Aware Super	Payroll Deductions	1	382.08	
DEDUCTION	11/10/2022	Aware Super	Payroll Deductions	1	2,391.61	
DEDUCTION	11/10/2022	Aware Super	Payroll Deductions	1	360.90	
DEDUCTION	11/10/2022	Aware Super	Payroll Deductions	1	178.29	
DEDUCTION	11/10/2022	Aware Super	Payroll Deductions	1	129.78	
DEDUCTION	11/10/2022	Aware Super	Payroll Deductions	1	310.32	
DEDUCTION	11/10/2022	Aware Super	Payroll Deductions	1	200.00	
DEDUCTION	11/10/2022	Aware Super	Payroll Deductions	1	207.69	
DEDUCTION	11/10/2022	Aware Super	Payroll Deductions	1	481.22	
DEDUCTION	11/10/2022	Aware Super	Payroll Deductions	1	66.47	
DEDUCTION	11/10/2022	Aware Super	Payroll Deductions	1	397.31	
4045.1	25/10/2022	Aware Super	Payment	1		42,016.81
SUPER	25/10/2022	Aware Super	Superannuation Contributions	1	37,001.11	
DEDUCTION	25/10/2022	Aware Super	Payroll Deductions	1	49.13	
DEDUCTION	25/10/2022	Aware Super	Payroll Deductions	1	26.08	
DEDUCTION	25/10/2022	Aware Super	Payroll Deductions	1	45.91	
DEDUCTION	25/10/2022	Aware Super	Payroll Deductions	1	370.02	
DEDUCTION	25/10/2022	Aware Super	Payroll Deductions	1	2,401.63	
DEDUCTION	25/10/2022	Aware Super	Payroll Deductions	1	360.90	
DEDUCTION	25/10/2022	Aware Super	Payroll Deductions	1	178.69	
DEDUCTION	25/10/2022	Aware Super	Payroll Deductions	1	128.76	
DEDUCTION	25/10/2022	Aware Super	Payroll Deductions	1	242.86	
DEDUCTION	25/10/2022	Aware Super	Payroll Deductions	1	200.00	
DEDUCTION	25/10/2022	Aware Super	Payroll Deductions	1	176.42	
DEDUCTION	25/10/2022	Aware Super	Payroll Deductions	1	437.99	
DEDUCTION	25/10/2022	Aware Super	Payroll Deductions	1	397.31	
		Aware Super Total			84,262.68	84,262.68
4157	28/10/2022	Baileys The Fertiliser Family	Payment	1		15,054.49
33027	12/10/2022	Baileys The Fertiliser Family	L3204 Grosorb Liquid 1000L	1	15,054.49	
		Baileys The Fertiliser Family Total			15,054.49	15,054.49
43986	21/10/2022	Battery Sales & Service	Payment	1		1,450.28
118271	29/09/2022	Battery Sales & Service	Battery	1	404.83	

LIST OF PAYMENTS - Payment detail for month of October 2022

Invoice Number	Date	Name	Description	Bank	Invoice Amount	Payment Amount
118328	30/09/2022	Battery Sales & Service	Battery	1	211.65	
118327	30/09/2022	Battery Sales & Service	Battery	1	193.80	
118617	04/10/2022	Battery Sales & Service	Supercharge Battery	1	640.00	
14230	28/10/2022	Battery Sales & Service	Payment	1		365.50
118948	19/10/2022	Battery Sales & Service	Supercharge Gold Battery	1	365.50	
		Battery Sales & Service Total			1,815.78	1,815.78
14243	28/10/2022	Beacon Equipment	Payment	1		208.00
16893#21	07/10/2022	Beacon Equipment	Parts	1	208.00	
		Beacon Equipment Total			208.00	208.00
14126	21/10/2022	Belinda Clements	Payment	1		148.50
11FP_05102022	05/10/2022	Belinda Clements	Refund of Term 4 Swim School fees	1	148.50	
		Belinda Clements Total			148.50	148.50
14103	21/10/2022	Benny Mayhem	Payment	1		2,000.00
10220930	30/09/2022	Benny Mayhem	Benny Mayhem Youth Workshop & Concert – JD Hardie Youth & Community Hub	1	2,000.00	
		Benny Mayhem Total			2,000.00	2,000.00
13500	07/10/2022	BLACKWOODS - BBC	Payment	1		2,384.52
1H4611EX	26/08/2022	BLACKWOODS - BBC	Battery operated leaf blowers x 2	1	312.00	
1H8403EY	31/08/2022	BLACKWOODS - BBC	Charger combo	1	249.00	
1H4068FB	09/09/2022	BLACKWOODS - BBC	Parts and Materials	1	327.36	
1H1847FC	12/09/2022	BLACKWOODS - BBC	Safety caps for star pickets for reserves	1	17.05	
1E7164FC	14/09/2022	BLACKWOODS - BBC	Staff uniforms & personal protective equipment	1	80.63	
1H1955FA	16/09/2022	BLACKWOODS - BBC	Staff uniforms & personal protective equipment	1	576.18	
1H4160FA	16/09/2022	BLACKWOODS - BBC	Staff uniforms & personal protective equipment	1	160.81	
1H5806FA	16/09/2022	BLACKWOODS - BBC	Staff uniforms & personal protective equipment	1	115.24	
1H1696EY	16/09/2022	BLACKWOODS - BBC	Staff uniforms & personal protective equipment	1	51.59	
1H9125FE	21/09/2022	BLACKWOODS - BBC	Hardware supplies for South Hedland Landfill	1	494.66	
13897	21/10/2022	BLACKWOODS - BBC	Payment	1		2,577.09
164942	01/09/2022	BLACKWOODS - BBC	Credit for battery charger on INV#PH9742EW	1	149.00	
1H9750EY	01/09/2022	BLACKWOODS - BBC	10x No Food or Drink Signs	1	2,002.00	
1H9040FC	14/09/2022	BLACKWOODS - BBC	Parts and Materials	1	18.09	
1H2901FD	15/09/2022	BLACKWOODS - BBC	Parts and Materials	1	38.18	
1H2905FD	15/09/2022	BLACKWOODS - BBC	Parts and Materials	1	44.95	

LIST OF PAYMENTS - Payment detail for month of October 2022

Invoice Number	Date	Name	Description	Bank	Invoice Amount	Payment Amount
PH6950FD	16/09/2022	BLACKWOODS - BBC	Staff uniforms & personal protective equipment	1	191.20	
PH4708FE	20/09/2022	BLACKWOODS - BBC	Parts and Materials	1	42.14	
PH2221FF	23/09/2022	BLACKWOODS - BBC	Parts and Materials	1	258.67	
PH0583FF	24/09/2022	BLACKWOODS - BBC	Staff uniforms & personal protective equipment	1	323.21	
PH6577FF	27/09/2022	BLACKWOODS - BBC	Charger and battery for handheld leaf blower	1	174.79	
PH6578FF	27/09/2022	BLACKWOODS - BBC	Charger and battery for handheld leaf blower	1	174.00	
PH2266FG	28/09/2022	BLACKWOODS - BBC	Hardware supplies	1	210.15	
PH9411FF	29/09/2022	BLACKWOODS - BBC	Staff uniforms & personal protective equipment	1	103.18	
PH8213FG	30/09/2022	BLACKWOODS - BBC	Rapid set concrete x 4	1	56.19	
PH8023FG	30/09/2022	BLACKWOODS - BBC	Staff uniforms & personal protective equipment	1	419.55	
PH66470	30/09/2022	BLACKWOODS - BBC	Credit for INV#PH9750EY - Overcharged 100x No Food or Drink Signs. Only required 10	1	1,848.00	
PH4148FH	03/10/2022	BLACKWOODS - BBC	Staff uniforms & personal protective equipment	1	403.07	
PH8252FH	04/10/2022	BLACKWOODS - BBC	Hardware supplies	1	114.72	
PH4139	28/10/2022	BLACKWOODS - BBC	Payment	1		2,837.09
PH0829FI	06/10/2022	BLACKWOODS - BBC	Staff uniforms & personal protective equipment	1	243.36	
PH4217FI	06/10/2022	BLACKWOODS - BBC	Staff uniforms & personal protective equipment	1	53.60	
PH4518FI	06/10/2022	BLACKWOODS - BBC	Paint Markers	1	20.01	
PH4712FJ	10/10/2022	BLACKWOODS - BBC	Parts and Materials	1	15.90	
PH3999FK	14/10/2022	BLACKWOODS - BBC	Tools for Gym	1	152.93	
PH2106FK	17/10/2022	BLACKWOODS - BBC	Staff uniforms & personal protective equipment	1	862.51	
PH6306FL	18/10/2022	BLACKWOODS - BBC	Parts	1	397.43	
PH9213FL	19/10/2022	BLACKWOODS - BBC	Staff uniforms & personal protective equipment	1	180.64	
PH5995FM	20/10/2022	BLACKWOODS - BBC	Parts and Materials	1	16.12	
PH4324FM	20/10/2022	BLACKWOODS - BBC	Parts and Materials	1	7.48	
PH7249FM	21/10/2022	BLACKWOODS - BBC	Rope	1	97.60	
PH7377FM	21/10/2022	BLACKWOODS - BBC	Handheld radio x 2 & Flip bin	1	789.51	
		BLACKWOODS - BBC Total			7,798.70	7,798.70
PH4355	28/10/2022	Blank Walls International Pty Ltd	Payment	1		4,180.00
NV-0413	14/10/2022	Blank Walls International Pty Ltd	60 person workshop (deposit)	1	4,180.00	
		Blank Walls International Pty Ltd Total			4,180.00	4,180.00
PH3915	21/10/2022	Bloodwood Tree Association Inc.	Payment	1		33,000.00
PH002270	27/09/2022	Bloodwood Tree Association Inc.	Funding contribution for Bloodwood Tree 45th Birthday Family Concert scheduled on 05/11/2022	1	33,000.00	

LIST OF PAYMENTS - Payment detail for month of October 2022

Invoice Number	Date	Name	Description	Bank	Invoice Amount	Payment Amount
Bloodwood Tree Association Inc. Total					33,000.00	33,000.00
13495	07/10/2022	BOC GASES	Payment	1		228.71
1032302893	28/09/2022	BOC GASES	September monthly rental	1	228.71	
13890	21/10/2022	BOC GASES	Payment	1		329.48
1032207504	28/09/2022	BOC GASES	Gas supplies	1	293.26	
1032364723	07/10/2022	BOC GASES	Gas supplies	1	36.22	
BOC GASES Total					558.19	558.19
13916	21/10/2022	Boral Construction Materials Group Limited	Payment	1		6,572.72
10016929185	01/08/2022	Boral Construction Materials Group Limited	150t Road base delivery	1	6,572.72	
Boral Construction Materials Group Limited Total					6,572.72	6,572.72
14125	21/10/2022	Broken Tides	Payment	1		700.00
131	17/10/2022	Broken Tides	DJ for event 03.11.22	1	700.00	
14351	28/10/2022	Broken Tides	Payment	1		500.00
132	25/10/2022	Broken Tides	DJ set for JD Hardie Community Opening Party - Stage 2 opening at JD Hardie	1	500.00	
Broken Tides Total					1,200.00	1,200.00
13987	21/10/2022	Brookdale Contractors	Payment	1		1,465.20
NV-12210	23/09/2022	Brookdale Contractors	Supply cracker dust	1	110.00	
NV-12200	23/09/2022	Brookdale Contractors	Bedding Sand, Pindan/River sand Blend - Standing Order	1	760.10	
NV-12250	01/10/2022	Brookdale Contractors	Culvert Bedding Material- Wilson Street	1	595.10	
Brookdale Contractors Total					1,465.20	1,465.20
13992	21/10/2022	Brooks Hire	Payment	1		26,749.67
113433	30/09/2022	Brooks Hire	Equipment Hire	1	14,285.70	
113434	30/09/2022	Brooks Hire	Equipment Hire	1	12,463.97	
14233	28/10/2022	Brooks Hire	Payment	1		21,387.48
113758	30/09/2022	Brooks Hire	Servicing Parts for Brooks Hire Watercart W125	1	253.52	
113760	30/09/2022	Brooks Hire	Brooks Hire Watercart W125 Windscreen Replacement - Customer damage	1	726.00	
114662	24/10/2022	Brooks Hire	Equipment Hire	1	11,059.98	
114663	24/10/2022	Brooks Hire	Equipment Hire	1	9,347.98	
Brooks Hire Total					48,137.15	48,137.15
14127	21/10/2022	Bruce Wright	Payment	1		1,315.80
10019092022	19/09/2022	Bruce Wright	Reimbursement for relocation expenses	1	1,315.80	
Bruce Wright Total					1,315.80	1,315.80

LIST OF PAYMENTS - Payment detail for month of October 2022

Reference Number	Date	Name	Description	Bank	Invoice Amount	Payment Amount
4168	28/10/2022	BRUNO D'ONOFRIO	Payment	1		5,960.78
4116763	25/10/2022	BRUNO D'ONOFRIO	Rates refund		5,960.78	
		BRUNO D'ONOFRIO Total			5,960.78	5,960.78
3981.33	11/10/2022	BT Super For Life	Payment	1		2,979.63
3981.33	11/10/2022	BT Super For Life	Payroll Deductions	1	453.56	
3981.33	11/10/2022	BT Super For Life	Superannuation Contributions	1	2,325.42	
3981.33	11/10/2022	BT Super For Life	Payroll Deductions	1	200.65	
4045.34	25/10/2022	BT Super For Life	Payment	1		3,095.85
4045.34	25/10/2022	BT Super For Life	Payroll Deductions	1	447.72	
4045.34	25/10/2022	BT Super For Life	Superannuation Contributions	1	2,412.05	
4045.34	25/10/2022	BT Super For Life	Payroll Deductions	1	236.08	
		BT Super For Life Total			6,075.48	6,075.48
4218	28/10/2022	Budget Rent a Car Australia Pty Ltd (PERTH)	Payment	1		225.25
4218	21/10/2022	Budget Rent a Car Australia Pty Ltd (PERTH)	Vehicle hire	1	225.25	
		Budget Rent a Car Australia Pty Ltd (PERTH) Total			225.25	225.25
43912	21/10/2022	Building & Construction Industry Training	Payment	1		684.57
43912	07/10/2022	Building & Construction Industry Training	BCITF Levy September 2022	1	684.57	
		Building & Construction Industry Training Total			684.57	684.57
44220	28/10/2022	Burswood Nominees Ltd t/as Crown Metropol Perth	Payment	1		9,303.90
44220	01/10/2022	Burswood Nominees Ltd t/as Crown Metropol Perth	Accommodation charges	1	626.15	
44220	01/10/2022	Burswood Nominees Ltd t/as Crown Metropol Perth	Accommodation charges	1	626.15	
44220	01/10/2022	Burswood Nominees Ltd t/as Crown Metropol Perth	Accommodation charges	1	577.15	
44220	01/10/2022	Burswood Nominees Ltd t/as Crown Metropol Perth	Accommodation charges	1	577.15	
44220	02/10/2022	Burswood Nominees Ltd t/as Crown Metropol Perth	Accommodation charges	1	968.00	
44220	02/10/2022	Burswood Nominees Ltd t/as Crown Metropol Perth	Accommodation charges	1	916.00	
44220	02/10/2022	Burswood Nominees Ltd t/as Crown Metropol Perth	Accommodation charges	1	936.00	
44220	02/10/2022	Burswood Nominees Ltd t/as Crown Metropol Perth	Accommodation charges	1	1,029.00	
44220	02/10/2022	Burswood Nominees Ltd t/as Crown Metropol Perth	Accommodation charges	1	915.00	
44220	02/10/2022	Burswood Nominees Ltd t/as Crown Metropol Perth	Accommodation charges	1	1,213.00	
44220	05/10/2022	Burswood Nominees Ltd t/as Crown Metropol Perth	Accommodation charges	1	496.15	
44220	05/10/2022	Burswood Nominees Ltd t/as Crown Metropol Perth	Accommodation charges	1	424.15	
		Burswood Nominees Ltd t/as Crown Metropol Total			9,303.90	9,303.90

LIST OF PAYMENTS - Payment detail for month of October 2022

Invoice Number	Date	Name	Description	Bank	Invoice Amount	Payment Amount
14182	28/10/2022	Business News Pty Ltd	Payment	1		4,125.00
5932	26/08/2022	Business News Pty Ltd	Subscription to Business News - 5 Users package	1	4,125.00	
		Business News Pty Ltd Total			4,125.00	4,125.00
13889	21/10/2022	C J D Equipment Pty Ltd	Payment	1		2,425.51
306435488	04/10/2022	C J D Equipment Pty Ltd	Truck servicing & repairs - Landfill	1	2,425.51	
		C J D Equipment Pty Ltd Total			2,425.51	2,425.51
14120	21/10/2022	Caitlin Jane Orford	Payment	1		149.00
RFP_07102022	07/10/2022	Caitlin Jane Orford	Home safety and security rebate	1	149.00	
		Caitlin Jane Orford Total			149.00	149.00
14184	28/10/2022	Care For Hedland Environmental Association	Payment	1		350.00
300416	06/09/2022	Care For Hedland Environmental Association	Kids activities for Hedland Food Festival	1	350.00	
		Care For Hedland Environmental Association Total			350.00	350.00
3981.13	11/10/2022	Care Super	Payment	1		1,024.19
SUPER	11/10/2022	Care Super	Superannuation Contributions	1	754.67	
DEDUCTION	11/10/2022	Care Super	Payroll Deductions	1	269.52	
4045.13	25/10/2022	Care Super	Payment	1		1,024.19
SUPER	25/10/2022	Care Super	Superannuation Contributions	1	754.67	
DEDUCTION	25/10/2022	Care Super	Payroll Deductions	1	269.52	
		Care Super Total			2,048.38	2,048.38
13601	07/10/2022	Category 5 Labour Management Category 5 Labour Management (wa) Pty Ltd	Payment	1		4,106.84
1CAT5WA43091	11/09/2022	Category 5 Labour Management Category 5 Labour Management (wa) Pty Ltd	Labourers for Hedland Food Festival	1	4,106.84	
14076	21/10/2022	Category 5 Labour Management Category 5 Labour Management (wa) Pty Ltd	Payment	1		6,467.11
1CAT5WA43089	11/09/2022	Category 5 Labour Management Category 5 Labour Management (wa) Pty Ltd	Labour hire	1	4,567.11	
1CAT5WA43090	11/09/2022	Category 5 Labour Management Category 5 Labour Management (wa) Pty Ltd	Additional labourers for Hedland Food Festival	1	1,900.00	
		Category 5 Labour Management Category 5 Labour Management (wa) Pty Ltd Total			10,573.95	10,573.95
3981.2	11/10/2022	CBUS	Payment	1		5,601.39
SUPER	11/10/2022	CBUS	Superannuation Contributions	1	4,643.49	
DEDUCTION	11/10/2022	CBUS	Payroll Deductions	1	402.10	
DEDUCTION	11/10/2022	CBUS	Payroll Deductions	1	555.80	
4045.2	25/10/2022	CBUS	Payment	1		5,636.57
SUPER	25/10/2022	CBUS	Superannuation Contributions	1	4,708.16	
DEDUCTION	25/10/2022	CBUS	Payroll Deductions	1	360.90	

LIST OF PAYMENTS - Payment detail for month of October 2022

Invoice Number	Date	Name	Description	Bank	Invoice Amount	Payment Amount
DEDUCTION	25/10/2022	CBUS	Payroll Deductions	1	567.51	
		CBUS Total			11,237.96	11,237.96
4162	28/10/2022	Central Regional TAFE	Payment	1		1,340.94
0020247	19/10/2022	Central Regional TAFE	Ranger Microchipping and Firearms Course	1	1,340.94	
		Central Regional TAFE Total			1,340.94	1,340.94
43493	07/10/2022	Centurion Transport	Payment	1		304.10
510474912	11/09/2022	Centurion Transport	Freight charges	1	47.64	
510474913	11/09/2022	Centurion Transport	Freight charges	1	80.59	
510474914	11/09/2022	Centurion Transport	Freight charges	1	80.59	
510474915	11/09/2022	Centurion Transport	Freight charges	1	47.64	
510474916	11/09/2022	Centurion Transport	Freight charges	1	47.64	
43887	21/10/2022	Centurion Transport	Payment	1		128.23
510478525	26/09/2022	Centurion Transport	Freight charges	1	47.64	
510479544	02/10/2022	Centurion Transport	Freight charges	1	80.59	
		Centurion Transport Total			432.33	432.33
44084	21/10/2022	Change Optimised Pty Ltd	Payment	1		1,320.00
NV0362	01/09/2022	Change Optimised Pty Ltd	Change Coordinator Mentoring - Consulting services 4hrs	1	1,320.00	
44320	28/10/2022	Change Optimised Pty Ltd	Payment	1		990.00
NV0364	20/10/2022	Change Optimised Pty Ltd	Change Coordinator Mentoring - Consulting services 3hrs	1	990.00	
		Change Optimised Pty Ltd Total			2,310.00	2,310.00
44309	28/10/2022	Charismatic Photography	Payment	1		1,800.00
30000028	18/08/2022	Charismatic Photography	Event Photography	1	700.00	
30000030	01/09/2022	Charismatic Photography	Event Photography	1	550.00	
30000031	08/09/2022	Charismatic Photography	Event Photography	1	550.00	
		Charismatic Photography Total			1,800.00	1,800.00
43573	07/10/2022	Chaz Roberts	Payment	1		245.13
RFP_23092022	23/09/2022	Chaz Roberts	Reimbursement for meals & car hire for conference in Mandurah	1	245.13	
44032	21/10/2022	Chaz Roberts	Payment	1		833.26
446555	16/09/2022	Chaz Roberts	Reimbursement of electricity	1	287.41	
RFP_06102022	06/10/2022	Chaz Roberts	Reimbursement of Accommodation/Meals for WALGA conference	1	465.86	
J7286914	13/10/2022	Chaz Roberts	Reimbursement of internet charges	1	79.99	
44270	28/10/2022	Chaz Roberts	Payment	1		148.59

LIST OF PAYMENTS - Payment detail for month of October 2022

Invoice Number	Date	Name	Description	Bank	Invoice Amount	Payment Amount
010415614	18/10/2022	Chaz Roberts	Reimbursement of water	1	148.59	
		Chaz Roberts Total			1,226.98	1,226.98
03958	21/10/2022	ChemCentre	Payment	1		1,017.50
1584122S0858	16/09/2022	ChemCentre	Five samples of water - Landfill Bore Samplings - August 2022	1	1,017.50	
		ChemCentre Total			1,017.50	1,017.50
04123	21/10/2022	Chen Zhang	Payment	1		299.00
RFP_29092022	29/09/2022	Chen Zhang	Reimbursement for completing Life Guard Course	1	299.00	
		Chen Zhang Total			299.00	299.00
04065	21/10/2022	Cheye Hill	Payment	1		401.85
06392456	13/04/2022	Cheye Hill	Reimbursement of internet charges for June 2022	1	80.37	
06392456	13/05/2022	Cheye Hill	Reimbursement of internet charges for July 2022	1	80.37	
06392456	13/06/2022	Cheye Hill	Reimbursement of internet charges for August 2022	1	80.37	
06392456	13/07/2022	Cheye Hill	Reimbursement of internet charges for September 2022	1	80.37	
06392456	13/08/2022	Cheye Hill	Reimbursement of internet charges for October 2022	1	80.37	
		Cheye Hill Total			401.85	401.85
03629	13/10/2022	Child Support Agency	Payment	1		1,098.15
DEDUCTION	11/10/2022	Child Support Agency	Payroll Deductions		1,098.15	
04131	27/10/2022	Child Support Agency	Payment	1		917.86
DEDUCTION	25/10/2022	Child Support Agency	Payroll Deductions		917.86	
		Child Support Agency Total			2,016.01	2,016.01
04093	21/10/2022	Chloie Rhodes	Payment	1		380.60
RFP_06102022	06/10/2022	Chloie Rhodes	Reimbursement of meals and incidentals during training in Perth	1	380.60	
04332	28/10/2022	Chloie Rhodes	Payment	1		323.64
042571	07/01/2022	Chloie Rhodes	Reimbursement of electricity	1	323.64	
		Chloie Rhodes Total			704.24	704.24
04344	28/10/2022	Christides Family Trust T/A Tommy Gun	Payment	1		150.00
05254	20/10/2022	Christides Family Trust T/A Tommy Gun	Performer - Tommy Gun - South Hedland Sunday Session 28.08.2022	1	150.00	
		Christides Family Trust T/A Tommy Gun Total			150.00	150.00
03520	07/10/2022	Circuit West Inc	Payment	1		3,630.00
NV-0827	20/09/2022	Circuit West Inc	Presenter Fee - Golden Age Girls 2022	1	3,630.00	
		Circuit West Inc Total			3,630.00	3,630.00
03595	07/10/2022	Clair Morrison	Payment	1		290.00

LIST OF PAYMENTS - Payment detail for month of October 2022

rence Number	Date	Name	Description	Bank	Invoice Amount	Payment Amount
12454	27/09/2022	Clair Morrison	Housing reimbursement for 26 Sept to 02 Oct 2022	1	290.00	
14310	28/10/2022	Clair Morrison	Payment	1		195.61
13081	11/10/2022	Clair Morrison	Reimbursement of Electricity for September 2022	1	151.91	
13080	11/10/2022	Clair Morrison	Reimbursement of Water for September 2022	1	43.70	
Clair Morrison Total					485.61	485.61
13956	21/10/2022	Cleanaway Pty Ltd - 73291687	Payment	1		312,095.40
19135132	17/08/2022	Cleanaway Pty Ltd - 73291687	Monthly charge for MSW and Recycling Collection. Processing and bin maintenance - June 2022	1	143,254.03	
19142097	08/09/2022	Cleanaway Pty Ltd - 73291687	Monthly charge for MSW and Recycling Collection. Processing and bin maintenance - July 2022	1	148,855.78	
19138513	30/09/2022	Cleanaway Pty Ltd - 73291687	Service Hook & LO Bin September 22	1	17,055.26	
19139698	30/09/2022	Cleanaway Pty Ltd - 73291687	4.5m Skip bin for Stadium - September 2022	1	410.58	
19139720	30/09/2022	Cleanaway Pty Ltd - 73291687	Skip Bin Collection - September 2022	1	120.52	
19140271	30/09/2022	Cleanaway Pty Ltd - 73291687	Skip Bin	1	759.61	
19141500	30/09/2022	Cleanaway Pty Ltd - 73291687	Colin Matheson grease trap	1	999.24	
19144366	30/09/2022	Cleanaway Pty Ltd - 73291687	Septic pump to be emptied, JD Hardie new ablutions	1	640.38	
Cleanaway Pty Ltd - 73291687 Total					312,095.40	312,095.40
13888	21/10/2022	Coates Hire Operations Pty Ltd	Payment	1		1,041.11
21797472	30/09/2022	Coates Hire Operations Pty Ltd	80kva trailer mount generator for Civic Centre server room Daily hire	1	734.00	
21800797	03/10/2022	Coates Hire Operations Pty Ltd	Portable toilet 29.09 to 30.09.2022	1	307.11	
Coates Hire Operations Pty Ltd Total					1,041.11	1,041.11
13953	21/10/2022	Coca-Cola Amatil (Aust) Pty Ltd - Matt Dan CC Account	Payment	1		300.09
2229470010	21/09/2022	Coca-Cola Amatil (Aust) Pty Ltd - Matt Dan CC Account	Drinks Order September 2023	1	300.09	
Coca-Cola Amatil (Aust) Pty Ltd - Matt Dan CC Account Total					300.09	300.09
3981.11	11/10/2022	Colonial First State	Payment	1		2,515.84
DEDUCTION	11/10/2022	Colonial First State	Payroll Deductions	1	63.26	
SUPER	11/10/2022	Colonial First State	Superannuation Contributions	1	2,452.58	
4045.11	25/10/2022	Colonial First State	Payment	1		2,641.75
DEDUCTION	25/10/2022	Colonial First State	Payroll Deductions	1	63.26	
SUPER	25/10/2022	Colonial First State	Superannuation Contributions	1	2,578.49	
Colonial First State Total					5,157.59	5,157.59
13978	21/10/2022	Commercial Aquatics Australia (wa) Pty Ltd	Payment	1		93,327.64
27416	31/08/2022	Commercial Aquatics Australia (wa) Pty Ltd	Aquatic Servicing & Maintenance Contract August 2022	1	12,221.91	
27417	31/08/2022	Commercial Aquatics Australia (wa) Pty Ltd	Supply and installation of Chlorination and Dosing Equipment	1	43,450.00	

LIST OF PAYMENTS - Payment detail for month of October 2022

Invoice Number	Date	Name	Description	Bank	Invoice Amount	Payment Amount
27419	31/08/2022	Commercial Aquatics Australia (wa) Pty Ltd	Supply and install liquid end to 50mtr bisulphate dosing pump	1	1,001.00	
27418	31/08/2022	Commercial Aquatics Australia (wa) Pty Ltd	Aquatic Servicing & Maintenance Contract July 2022	1	12,221.91	
27706	29/09/2022	Commercial Aquatics Australia (wa) Pty Ltd	Aquatic Servicing & Maintenance Contract May 2022	1	12,210.91	
27709	29/09/2022	Commercial Aquatics Australia (wa) Pty Ltd	Aquatic Servicing & Maintenance Contract September 2022	1	12,221.91	
24221	28/10/2022	Commercial Aquatics Australia (wa) Pty Ltd	Payment	1		18,637.67
27902	21/10/2022	Commercial Aquatics Australia (wa) Pty Ltd	Beach sprays parts	1	200.75	
27901	21/10/2022	Commercial Aquatics Australia (wa) Pty Ltd	Leisure pool cannon repair and parts	1	6,215.00	
27893	21/10/2022	Commercial Aquatics Australia (wa) Pty Ltd	Flat Price Labour Group SHAC	1	12,221.92	
		Commercial Aquatics Australia (wa) Pty Ltd Total			111,965.31	111,965.31
23527	07/10/2022	Compass Group Remote Hospitality Services Pty Ltd	Payment	1		590.01
206016-245577	20/09/2022	Compass Group Remote Hospitality Services Pty Ltd	Nuts and Bolts Catering - 30/08/22	1	145.00	
206016-245576	20/09/2022	Compass Group Remote Hospitality Services Pty Ltd	Nuts and Bolts Catering - 31/08/22	1	220.00	
206016-245578	20/09/2022	Compass Group Remote Hospitality Services Pty Ltd	Nuts and Bolts Catering - 30/08/22	1	225.01	
23937	21/10/2022	Compass Group Remote Hospitality Services Pty Ltd	Payment	1		274.40
206016-235270	09/03/2022	Compass Group Remote Hospitality Services Pty Ltd	Catering	1	274.40	
24183	28/10/2022	Compass Group Remote Hospitality Services Pty Ltd	Payment	1		88,488.75
2120880	25/10/2022	Compass Group Remote Hospitality Services Pty Ltd	Rates refund		88,488.75	
		Compass Group Remote Hospitality Services Pty Ltd Total			89,353.16	89,353.16
23605	07/10/2022	Compass Group T/a Esplanade Hotel	Payment	1		250.00
271471	09/09/2022	Compass Group T/a Esplanade Hotel	3x3 Stage hire	1	250.00	
		Compass Group T/a Esplanade Hotel Total			250.00	250.00
23975	21/10/2022	Complete Hire & Sales Pty Ltd t/as Complete Portables	Payment	1		12,734.70
2VW233192	19/08/2022	Complete Hire & Sales Pty Ltd t/as Complete Portables	Credit for INV#NW/230593 - liquid waste	1	1,245.20	
2VW235408	11/09/2022	Complete Hire & Sales Pty Ltd t/as Complete Portables	Toilet hire	1	13,979.90	
		Complete Hire & Sales Pty Ltd t/as Complete Portables Total			12,734.70	12,734.70
23578	07/10/2022	Comtec Data Pty Ltd	Payment	1		2,024.00
2428	21/09/2022	Comtec Data Pty Ltd	Gate Entry & Warehouse Gate Investigation	1	2,024.00	
24046	21/10/2022	Comtec Data Pty Ltd	Payment	1		220.00
NV-3890	01/10/2022	Comtec Data Pty Ltd	Monthly service of wireless duress system at Wanangkura Stadium October 2022	1	220.00	
		Comtec Data Pty Ltd Total			2,244.00	2,244.00
23926	21/10/2022	Connect Call Centre Services	Payment	1		491.21
20112519	15/09/2022	Connect Call Centre Services	Out of hours call redirection service - August 2022	1	491.21	

LIST OF PAYMENTS - Payment detail for month of October 2022

Invoice Number	Date	Name	Description	Bank	Invoice Amount	Payment Amount
14167	28/10/2022	Connect Call Centre Services	Payment	1		765.06
10112057	15/08/2022	Connect Call Centre Services	Overcalls fee for contract CA0139 for month of July 2023	1	488.35	
10112839	15/10/2022	Connect Call Centre Services	Overcalls fee for contract CA0139 for month of September 2022	1	276.71	
Connect Call Centre Services Total					1,256.27	1,256.27
14069	21/10/2022	Construction Sciences Pty Ltd	Payment	1		1,604.87
203-230130	30/09/2022	Construction Sciences Pty Ltd	Wilson Street Shared Path Compaction Testing	1	1,604.87	
14304	28/10/2022	Construction Sciences Pty Ltd	Payment	1		1,034.00
203-230138	14/10/2022	Construction Sciences Pty Ltd	Wilson Street Shared Path Compaction Testing	1	1,034.00	
Construction Sciences Pty Ltd Total					2,638.87	2,638.87
13576	07/10/2022	Continental Tyres Wedgefield Pty Ltd	Payment	1		240.00
18481	08/09/2022	Continental Tyres Wedgefield Pty Ltd	Tyres & repairs	1	240.00	
14041	21/10/2022	Continental Tyres Wedgefield Pty Ltd	Payment	1		655.00
18573	26/09/2022	Continental Tyres Wedgefield Pty Ltd	Tyres & repairs	1	60.00	
18609	30/09/2022	Continental Tyres Wedgefield Pty Ltd	Tyres & repairs	1	50.00	
18633	05/10/2022	Continental Tyres Wedgefield Pty Ltd	Tyres & repairs	1	545.00	
14277	28/10/2022	Continental Tyres Wedgefield Pty Ltd	Payment	1		504.00
18684	13/10/2022	Continental Tyres Wedgefield Pty Ltd	Tyres & repairs	1	180.00	
18745	25/10/2022	Continental Tyres Wedgefield Pty Ltd	Tyres & repairs	1	324.00	
Continental Tyres Wedgefield Pty Ltd Total					1,399.00	1,399.00
14281	28/10/2022	Cornerstone Legal	Payment	1		1,276.00
20289	30/09/2022	Cornerstone Legal	Legal Services	1	1,276.00	
Cornerstone Legal Total					1,276.00	1,276.00
14234	28/10/2022	CPC Pilbara Pty Ltd	Payment	1		10,318.95
230335-01	19/10/2022	CPC Pilbara Pty Ltd	Rectify toilets blockage at JD Hardie	1	4,326.27	
230336-01	19/10/2022	CPC Pilbara Pty Ltd	Urgent call out, burst water pipe at Finucane Island Club	1	1,854.28	
230339-01	25/10/2022	CPC Pilbara Pty Ltd	Attend and rectify toilet	1	1,204.50	
230340-01	25/10/2022	CPC Pilbara Pty Ltd	Attend and rectify leak in Morgans complex	1	2,933.90	
CPC Pilbara Pty Ltd Total					10,318.95	10,318.95
14063	21/10/2022	Craig Watts	Payment	1		397.19
116521	21/09/2022	Craig Watts	Reimbursement of electricity	1	248.62	
118428824	04/10/2022	Craig Watts	Reimbursement of Internet charges	1	79.99	
2008351578	12/10/2022	Craig Watts	Reimbursement of water	1	68.58	

LIST OF PAYMENTS - Payment detail for month of October 2022

Invoice Number	Date	Name	Description	Bank	Invoice Amount	Payment Amount
Craig Watts Total					397.19	397.19
13615	07/10/2022	Creative Communities International Pty Ltd	Payment	1		3,850.00
1361	19/09/2022	Creative Communities International Pty Ltd	Additional works - Wise Terrace WHS issues - South Hedland Place Plan	1	3,850.00	
14104	21/10/2022	Creative Communities International Pty Ltd	Payment	1		31,350.00
1560	29/08/2022	Creative Communities International Pty Ltd	7-Day Makeover - Consultant fees - Stage 3	1	31,350.00	
Creative Communities International Pty Ltd Total					35,200.00	35,200.00
14047	21/10/2022	Crowd Barriers WA / Billabong Mobile Accommodation P/L	Payment	1		396.00
NV-3128	01/10/2022	Crowd Barriers WA / Billabong Mobile Accommodation P/L	Weed Matt 1.8mtr wide	1	396.00	
14282	28/10/2022	Crowd Barriers WA / Billabong Mobile Accommodation P/L	Payment	1		396.00
NV-3027	11/07/2022	Crowd Barriers WA / Billabong Mobile Accommodation P/L	2x Rolls of 50m black weed matting (100% Block Out and Plain Black)	1	396.00	
Crowd Barriers WA / Billabong Mobile Accommodation P/L Total					792.00	792.00
14080	21/10/2022	CS Legal	Payment	1		132.00
131388	29/09/2022	CS Legal	Legal Services	1	132.00	
14317	28/10/2022	CS Legal	Payment	1		1,100.00
131305	19/08/2022	CS Legal	Legal Services	1	924.00	
131416	30/09/2022	CS Legal	Legal Services	1	176.00	
CS Legal Total					1,232.00	1,232.00
14022	21/10/2022	CTI Records Management	Payment	1		528.00
1112931	30/09/2022	CTI Records Management	240 Litre x 3 x Monthly Document Shredding Bin Service	1	528.00	
CTI Records Management Total					528.00	528.00
14203	28/10/2022	Cubic Promotions Pty Ltd	Payment	1		931.70
NV-11174	13/10/2022	Cubic Promotions Pty Ltd	Earphones for public use at Library PCs	1	931.70	
Cubic Promotions Pty Ltd Total					931.70	931.70
13586	07/10/2022	Dalwallinu Concrete Pty Ltd T/A Dalcon	Payment	1		21,420.30
119270	28/08/2022	Dalwallinu Concrete Pty Ltd T/A Dalcon	Supply and Delivery of Wilson Street Shared Path Drainage	1	14,661.90	
119662	21/09/2022	Dalwallinu Concrete Pty Ltd T/A Dalcon	Supply and Delivery of Wilson Street Shared Path Drainage	1	3,093.20	
119730	23/09/2022	Dalwallinu Concrete Pty Ltd T/A Dalcon	7 x Supply and delivery of Single barrel 375 mm Pipe headwalls	1	3,665.20	
Dalwallinu Concrete Pty Ltd T/A Dalcon Total					21,420.30	21,420.30
13596	07/10/2022	Danica Holliday	Payment	1		168.05
RFP_09092022	09/09/2022	Danica Holliday	Reimbursement of expenses for Hedland Food Festival.	1	144.05	
RFP_14092022	14/09/2022	Danica Holliday	Catering for SLAM event	1	24.00	
Danica Holliday Total					168.05	168.05

LIST OF PAYMENTS - Payment detail for month of October 2022

Invoice Number	Date	Name	Description	Bank	Invoice Amount	Payment Amount
13644	17/10/2022	DANIELLE LEENA RIPPON	Payment	1		2,400.00
RFP_17102022	17/10/2022	DANIELLE LEENA RIPPON	Refund to ratepayer after admin error	1	2,400.00	
		DANIELLE LEENA RIPPON Total			2,400.00	2,400.00
14113	21/10/2022	Danielle Williams	Payment	1		600.00
301	04/10/2022	Danielle Williams	Have a Go sessions - Saturday 3 September, 12:30pm - 2:30pm 1hrs Fire Spinners - Saturday 3 September, 7:00pm - 8:00pm	1	600.00	
		Danielle Williams Total			600.00	600.00
14293	28/10/2022	Daniels Printing Craftsmen Pty Ltd	Payment	1		154.00
30474	06/10/2022	Daniels Printing Craftsmen Pty Ltd	DI Postcard Printing	1	154.00	
		Daniels Printing Craftsmen Pty Ltd Total			154.00	154.00
14285	28/10/2022	Danthonia Designs	Payment	1		7,733.88
RCTI 14	19/10/2022	Danthonia Designs	JD Hardie Youth & Community Hub Wayfinding Signage	1	7,733.88	
		Danthonia Designs Total			7,733.88	7,733.88
13952	21/10/2022	Data#3 Ltd	Payment	1		59,663.60
32099348	03/08/2022	Data#3 Ltd	Services for 26.06 to 25.07.2022	1	4,458.11	
32099643	30/08/2022	Data#3 Ltd	Services for 26.07 to 25.08.2022	1	35.44	
SIN000040121	31/08/2022	Data#3 Ltd	Microsoft Teams Rooms Standard, Office 365 F3, Microsoft 365 E5	1	210.58	
SIN000051112	26/09/2022	Data#3 Ltd	Production Support/Subscription for VMware VRealize Operations	1	17,070.28	
SIN000052599	29/09/2022	Data#3 Ltd	SQL Server Standard per Core 2 Licenses, Windows RDS Per User CAL	1	12,898.91	
SIN000053380	30/09/2022	Data#3 Ltd	Microsoft 365 - August 2022	1	24,990.28	
14199	28/10/2022	Data#3 Ltd	Payment	1		11,064.72
SIN000062675	25/10/2022	Data#3 Ltd	Annual Production (24/7) Maintenance renewal (includes 24/7)	1	11,064.72	
		Data#3 Ltd Total			70,728.32	70,728.32
13577	07/10/2022	David Eckhart	Payment	1		2,931.50
RFP_30092022	30/09/2022	David Eckhart	ICT allowance for September 2022, Elected Member allowance for September 2022	1	2,931.50	
		David Eckhart Total			2,931.50	2,931.50
13892	21/10/2022	David Gray & Co Pty Ltd	Payment	1		4,994.80
606748	12/08/2022	David Gray & Co Pty Ltd	Prolink Xr Briquettes 200, Aqua K Othrine 1Lt	1	4,994.80	
		David Gray & Co Pty Ltd Total			4,994.80	4,994.80
13617	07/10/2022	DE and BM Store Pty Ltd T/A Harvey Norman Port Hedland AV/IT	Payment	1		1,332.00
726901	25/08/2022	DE and BM Store Pty Ltd T/A Harvey Norman Port Hedland AV/IT	Electrical goods	1	1,332.00	
14108	21/10/2022	DE and BM Store Pty Ltd T/A Harvey Norman Port Hedland AV/IT	Payment	1		11,695.00
723310	08/08/2022	DE and BM Store Pty Ltd T/A Harvey Norman Port Hedland AV/IT	Furnishings -staff housing	1	3,346.00	

LIST OF PAYMENTS - Payment detail for month of October 2022

Invoice Number	Date	Name	Description	Bank	Invoice Amount	Payment Amount
725803	19/08/2022	DE and BM Store Pty Ltd T/A Harvey Norman Port Hedland AV/IT	Purchase of 7kg Dryer,	1	659.00	
727058	25/08/2022	DE and BM Store Pty Ltd T/A Harvey Norman Port Hedland AV/IT	Cooktop	1	599.00	
727025	05/09/2022	DE and BM Store Pty Ltd T/A Harvey Norman Port Hedland AV/IT	Rangehood	1	1,497.00	
730841	14/09/2022	DE and BM Store Pty Ltd T/A Harvey Norman Port Hedland AV/IT	Samsung Galaxy Fold 256gb	1	2,499.00	
732854	27/09/2022	DE and BM Store Pty Ltd T/A Harvey Norman Port Hedland AV/IT	Fridge	1	899.00	
733844	03/10/2022	DE and BM Store Pty Ltd T/A Harvey Norman Port Hedland AV/IT	Furnishings -staff housing	1	2,196.00	
74345	28/10/2022	DE and BM Store Pty Ltd T/A Harvey Norman Port Hedland AV/IT	Payment	1		2,920.90
709999	19/05/2022	DE and BM Store Pty Ltd T/A Harvey Norman Port Hedland AV/IT	A Logic USB-C to HDMI adapter	1	480.00	
734697	07/10/2022	DE and BM Store Pty Ltd T/A Harvey Norman Port Hedland AV/IT	HP Pavilion Keyboard and Mouse 200	1	941.90	
735376	11/10/2022	DE and BM Store Pty Ltd T/A Harvey Norman Port Hedland AV/IT	Dishwasher	1	1,499.00	
		DE and BM Store Pty Ltd T/A Harvey Norman Port Hedland AV/IT Total			15,947.90	15,947.90
73638	14/10/2022	Dean William Smith	Payment	1		2,145.00
7455	30/09/2022	Dean William Smith	Wilson Street Survey for Control Points - Stage 2 & 3	1	2,145.00	
		Dean William Smith Total			2,145.00	2,145.00
73637	14/10/2022	Decmil Australia Pty Ltd	Payment	1		506,903.02
74806	07/10/2022	Decmil Australia Pty Ltd	RFT 2122-06 Port Hedland Community Centre - McGregor Street Port Hedland - Claim #8	1	506,903.02	
		Decmil Australia Pty Ltd Total			506,903.02	506,903.02
74171	28/10/2022	Department of Fire and Emergency Services	Payment	1		61,189.82
7154590	30/09/2022	Department of Fire and Emergency Services	ESL Part 6A Local Government Owned Properties	1	61,189.82	
		Department of Fire and Emergency Services Total			61,189.82	61,189.82
74043	21/10/2022	Department of Mines, Industry Regulation And Safety	Payment	1		11,331.22
7RFP_04102022	04/10/2022	Department of Mines, Industry Regulation And Safety	BSL - September 2022	1	11,331.22	
		Department of Mines, Industry Regulation And Safety Total			11,331.22	11,331.22
74152	28/10/2022	Department Of Primary Industries And Regional Development	Payment	1		348.50
7GP-22-08367	14/10/2022	Department Of Primary Industries And Regional Development	Phytophthora plus pythium soil test	1	348.50	
		Department Of Primary Industries And Regional Development Total			348.50	348.50
74201	28/10/2022	Department of Treasury	Payment	1		13,457,435.41
7SBMT02	18/10/2022	Department of Treasury	Town of Port Hedland contribution to the Landside development of the Spoilbank Marina - September 2023	1	13,457,435.41	
		Department of Treasury Total			13,457,435.41	13,457,435.41
74177	28/10/2022	Department of Water	Payment	1		4,352.00
7NL6917	21/10/2022	Department of Water	South Hedland Landfill - Amendment application fee - Instrument # L6917/1997/8	1	4,352.00	
		Department of Water Total			4,352.00	4,352.00

LIST OF PAYMENTS - Payment detail for month of October 2022

Invoice Number	Date	Name	Description	Bank	Invoice Amount	Payment Amount
4148	28/10/2022	Dexion Balcatta	Payment	1		5,135.24
NV404834	20/10/2022	Dexion Balcatta	Compactus for South Library	1	5,135.24	
		Dexion Balcatta Total			5,135.24	5,135.24
4060	21/10/2022	Discovery Holiday Parks Pty Limited	Payment	1		4,320.00
580037	02/10/2022	Discovery Holiday Parks Pty Limited	Accommodation expenses for Hedland Food Festival	1	4,320.00	
		Discovery Holiday Parks Pty Limited Total			4,320.00	4,320.00
3508	07/10/2022	Dulux	Payment	1		29.44
196251868	07/09/2022	Dulux	Materials & Parts	1	29.44	
3910	21/10/2022	Dulux	Payment	1		77.93
194244448	03/05/2022	Dulux	Parts and Materials	1	77.93	
		Dulux Total			107.37	107.37
4137	28/10/2022	E & MJ Rosher Pty Ltd	Payment	1		662.82
1449086	19/10/2022	E & MJ Rosher Pty Ltd	MJ19RM-WRAM WING LIFT RAM MJ70	1	662.82	
		E & MJ Rosher Pty Ltd Total			662.82	662.82
4042	21/10/2022	E Adz Pty Ltd T/A PPP Events	Payment	1		7,170.50
NV-1768	15/09/2022	E Adz Pty Ltd T/A PPP Events	Event supplies	1	2,170.50	
NV-1775	19/09/2022	E Adz Pty Ltd T/A PPP Events	Event supplies	1	5,000.00	
4278	28/10/2022	E Adz Pty Ltd T/A PPP Events	Payment	1		765.00
NV-1804	12/10/2022	E Adz Pty Ltd T/A PPP Events	5 x Wine storage boxes,	1	380.00	
NV-1807	17/10/2022	E Adz Pty Ltd T/A PPP Events	Chair Hire - Mumma Stitch Show Nov 2022	1	385.00	
		E Adz Pty Ltd T/A PPP Events Total			7,935.50	7,935.50
4037	21/10/2022	E Commz Communications And Security	Payment	1		2,102.74
2367	08/09/2021	E Commz Communications And Security	Supply and install 50mm conduit from leadin pit to customer pit outside server room	1	2,102.74	
		E Commz Communications And Security Total			2,102.74	2,102.74
3547	07/10/2022	Edge Digital Technology Pty Ltd	Payment	1		1,722.60
5087942	20/09/2022	Edge Digital Technology Pty Ltd	Service contract fee - July 2022	1	1,722.60	
4225	28/10/2022	Edge Digital Technology Pty Ltd	Payment	1		574.20
5088218	18/10/2022	Edge Digital Technology Pty Ltd	Service contract fee - October 2022	1	574.20	
		Edge Digital Technology Pty Ltd Total			2,296.80	2,296.80
4339	28/10/2022	EEO Specialist Pty Ltd	Payment	1		1,375.00
1445	12/10/2022	EEO Specialist Pty Ltd	Trainer away from home rate June trip	1	1,375.00	
		EEO Specialist Pty Ltd Total			1,375.00	1,375.00

LIST OF PAYMENTS - Payment detail for month of October 2022

rence Number	Date	Name	Description	Bank	Invoice Amount	Payment Amount
3980	21/10/2022	Element Advisory Pty Ltd	Payment	1		660.00
57673	30/09/2022	Element Advisory Pty Ltd	Phase 4 - Project Management	1	660.00	
		Element Advisory Pty Ltd Total			660.00	660.00
3970	21/10/2022	Elgas Limited	Payment	1		4,451.89
1673113112	13/10/2022	Elgas Limited	Gas delivery to Stadium on 13.10.2022 - 2175.9L	1	4,451.89	
		Elgas Limited Total			4,451.89	4,451.89
3623	07/10/2022	Elisapesi Pousima-Paea	Payment	1		750.00
31	14/09/2022	Elisapesi Pousima-Paea	Hedland Tongan Community Performance at Hedland Food Festival	1	750.00	
		Elisapesi Pousima-Paea Total			750.00	750.00
3554	07/10/2022	Elise Batchelor	Payment	1		1,000.00
38	22/09/2022	Elise Batchelor	MC Duties for Food Festival Friday 2022	1	1,000.00	
		Elise Batchelor Total			1,000.00	1,000.00
3512	07/10/2022	Elmar Zielke	Payment	1		2,982.10
3FP_30092022	30/09/2022	Elmar Zielke	ICT allowance for September 2022, Elected Member allowance for September 2022	1	2,982.10	
		Elmar Zielke Total			2,982.10	2,982.10
3995	21/10/2022	Elmo Learning Services Pty Ltd	Payment	1		47,080.00
NEAU012609	26/09/2022	Elmo Learning Services Pty Ltd	Annual License Fee for ELMO period from 08/09/2022 - 07/09/2023	1	47,080.00	
		Elmo Learning Services Pty Ltd Total			47,080.00	47,080.00
3981.16	11/10/2022	Equipsuper	Payment	1		573.09
SUPER	11/10/2022	Equipsuper	Superannuation Contributions	1	494.04	
DEDUCTION	11/10/2022	Equipsuper	Payroll Deductions	1	79.05	
4045.16	25/10/2022	Equipsuper	Payment	1		166.89
SUPER	25/10/2022	Equipsuper	Superannuation Contributions	1	143.87	
DEDUCTION	25/10/2022	Equipsuper	Payroll Deductions	1	23.02	
		Equipsuper Total			739.98	739.98
4087	21/10/2022	Essential First Aid Training Pty Ltd	Payment	1		190.00
NV-1691	31/08/2022	Essential First Aid Training Pty Ltd	Training fees	1	190.00	
4323	28/10/2022	Essential First Aid Training Pty Ltd	Payment	1		590.00
NV-1871	18/10/2022	Essential First Aid Training Pty Ltd	Training fees	1	590.00	
		Essential First Aid Training Pty Ltd Total			780.00	780.00
3981.30	11/10/2022	ESSENTIAL SUPER (COMMONWEALTH)	Payment	1		390.84
SUPER	11/10/2022	ESSENTIAL SUPER (COMMONWEALTH)	Superannuation Contributions	1	390.84	

LIST OF PAYMENTS - Payment detail for month of October 2022

rence Number	Date	Name	Description	Bank	Invoice Amount	Payment Amount
4045.30	25/10/2022	ESSENTIAL SUPER (COMMONWEALTH)	Payment	1		392.97
SUPER	25/10/2022	ESSENTIAL SUPER (COMMONWEALTH)	Superannuation Contributions	1	392.97	
		ESSENTIAL SUPER (COMMONWEALTH) Total			783.81	783.81
4316	28/10/2022	Everything Earth Pty Ltd	Payment	1		303,040.56
NV-0219	20/09/2022	Everything Earth Pty Ltd	Concrete crushing- recycled material for Wilson Street Shared Path	1	269,223.81	
NV-0231	07/10/2022	Everything Earth Pty Ltd	Sutherland Street Shared Path Maintenance Work - Claim # 2	1	33,816.75	
		Everything Earth Pty Ltd Total			303,040.56	303,040.56
43641	14/10/2022	Faith Kangogo	Payment	1		1,055.96
446257	07/09/2022	Faith Kangogo	Reimbursement of electricity	1	255.96	
46801	16/09/2022	Faith Kangogo	Rent Reimbursement for 16.09 to 29.09.2022.	1	800.00	
44092	21/10/2022	Faith Kangogo	Payment	1		1,600.00
47916	29/09/2022	Faith Kangogo	Rent Reimbursement for 30.09 to 06.10.22	1	400.00	
48617	07/10/2022	Faith Kangogo	Rent Reimbursement for 07.10 to 13.10.22	1	400.00	
48975	13/10/2022	Faith Kangogo	Rent Reimbursement for 14.10 to 27.10.2022	1	800.00	
		Faith Kangogo Total			2,655.96	2,655.96
43556	07/10/2022	Far Northwest Electrical Contractors	Payment	1		7,502.00
4619	06/09/2022	Far Northwest Electrical Contractors	Installation of power and data to BSV LED Screen at the Wanangkura Stadium	1	5,852.00	
4623	26/09/2022	Far Northwest Electrical Contractors	Electrician for Spinifex Spree Carnival 2022	1	726.00	
4624	26/09/2022	Far Northwest Electrical Contractors	Electrician Attendance at Food Festival at SHHS Oval	1	924.00	
43998	21/10/2022	Far Northwest Electrical Contractors	Payment	1		275.00
4626	17/10/2022	Far Northwest Electrical Contractors	Matt Dann Theatre - LED Sign Maintenance & Repair	1	275.00	
44238	28/10/2022	Far Northwest Electrical Contractors	Payment	1		14,864.30
4627	22/10/2022	Far Northwest Electrical Contractors	Provision of electrical isolations and refurbishments	1	1,916.20	
4628	22/10/2022	Far Northwest Electrical Contractors	30 x lengths 100mm electrical conduit	1	1,650.00	
4629	22/10/2022	Far Northwest Electrical Contractors	Electrical works to Chambers for meeting room set up	1	2,172.50	
4632	23/10/2022	Far Northwest Electrical Contractors	Sports area has no power at JD Hardie	1	220.00	
4633	23/10/2022	Far Northwest Electrical Contractors	Shay Gap public toilet needs light replacement	1	220.00	
4634	23/10/2022	Far Northwest Electrical Contractors	Troubleshoot and repair power issue to main building at Netball Courts	1	352.00	
4635	23/10/2022	Far Northwest Electrical Contractors	Swap out faulty light - Stadium kitchen	1	187.00	
4636	23/10/2022	Far Northwest Electrical Contractors	Exeloo repair - Cemetery Beach	1	145.20	
4637	23/10/2022	Far Northwest Electrical Contractors	Electrical repairs	1	605.00	
4638	23/10/2022	Far Northwest Electrical Contractors	Replacement of 2 smoke detectors	1	385.00	

LIST OF PAYMENTS - Payment detail for month of October 2022

Invoice Number	Date	Name	Description	Bank	Invoice Amount	Payment Amount
1639	23/10/2022	Far Northwest Electrical Contractors	Check out lights - reported as not being on in the evening at Civic Centre - Main Carpark area	1	145.20	
1640	23/10/2022	Far Northwest Electrical Contractors	Replace faulty light globe female toilets at Stadium	1	145.20	
1641	23/10/2022	Far Northwest Electrical Contractors	Large TV in staff kitchen not working at TOPH Depot	1	145.20	
1642	23/10/2022	Far Northwest Electrical Contractors	Light in the copier room appears faulty at Civic Centre- East Wing	1	220.00	
1643	23/10/2022	Far Northwest Electrical Contractors	Electrical repairs	1	550.00	
1644	23/10/2022	Far Northwest Electrical Contractors	Cemetery Beach East Exeloo - repair faulty inside light	1	290.40	
1645	23/10/2022	Far Northwest Electrical Contractors	Ladies Public Toilet - tend to faulty light at South Hedland Library	1	220.00	
1646	23/10/2022	Far Northwest Electrical Contractors	Kitchen and toilet light need replacing	1	330.00	
1630	23/10/2022	Far Northwest Electrical Contractors	Light replacement - turf club male toilets	1	176.00	
1631	23/10/2022	Far Northwest Electrical Contractors	Light replacement - Stadium	1	176.00	
1649	23/10/2022	Far Northwest Electrical Contractors	Kevin Scott Oval - Special Police request - Install 2 x 3 Phase points	1	1,430.00	
1650	23/10/2022	Far Northwest Electrical Contractors	Ensuite Oyster light fitting need replacing	1	242.00	
1651	23/10/2022	Far Northwest Electrical Contractors	Patio lights (sensor) not coming on	1	550.00	
1652	23/10/2022	Far Northwest Electrical Contractors	Cemetery Beach Exeloo has a control panel that is looping to lock	1	220.00	
1653	23/10/2022	Far Northwest Electrical Contractors	Repairs to open door at Koombana Park Exeloo	1	145.20	
1655	23/10/2022	Far Northwest Electrical Contractors	South Hedland Aquatic - Male Change Room Fluro light not working	1	242.00	
1656	23/10/2022	Far Northwest Electrical Contractors	Disconnection of the generator	1	495.00	
1658	23/10/2022	Far Northwest Electrical Contractors	Attend and replace 4 smoke detectors at RSL	1	497.20	
1657	23/10/2022	Far Northwest Electrical Contractors	Electrical repairs	1	165.00	
1659	23/10/2022	Far Northwest Electrical Contractors	Attend and replace wall bracket back of GPO in stadium creche	1	132.00	
1647	23/10/2022	Far Northwest Electrical Contractors	Two LED external lights need attention / replacing	1	242.00	
1648	23/10/2022	Far Northwest Electrical Contractors	Electrical repairs	1	253.00	
		Far Northwest Electrical Contractors Total			22,641.30	22,641.30
14324	28/10/2022	FE Technologies Pty Ltd	Payment	1		935.00
1011596	20/10/2022	FE Technologies Pty Ltd	Circulation Assistant for cataloguing	1	935.00	
		FE Technologies Pty Ltd Total			935.00	935.00
13575	07/10/2022	Firesafe Service And Maintenance Pty Ltd	Payment	1		2,063.16
108670	21/09/2022	Firesafe Service And Maintenance Pty Ltd	Q2980 - JD Hardie replacement of/rectifying FIP batteries and faulty sensors.	1	2,063.16	
14038	21/10/2022	Firesafe Service And Maintenance Pty Ltd	Payment	1		3,247.39
108765	27/09/2022	Firesafe Service And Maintenance Pty Ltd	Wanangkura Stadium padlocks and chains required for Double Check Valve / incoming water supply	1	550.98	
108779	27/09/2022	Firesafe Service And Maintenance Pty Ltd	Repair JD Hardie Youth Zone Alarm on panel	1	291.50	
108920	29/09/2022	Firesafe Service And Maintenance Pty Ltd	JD Hardie replace pressure switch and configure/test	1	647.58	

LIST OF PAYMENTS - Payment detail for month of October 2022

Invoice Number	Date	Name	Description	Bank	Invoice Amount	Payment Amount
09049	03/10/2022	Firesafe Service And Maintenance Pty Ltd	Monthly Testing of all facilities - September 2022	1	1,757.33	
4274	28/10/2022	Firesafe Service And Maintenance Pty Ltd	Payment	1		3,015.38
09158	06/10/2022	Firesafe Service And Maintenance Pty Ltd	JD Hardie fire pump fault	1	145.75	
09552	20/10/2022	Firesafe Service And Maintenance Pty Ltd	DFES attended as panel went into alarm	1	264.00	
09597	21/10/2022	Firesafe Service And Maintenance Pty Ltd	Wanangkura Stadium fire pump and water tank damages	1	445.23	
09733	26/10/2022	Firesafe Service And Maintenance Pty Ltd	Supply and install new LED sign	1	2,160.40	
		Firesafe Service And Maintenance Pty Ltd Total			8,325.93	8,325.93
3600	07/10/2022	Florian Goessmann	Payment	1		175.97
008350102	19/08/2022	Florian Goessmann	Reimbursement of water charges	1	175.97	
4315	28/10/2022	Florian Goessmann	Payment	1		424.71
864673	05/09/2022	Florian Goessmann	Reimbursement of gas charges	1	424.71	
		Florian Goessmann Total			600.68	600.68
3948	21/10/2022	FORM Building a State of Creativity T/A Spinifex Hill Studio	Payment	1		1,100.00
0002412	28/09/2022	FORM Building a State of Creativity T/A Spinifex Hill Studio	3 x mid career artist facilitators - Indigenous Literacy Day - Better Beginnings Literacy Grant 10-12pm Wednesday 7th September	1	1,100.00	
		FORM Building a State of Creativity T/A Spinifex Hill Studio Total			1,100.00	1,100.00
4057	21/10/2022	Foxtel Cable Television Pty Limited	Payment	1		210.00
126116184	01/10/2022	Foxtel Cable Television Pty Limited	Foxtel for Stadium - October 2022	1	210.00	
		Foxtel Cable Television Pty Limited Total			210.00	210.00
3616	07/10/2022	Freo Group Pty Ltd	Payment	1		1,725.86
34-50648	15/09/2022	Freo Group Pty Ltd	Crane hire for Hedland Food Festival 2023	1	1,725.86	
		Freo Group Pty Ltd Total			1,725.86	1,725.86
4020	21/10/2022	G. Bishops Transport Services	Payment	1		122.93
3185291	03/10/2022	G. Bishops Transport Services	Freight charges	1	122.93	
4262	28/10/2022	G. Bishops Transport Services	Payment	1		4,188.56
318990A	01/10/2022	G. Bishops Transport Services	Freight charges	1	2,420.00	
3186086	10/10/2022	G. Bishops Transport Services	Freight charges	1	108.89	
3186385	12/10/2022	G. Bishops Transport Services	Freight charges	1	203.05	
3187156	19/10/2022	G. Bishops Transport Services	Freight charges	1	1,456.62	
		G. Bishops Transport Services Total			4,311.49	4,311.49
3549	07/10/2022	Gadget Locksmiths	Payment	1		6,022.38
7581	15/09/2022	Gadget Locksmiths	Locksmith services	1	308.94	
7582	15/09/2022	Gadget Locksmiths	Locksmith services	1	763.63	

LIST OF PAYMENTS - Payment detail for month of October 2022

Invoice Number	Date	Name	Description	Bank	Invoice Amount	Payment Amount
7583	15/09/2022	Gadget Locksmiths	Locksmith services	1	1,231.30	
7584	15/09/2022	Gadget Locksmiths	Locksmith services	1	2,836.55	
7585	15/09/2022	Gadget Locksmiths	Locksmith services	1	598.99	
7604	16/09/2022	Gadget Locksmiths	Locksmith services	1	141.50	
7603	16/09/2022	Gadget Locksmiths	Locksmith services	1	141.47	
		Gadget Locksmiths Total			6,022.38	6,022.38
14214	28/10/2022	Garnama Pty Ltd t/as Les Mills Asia Pacific	Payment	1		1,971.94
1199146	03/10/2022	Garnama Pty Ltd t/as Les Mills Asia Pacific	Les Mills for October 2022	1	1,086.63	
1199285	03/10/2022	Garnama Pty Ltd t/as Les Mills Asia Pacific	Les Mills for GAC October 2022	1	885.31	
		Garnama Pty Ltd t/as Les Mills Asia Pacific Total			1,971.94	1,971.94
13550	07/10/2022	GBTK PTY LTD	Payment	1		1,320.00
30006032	27/09/2022	GBTK PTY LTD	Freight charges	1	1,320.00	
		GBTK PTY LTD Total			1,320.00	1,320.00
14007	21/10/2022	George N A Domahidy	Payment	1		17,600.00
1471	28/09/2022	George N A Domahidy	Wall- based artwork for the Port Hedland Sporting & Community Hub.	1	17,600.00	
		George N A Domahidy Total			17,600.00	17,600.00
13610	07/10/2022	Georgina Lynch T/A Mother Duck Sourdough	Payment	1		550.00
300005	06/09/2022	Georgina Lynch T/A Mother Duck Sourdough	Hedland Food Festival 2022 - Taste tent and demonstration contribution	1	550.00	
		Georgina Lynch T/A Mother Duck Sourdough Total			550.00	550.00
13562	07/10/2022	Geraldton Fuel Company Pty Ltd	Payment	1		830.00
32118467	07/09/2022	Geraldton Fuel Company Pty Ltd	Aalk200-Aal Kero Solvent 78 205L	1	830.00	
14255	28/10/2022	Geraldton Fuel Company Pty Ltd	Payment	1		3,693.52
32148862	18/10/2022	Geraldton Fuel Company Pty Ltd	Mobil Delvac Modem 15W-40	1	2,263.52	
32153414	25/10/2022	Geraldton Fuel Company Pty Ltd	Delo Torqforce SAE50 Heavy Duty Powershift Transmission Fluid 205L	1	1,430.00	
		Geraldton Fuel Company Pty Ltd Total			4,523.52	4,523.52
13955	21/10/2022	GHD Pty Ltd	Payment	1		2,750.00
112-0138060	30/09/2022	GHD Pty Ltd	Scope of Works	1	2,750.00	
		GHD Pty Ltd Total			2,750.00	2,750.00
13546	07/10/2022	Go Doors Pty Ltd	Payment	1		490.13
102522	05/09/2022	Go Doors Pty Ltd	JD Hardie Centre - External and internal front automatic doors repair	1	490.13	
13981	21/10/2022	Go Doors Pty Ltd	Payment	1		646.98
102527	05/10/2022	Go Doors Pty Ltd	Wanangkura Stadium: Auto door at Wanangkura Stadium repairs	1	646.98	

LIST OF PAYMENTS - Payment detail for month of October 2022

Invoice Number	Date	Name	Description	Bank	Invoice Amount	Payment Amount
14224	28/10/2022	Go Doors Pty Ltd	Payment	1		785.74
103124	19/10/2022	Go Doors Pty Ltd	Rectifying JD Hardie internal sliding doors	1	242.00	
103125	19/10/2022	Go Doors Pty Ltd	Supply & Install new door read switch sensors at JD Hardie	1	543.74	
Go Doors Pty Ltd Total					1,922.85	1,922.85
13608	07/10/2022	goEscape Pty Ltd	Payment	1		5,295.42
NV-9483	07/09/2022	goEscape Pty Ltd	Wanangkura stadium - in line circuiting pumps needing to be completed.	1	1,484.75	
NV-9644	21/09/2022	goEscape Pty Ltd	Attend and replace all lights not working at JABAT.	1	2,820.19	
NV-9672	22/09/2022	goEscape Pty Ltd	Electrical repairs	1	452.43	
NV-9609	28/09/2022	goEscape Pty Ltd	Attend and Test Tag Items as Requested	1	188.52	
NV-9402	29/09/2022	goEscape Pty Ltd	Electrical repairs	1	139.81	
NV-9736	29/09/2022	goEscape Pty Ltd	Electrical repairs	1	209.72	
14088	21/10/2022	goEscape Pty Ltd	Payment	1		7,396.55
NV-9764	03/10/2022	goEscape Pty Ltd	Electric oven failure, investigation carried out. Remove old oven, supply and install new oven	1	1,189.19	
NV-9688	07/10/2022	goEscape Pty Ltd	Remove and dispose of faulty undersized air-conditioner	1	4,612.14	
NV-9857	11/10/2022	goEscape Pty Ltd	Fill line repairs	1	638.00	
NV-9885	13/10/2022	goEscape Pty Ltd	SHAC male toilet flush button repairs	1	159.50	
NV-9887	14/10/2022	goEscape Pty Ltd	Plumbing for main toilet fixed	1	797.72	
14325	28/10/2022	goEscape Pty Ltd	Payment	1		3,365.80
NV-9705	20/10/2022	goEscape Pty Ltd	Burst water pipe at Civic Centre back gardens	1	301.86	
NV-9943	20/10/2022	goEscape Pty Ltd	Electrical repairs	1	328.91	
NV-9960	21/10/2022	goEscape Pty Ltd	Rectifying leak in laundry tap	1	274.79	
NV-9990	26/10/2022	goEscape Pty Ltd	Repairs to fill line at Marquee park	1	2,460.24	
goEscape Pty Ltd Total					16,067.77	16,067.77
13543	07/10/2022	Goldline Distributors	Payment	1		3,098.06
56839120.BRO	28/09/2022	Goldline Distributors	Food order for SHAC	1	1,882.30	
56839121.BRO	28/09/2022	Goldline Distributors	GAC kiosk order	1	1,215.76	
13967	21/10/2022	Goldline Distributors	Payment	1		4,872.83
56696658.BRO	13/09/2022	Goldline Distributors	Consumables	1	914.33	
56894314.BRO	04/10/2022	Goldline Distributors	SHAC - Kiosk	1	1,464.77	
56894315.BRO	04/10/2022	Goldline Distributors	GAC - Kiosk	1	804.83	
56969047.BRO	11/10/2022	Goldline Distributors	SHAC - Kiosk	1	1,688.90	
14212	28/10/2022	Goldline Distributors	Payment	1		43.60

LIST OF PAYMENTS - Payment detail for month of October 2022

Invoice Number	Date	Name	Description	Bank	Invoice Amount	Payment Amount
57041106.BRO	18/10/2022	Goldline Distributors	SHAC - Kiosk	1	43.60	
		Goldline Distributors Total			8,014.49	8,014.49
13501	07/10/2022	Grace Removals Group	Payment	1		4,783.28
2401303789	19/08/2022	Grace Removals Group	Relocation	1	4,783.28	
		Grace Removals Group Total			4,783.28	4,783.28
13538	07/10/2022	Grant Voss	Payment	1		743.50
24FP_19092022	19/09/2022	Grant Voss	Reimbursement of travel costs for attending 2022 Waste & Recycle Conference	1	743.50	
		Grant Voss Total			743.50	743.50
14116	21/10/2022	Hayley Thompson T/a Djookan Djilba Art	Payment	1		2,805.00
3009	22/08/2022	Hayley Thompson T/a Djookan Djilba Art	Art workshop	1	880.00	
3012	07/10/2022	Hayley Thompson T/a Djookan Djilba Art	50% deposit - 10 week Aboriginal art program - Term 4 at JD Hardie	1	1,925.00	
		Hayley Thompson T/a Djookan Djilba Art Total			2,805.00	2,805.00
13941	21/10/2022	Hays Personnel Services (Australia) Pty Ltd	Payment	1		20,454.81
30038614	11/10/2022	Hays Personnel Services (Australia) Pty Ltd	Recruitment of DCP78 Project Manager IT Systems	1	20,454.81	
		Hays Personnel Services (Australia) Pty Ltd Total			20,454.81	20,454.81
13561	07/10/2022	Heatley Sales Pty Ltd T/a Skipper Transport Parts	Payment	1		778.99
267531	13/09/2022	Heatley Sales Pty Ltd T/a Skipper Transport Parts	Parts	1	751.49	
267593	15/09/2022	Heatley Sales Pty Ltd T/a Skipper Transport Parts	Freight	1	27.50	
14010	21/10/2022	Heatley Sales Pty Ltd T/a Skipper Transport Parts	Payment	1		1,511.57
267964	30/09/2022	Heatley Sales Pty Ltd T/a Skipper Transport Parts	Materials and Parts	1	1,511.57	
14253	28/10/2022	Heatley Sales Pty Ltd T/a Skipper Transport Parts	Payment	1		1,174.61
268155	06/10/2022	Heatley Sales Pty Ltd T/a Skipper Transport Parts	Little Trees Card of 60 Units	1	778.47	
268400	14/10/2022	Heatley Sales Pty Ltd T/a Skipper Transport Parts	Parts	1	248.69	
268487	17/10/2022	Heatley Sales Pty Ltd T/a Skipper Transport Parts	Parts	1	147.45	
268487	17/10/2022	Heatley Sales Pty Ltd T/a Skipper Transport Parts	Parts	1	200.52	
268487	17/10/2022	Heatley Sales Pty Ltd T/a Skipper Transport Parts	Parts	1	200.52	
21857	20/10/2022	Heatley Sales Pty Ltd T/a Skipper Transport Parts	Credit for INV#O68487	1	401.04	
		Heatley Sales Pty Ltd T/a Skipper Transport Parts Total			3,465.17	3,465.17
13985	21/10/2022	Hedland Auto Electrics	Payment	1		2,776.05
20824	19/09/2022	Hedland Auto Electrics	Vehicle repairs	1	2,776.05	
14228	28/10/2022	Hedland Auto Electrics	Payment	1		670.51
20994	14/10/2022	Hedland Auto Electrics	Vehicle repairs	1	670.51	

LIST OF PAYMENTS - Payment detail for month of October 2022

Invoice Number	Date	Name	Description	Bank	Invoice Amount	Payment Amount
Hedland Auto Electrics Total					3,446.56	3,446.56
3503	07/10/2022	Hedland Bus Lines	Payment	1		247.50
195	28/09/2022	Hedland Bus Lines	Transport for 28th September OWLS - PH Library	1	247.50	
3901	21/10/2022	Hedland Bus Lines	Payment	1		990.00
123	15/08/2022	Hedland Bus Lines	Hedland bus lines 15/08/2022 for SALT	1	110.00	
125	19/08/2022	Hedland Bus Lines	Hedland bus 19/08/2022 for SALT.	1	110.00	
126	05/09/2022	Hedland Bus Lines	Hedland bus lines 05/09/2022 for SALT	1	110.00	
127	06/09/2022	Hedland Bus Lines	Hedland bus lines 06/09/2022 for SALT	1	110.00	
128	09/09/2022	Hedland Bus Lines	Hedland bus lines 09/09/2022 for SALT	1	110.00	
129	12/09/2022	Hedland Bus Lines	Hedland bus lines 12/09/2022 for SALT	1	110.00	
130	13/09/2022	Hedland Bus Lines	Hedland bus lines 13/09/2022 for SALT	1	110.00	
131	16/09/2022	Hedland Bus Lines	Hedland bus lines 16/09/2022 for SALT	1	110.00	
132	19/09/2022	Hedland Bus Lines	Hedland bus lines 19/09/2022 for SALT	1	110.00	
4143	28/10/2022	Hedland Bus Lines	Payment	1		220.00
124	16/08/2022	Hedland Bus Lines	SALT Transportation Aug 16th 2022	1	110.00	
133	20/09/2022	Hedland Bus Lines	SALT Transportation Sept 20th 2022	1	110.00	
Hedland Bus Lines Total					1,467.50	1,467.50
3505	07/10/2022	Hedland Emporium & Office Supplies	Payment	1		2,737.90
350993	13/09/2022	Hedland Emporium & Office Supplies	Office Furniture	1	1,992.00	
351163	15/09/2022	Hedland Emporium & Office Supplies	Stationary	1	206.80	
351265	16/09/2022	Hedland Emporium & Office Supplies	Office Chair	1	539.10	
3904	21/10/2022	Hedland Emporium & Office Supplies	Payment	1		8,126.84
352057	26/09/2022	Hedland Emporium & Office Supplies	Whiteboard	1	119.00	
352273	28/09/2022	Hedland Emporium & Office Supplies	Stationary	1	29.94	
352722	03/10/2022	Hedland Emporium & Office Supplies	Stationary	1	199.90	
352792	04/10/2022	Hedland Emporium & Office Supplies	Furnishing - staff housing	1	7,778.00	
4146	28/10/2022	Hedland Emporium & Office Supplies	Payment	1		553.96
350435	07/09/2022	Hedland Emporium & Office Supplies	Stationary	1	406.47	
352357	29/09/2022	Hedland Emporium & Office Supplies	Stationary	1	29.80	
353319	10/10/2022	Hedland Emporium & Office Supplies	Stationary	1	39.19	
353532	13/10/2022	Hedland Emporium & Office Supplies	Stationary	1	78.50	
Hedland Emporium & Office Supplies Total					11,418.70	11,418.70

LIST OF PAYMENTS - Payment detail for month of October 2022

Invoice Number	Date	Name	Description	Bank	Invoice Amount	Payment Amount
4025	21/10/2022	Hedland Harbour Industries Pty Ltd	Payment	1		4,862.00
TOPH0122	09/10/2022	Hedland Harbour Industries Pty Ltd	Wise Terrace - Container relocation	1	4,862.00	
		Hedland Harbour Industries Pty Ltd Total			4,862.00	4,862.00
3544	07/10/2022	Hedland Mobile Windscreens	Payment	1		220.00
32970	09/09/2022	Hedland Mobile Windscreens	Cut and Fit Mirrors to Left Hand Side Viewing Frames	1	220.00	
3972	21/10/2022	Hedland Mobile Windscreens	Payment	1		1,155.00
33305	03/10/2022	Hedland Mobile Windscreens	Stone Chip Repair on a 2020 TOYOTA HILUX GUN126R 4DR	1	110.00	
33308	04/10/2022	Hedland Mobile Windscreens	Universal Mirror Patch With Third Sunvisor 2019 Isuzu D-max	1	495.00	
33341	05/10/2022	Hedland Mobile Windscreens	Supply and Install Rear Right Hand Door Glass on a 2005 Nissan Navara	1	550.00	
4215	28/10/2022	Hedland Mobile Windscreens	Payment	1		3,501.15
33384	07/10/2022	Hedland Mobile Windscreens	Windscreen repairs	1	1,270.00	
33453	13/10/2022	Hedland Mobile Windscreens	Windscreen repairs	1	220.00	
33514	17/10/2022	Hedland Mobile Windscreens	Windscreen repairs	1	1,270.00	
33611	24/10/2022	Hedland Mobile Windscreens	Windscreen repairs	1	741.15	
		Hedland Mobile Windscreens Total			4,876.15	4,876.15
4240	28/10/2022	Hedland Panel & Paint Pty Ltd	Payment	1		2,338.96
3844	07/10/2022	Hedland Panel & Paint Pty Ltd	Repairs To Ph27575 / Lv20-157	1	2,338.96	
		Hedland Panel & Paint Pty Ltd Total			2,338.96	2,338.96
3579	07/10/2022	Hedland Psychologists	Payment	1		495.00
335262251	12/09/2022	Hedland Psychologists	EAP Service	1	247.50	
342529241	21/09/2022	Hedland Psychologists	Hedland Psychologist Ongoing Services	1	247.50	
4280	28/10/2022	Hedland Psychologists	Payment	1		866.25
328788941	05/09/2022	Hedland Psychologists	EAP Services	1	247.50	
350182041	07/10/2022	Hedland Psychologists	EAP Services	1	618.75	
		Hedland Psychologists Total			1,361.25	1,361.25
4231	28/10/2022	Hedland Well Women's Centre Inc	Payment	1		202.50
RFP_07102022	07/10/2022	Hedland Well Women's Centre Inc	Refund of payment for cancelled hire of CMP 19/03/22	1	202.50	
		Hedland Well Women's Centre Inc Total			202.50	202.50
4268	28/10/2022	Helpcon Enterprises Pty Ltd	Payment	1		167,365.00
1901	03/10/2022	Helpcon Enterprises Pty Ltd	Fabrication of 2 x concrete footings for Radar Speed signs ToPH Depot Yard	1	6,072.00	
1904	03/10/2022	Helpcon Enterprises Pty Ltd	Civil Works - Drain and Road Repairs	1	142,857.00	
1910	19/10/2022	Helpcon Enterprises Pty Ltd	Stocker Street - Civil Works	1	18,436.00	

LIST OF PAYMENTS - Payment detail for month of October 2022

rence Number	Date	Name	Description	Bank	Invoice Amount	Payment Amount
Helpcon Enterprises Pty Ltd Total					167,365.00	167,365.00
4227	28/10/2022	Herbert Smith Freehills	Payment	1		5,797.55
31030667	30/09/2022	Herbert Smith Freehills	Legal Services	1	5,797.55	
Herbert Smith Freehills Total					5,797.55	5,797.55
4322	28/10/2022	Hersey's Safety Pty Ltd	Payment	1		1,250.08
17750	17/10/2022	Hersey's Safety Pty Ltd	Parts & Materials	1	1,250.08	
Hersey's Safety Pty Ltd Total					1,250.08	1,250.08
3981.10	11/10/2022	HESTA Super Fund	Payment	1		2,278.67
DEDUCTION	11/10/2022	HESTA Super Fund	Payroll Deductions	1	89.27	
SUPER	11/10/2022	HESTA Super Fund	Superannuation Contributions	1	2,074.21	
DEDUCTION	11/10/2022	HESTA Super Fund	Payroll Deductions	1	92.88	
DEDUCTION	11/10/2022	HESTA Super Fund	Payroll Deductions	1	22.31	
4045.10	25/10/2022	HESTA Super Fund	Payment	1		2,426.30
DEDUCTION	25/10/2022	HESTA Super Fund	Payroll Deductions	1	85.80	
SUPER	25/10/2022	HESTA Super Fund	Superannuation Contributions	1	2,213.35	
DEDUCTION	25/10/2022	HESTA Super Fund	Payroll Deductions	1	92.88	
DEDUCTION	25/10/2022	HESTA Super Fund	Payroll Deductions	1	34.27	
HESTA Super Fund Total					4,704.97	4,704.97
3591	07/10/2022	HFM Asset Management Pty Ltd	Payment	1		7,738.50
20966	16/09/2022	HFM Asset Management Pty Ltd	1. Solar Specification for Depot, Gratwick Pool, JD Hardie, SHISH, Waste Disposal Facility & Civic Centre	1	7,738.50	
HFM Asset Management Pty Ltd Total					7,738.50	7,738.50
3635	14/10/2022	Hocking Planning And Architecture Pty Ltd	Payment	1		34,996.50
NV-4423	03/10/2022	Hocking Planning And Architecture Pty Ltd	Progress claim no. 01 for Len Taplin Upgrade - Detail Design and Tender Preparation	1	34,996.50	
Hocking Planning And Architecture Pty Ltd Total					34,996.50	34,996.50
3531	07/10/2022	Hodford Tek Pty Ltd t/as Pirtek Port Hedland	Payment	1		5,685.78
PH-T00064968	17/09/2022	Hodford Tek Pty Ltd t/as Pirtek Port Hedland	Change Out Hoses On Compactor	1	5,685.78	
3945	21/10/2022	Hodford Tek Pty Ltd t/as Pirtek Port Hedland	Payment	1		390.42
PH-T00065354	05/10/2022	Hodford Tek Pty Ltd t/as Pirtek Port Hedland	1 x hose assembly	1	390.42	
4192	28/10/2022	Hodford Tek Pty Ltd t/as Pirtek Port Hedland	Payment	1		297.65
PH-T00065781	21/10/2022	Hodford Tek Pty Ltd t/as Pirtek Port Hedland	Consumables	1	297.65	
Hodford Tek Pty Ltd t/as Pirtek Port Hedland Total					6,373.85	6,373.85
4188	28/10/2022	Hodge Collard Preston Architects	Payment	1		9,383.86

LIST OF PAYMENTS - Payment detail for month of October 2022

Invoice Number	Date	Name	Description	Bank	Invoice Amount	Payment Amount
182027	30/09/2022	Hodge Collard Preston Architects	Professional services	1	6,918.48	
722027	30/09/2022	Hodge Collard Preston Architects	Professional services	1	2,465.38	
Hodge Collard Preston Architects Total					9,383.86	9,383.86
14097	21/10/2022	Hollie Bowd	Payment	1		96.88
146188	10/10/2022	Hollie Bowd	Reimbursement of electricity	1	96.88	
Hollie Bowd Total					96.88	96.88
13530	07/10/2022	Horizon Power	Payment	1		2,210.79
161715	27/09/2022	Horizon Power	Power charges	1	905.23	
118694	27/09/2022	Horizon Power	Power charges	1	484.28	
127504	27/09/2022	Horizon Power	Power charges	1	412.73	
179569	27/09/2022	Horizon Power	Power charges	1	408.55	
13943	21/10/2022	Horizon Power	Payment	1		102,732.93
146077	20/09/2022	Horizon Power	Power charges	1	218.87	
147958	23/09/2022	Horizon Power	Power charges	1	159.69	
146077	27/09/2022	Horizon Power	Power charges	1	31.60	
128238	28/09/2022	Horizon Power	Power charges	1	320.40	
169581	30/09/2022	Horizon Power	Power charges	1	225.39	
173354	30/09/2022	Horizon Power	Power charges	1	72,452.35	
110142	03/10/2022	Horizon Power	Power charges	1	23,861.55	
136282	05/10/2022	Horizon Power	Power charges	1	75.04	
141671	05/10/2022	Horizon Power	Power charges	1	256.67	
150823	05/10/2022	Horizon Power	Power charges	1	592.56	
117495	05/10/2022	Horizon Power	Power charges	1	1,728.47	
1300268	05/10/2022	Horizon Power	Power charges	1	197.19	
1367155	05/10/2022	Horizon Power	Power charges	1	469.47	
1349562	06/10/2022	Horizon Power	Power charges	1	111.91	
1307126	06/10/2022	Horizon Power	Power charges	1	99.59	
1328238	07/10/2022	Horizon Power	Power charges	1	373.39	
1346714	10/10/2022	Horizon Power	Power charges	1	439.38	
1350360	10/10/2022	Horizon Power	Power charges	1	220.62	
1366751	11/10/2022	Horizon Power	Power charges	1	200.50	
1346712	12/10/2022	Horizon Power	Power charges	1	274.63	

LIST OF PAYMENTS - Payment detail for month of October 2022

Invoice Number	Date	Name	Description	Bank	Invoice Amount	Payment Amount
351273	12/10/2022	Horizon Power	Power charges	1	320.60	
342527	14/10/2022	Horizon Power	Power charges	1	103.06	
34191	28/10/2022	Horizon Power	Payment	1		134,513.45
133872	18/10/2022	Horizon Power	Power charges	1	3,497.44	
188091	18/10/2022	Horizon Power	Power charges	1	3,471.91	
208114	18/10/2022	Horizon Power	Power charges	1	3,466.65	
209022	18/10/2022	Horizon Power	Power charges	1	3,792.02	
227817	18/10/2022	Horizon Power	Power charges	1	23,297.74	
248536	18/10/2022	Horizon Power	Power charges	1	13,002.52	
261715	18/10/2022	Horizon Power	Power charges	1	772.99	
265447	18/10/2022	Horizon Power	Power charges	1	11,748.18	
293178	18/10/2022	Horizon Power	Power charges	1	7,546.11	
293835	18/10/2022	Horizon Power	Power charges	1	587.66	
297225	18/10/2022	Horizon Power	Power charges	1	73.31	
338773	18/10/2022	Horizon Power	Power charges	1	4,317.15	
367245	18/10/2022	Horizon Power	Power charges	1	1,401.64	
382316	18/10/2022	Horizon Power	Power charges	1	1,654.64	
330115	18/10/2022	Horizon Power	Power charges	1	190.07	
347660	18/10/2022	Horizon Power	Power charges	1	426.89	
3510143	18/10/2022	Horizon Power	Power charges	1	42,222.72	
336806	18/10/2022	Horizon Power	Power charges	1	11,246.26	
340502	18/10/2022	Horizon Power	Power charges	1	264.79	
3114417	18/10/2022	Horizon Power	Power charges	1	130.49	
332391	18/10/2022	Horizon Power	Power charges	1	179.59	
343919	19/10/2022	Horizon Power	Power charges	1	723.28	
346709	25/10/2022	Horizon Power	Power charges	1	395.64	
3116837	25/10/2022	Horizon Power	Power charges	1	103.76	
Horizon Power Total					239,467.17	239,467.17
333504	07/10/2022	Hospitality Inn	Payment	1		2,977.00
3120298	29/09/2022	Hospitality Inn	Accommodation for Consultant - OneConnect Training Facilitator	1	2,977.00	
333902	21/10/2022	Hospitality Inn	Payment	1		1,736.00
3118779	22/08/2022	Hospitality Inn	Facilitator Accommodation for Hedland Community Safety Advisory Forum	1	199.00	

LIST OF PAYMENTS - Payment detail for month of October 2022

rence Number	Date	Name	Description	Bank	Invoice Amount	Payment Amount
119487	09/09/2022	Hospitality Inn	Accommodation - Councillor Workshop on SHISH Masterplan	1	229.00	
120611	07/10/2022	Hospitality Inn	Meals & Accommodation Rates Consultant	1	1,308.00	
14144	28/10/2022	Hospitality Inn	Payment	1		229.00
121258	25/10/2022	Hospitality Inn	Accommodation 04.11 to 05.11.2023	1	229.00	
		Hospitality Inn Total			4,942.00	4,942.00
3981.35	11/10/2022	HostPlus Superannuation Fund	Payment	1		8,876.69
DEDUCTION	11/10/2022	HostPlus Superannuation Fund	Payroll Deductions	1	95.39	
DEDUCTION	11/10/2022	HostPlus Superannuation Fund	Payroll Deductions	1	98.28	
DEDUCTION	11/10/2022	HostPlus Superannuation Fund	Payroll Deductions	1	219.81	
DEDUCTION	11/10/2022	HostPlus Superannuation Fund	Payroll Deductions	1	166.26	
DEDUCTION	11/10/2022	HostPlus Superannuation Fund	Payroll Deductions	1	310.00	
DEDUCTION	11/10/2022	HostPlus Superannuation Fund	Payroll Deductions	1	23.92	
SUPER	11/10/2022	HostPlus Superannuation Fund	Superannuation Contributions	1	7,367.45	
DEDUCTION	11/10/2022	HostPlus Superannuation Fund	Payroll Deductions	1	411.96	
DEDUCTION	11/10/2022	HostPlus Superannuation Fund	Payroll Deductions	1	183.62	
4045.36	25/10/2022	HostPlus Superannuation Fund	Payment	1		9,720.17
DEDUCTION	25/10/2022	HostPlus Superannuation Fund	Payroll Deductions	1	93.60	
DEDUCTION	25/10/2022	HostPlus Superannuation Fund	Payroll Deductions	1	98.28	
DEDUCTION	25/10/2022	HostPlus Superannuation Fund	Payroll Deductions	1	219.81	
DEDUCTION	25/10/2022	HostPlus Superannuation Fund	Payroll Deductions	1	166.26	
DEDUCTION	25/10/2022	HostPlus Superannuation Fund	Payroll Deductions	1	205.51	
DEDUCTION	25/10/2022	HostPlus Superannuation Fund	Payroll Deductions	1	310.00	
SUPER	25/10/2022	HostPlus Superannuation Fund	Superannuation Contributions	1	7,974.12	
DEDUCTION	25/10/2022	HostPlus Superannuation Fund	Payroll Deductions	1	51.19	
DEDUCTION	25/10/2022	HostPlus Superannuation Fund	Payroll Deductions	1	601.40	
		HostPlus Superannuation Fund Total			18,596.86	18,596.86
13954	21/10/2022	House of Tickets	Payment	1		215.00
NV-0009	15/09/2022	House of Tickets	Tickets - September 2022	1	215.00	
		House of Tickets Total			215.00	215.00
14082	21/10/2022	IBIS Perth Hotel	Payment	1		240.00
311471	30/09/2022	IBIS Perth Hotel	Accommodation to attend Waterway Analysis Exercise	1	240.00	
		IBIS Perth Hotel Total			240.00	240.00

LIST OF PAYMENTS - Payment detail for month of October 2022

Invoice Number	Date	Name	Description	Bank	Invoice Amount	Payment Amount
13555	07/10/2022	Industrial Automation	Payment	1		2,183.50
SINV-14968	21/09/2022	Industrial Automation	Glass Lane link to Port CBD	1	2,183.50	
13997	21/10/2022	Industrial Automation	Payment	1		11,731.50
SINV-14942	24/08/2022	Industrial Automation	Extra works @ Colin Matheson Oval	1	3,591.50	
SINV-14973	28/09/2022	Industrial Automation	Henk De Graaf for attendance to commissioning for the Skate Park	1	8,140.00	
14237	28/10/2022	Industrial Automation	Payment	1		19,528.30
SINV-14977	03/10/2022	Industrial Automation	VSD replacement at Koombana Park	1	2,539.90	
SINV-14982	19/10/2022	Industrial Automation	SC-IS-SCADA & telephone support fee including software upgrades	1	15,694.80	
SINV-14983	19/10/2022	Industrial Automation	Standpipes - PayPal Access Fee - 12 months access 01 July 2022 to 30 June 2023,	1	1,293.60	
		Industrial Automation Total			33,443.30	33,443.30
14052	21/10/2022	Infocouncil Pty Limited	Payment	1		1,056.00
NFO-202574	26/09/2022	Infocouncil Pty Limited	Consult Work for Infocouncil	1	1,056.00	
		Infocouncil Pty Limited Total			1,056.00	1,056.00
14175	28/10/2022	Informa Australia Pty Ltd	Payment	1		16,500.00
2242646427	01/06/2022	Informa Australia Pty Ltd	Sponsorship, exhibition and services contract for Pilbara Summit 2022 Silver Sponsor package	1	8,250.00	
224244222	29/06/2022	Informa Australia Pty Ltd	Sponsorship, exhibition and services contract for Pilbara Summit 2022 Silver Sponsor package	1	8,250.00	
		Informa Australia Pty Ltd Total			16,500.00	16,500.00
14085	21/10/2022	Initial Hygiene	Payment	1		4,140.68
27414398	14/07/2022	Initial Hygiene	Sanitary bin servicing	1	4,140.68	
14321	28/10/2022	Initial Hygiene	Payment	1		8,281.36
27439497	15/08/2022	Initial Hygiene	Sanitary bin servicing	1	4,140.68	
27464583	14/09/2022	Initial Hygiene	Sanitary bin servicing	1	4,140.68	
		Initial Hygiene Total			12,422.04	12,422.04
13996	21/10/2022	Inlook Holdings Pty Ltd t/as Total Connections	Payment	1		114.68
PH-34169	20/09/2022	Inlook Holdings Pty Ltd t/as Total Connections	Labour - Hydraulics 0.75 Crack gland as requested.	1	114.68	
		Inlook Holdings Pty Ltd t/as Total Connections Total			114.68	114.68
13545	07/10/2022	Inspersata Integrated Systems Pty Ltd	Payment	1		643.50
2850	09/09/2022	Inspersata Integrated Systems Pty Ltd	JD Hardie door repairs	1	643.50	
		Inspersata Integrated Systems Pty Ltd Total			643.50	643.50
14298	28/10/2022	Instant Shade Pty Ltd	Payment	1		57,935.00
14165	21/10/2022	Instant Shade Pty Ltd	9 x umbrellas Nova HD for Yacht Club restoration	1	57,935.00	
		Instant Shade Pty Ltd Total			57,935.00	57,935.00

LIST OF PAYMENTS - Payment detail for month of October 2022

rence Number	Date	Name	Description	Bank	Invoice Amount	Payment Amount
4207	28/10/2022	International Quadratics Pty Ltd	Payment	1		12,710.50
SINV-129475	28/07/2022	International Quadratics Pty Ltd	Storage reels and platforms	1	7,866.65	
SINV-131285	27/09/2022	International Quadratics Pty Ltd	Storage reels and platforms	1	4,843.85	
		International Quadratics Pty Ltd Total			12,710.50	12,710.50
3548	07/10/2022	iSentia Pty Limited	Payment	1		962.50
VN0845660	31/08/2022	iSentia Pty Limited	Media Services Fee - In Advance for the period 01/09/2022 to 30/09/2022	1	962.50	
		iSentia Pty Limited Total			962.50	962.50
4039	21/10/2022	Ixom Operations Pty Ltd	Payment	1		505.89
579155	30/09/2022	Ixom Operations Pty Ltd	Chlorine drum rental	1	505.89	
4275	28/10/2022	Ixom Operations Pty Ltd	Payment	1		3,755.40
586581	20/10/2022	Ixom Operations Pty Ltd	Chlorine gas cylinder 70 kg for GAC	1	544.50	
586580	20/10/2022	Ixom Operations Pty Ltd	Chlorine gas	1	3,210.90	
		Ixom Operations Pty Ltd Total			4,261.29	4,261.29
3982	21/10/2022	J.D Caffey & Caffey Family Trust t/as Westbooks	Payment	1		11.83
324822	04/10/2021	J.D Caffey & Caffey Family Trust t/as Westbooks	Book for South Library	1	11.83	
		J.D Caffey & Caffey Family Trust t/as Westbooks Total			11.83	11.83
3974	21/10/2022	J.G Abberton And Others T/A Lavan	Payment	1		26,344.01
99026	28/09/2022	J.G Abberton And Others T/A Lavan	Legal Services	1	26,344.01	
		J.G Abberton And Others T/A Lavan Total			26,344.01	26,344.01
4072	21/10/2022	James Watts	Payment	1		1,359.40
12447	27/09/2022	James Watts	Rental Reimbursement for 30.09 to 06.10.2022	1	400.00	
12719	04/10/2022	James Watts	Rental Reimbursement for 07.10 to 13.10.2022	1	400.00	
13038	10/10/2022	James Watts	Utility Allowance for 29.08 to 27.09.22	1	159.40	
13058	11/10/2022	James Watts	Rental Reimbursement for 13.10 to 19.10.2022	1	400.00	
4306	28/10/2022	James Watts	Payment	1		800.00
13362	18/10/2022	James Watts	Rental Reimbursement for 20.10 to 26.10.2022.	1	400.00	
13524	25/10/2022	James Watts	Rental Reimbursement for 28.10 to 03.11.2022	1	400.00	
		James Watts Total			2,159.40	2,159.40
3517	07/10/2022	Jan Gillingham	Payment	1		2,982.10
RFP_30092022	30/09/2022	Jan Gillingham	ICT allowance for September 2022, Elected Member allowance for September 2022	1	2,982.10	
		Jan Gillingham Total			2,982.10	2,982.10
3614	07/10/2022	Jason Keller	Payment	1		2,982.10

LIST OF PAYMENTS - Payment detail for month of October 2022

Reference Number	Date	Name	Description	Bank	Invoice Amount	Payment Amount
RFP_30092022	30/09/2022	Jason Keller	ICT allowance for September 2022, Elected Member allowance for September 2022	1	2,982.10	
13625	10/10/2022	Jason Keller	Payment	3		80.00
11767	10/10/2022	Jason Keller	Election Bond Refund	3	80.00	
		Jason Keller Total			3,062.10	3,062.10
14245	28/10/2022	JB Hi- Fi Group Pty Ltd	Payment	1		1,198.00
3D0944744	12/10/2022	JB Hi- Fi Group Pty Ltd	Uniden UH850S-2TP 5W UHF Waterproof CB Handheld (Tradies Pack of 2)	1	1,198.00	
		JB Hi- Fi Group Pty Ltd Total			1,198.00	1,198.00
14110	21/10/2022	JBS & G Australia Pty Ltd	Payment	1		827.20
16708	30/09/2022	JBS & G Australia Pty Ltd	Strategic Advice for Reuse of Stockpiled Materials from Spoilbank Marina Project.	1	827.20	
		JBS & G Australia Pty Ltd Total			827.20	827.20
13618	07/10/2022	JCM Corporation Pty Ltd T/A Productive Plastics	Payment	1		4,339.50
30056038	08/09/2022	JCM Corporation Pty Ltd T/A Productive Plastics	Chambers Perspex sign of Town logo	1	4,339.50	
		JCM Corporation Pty Ltd T/A Productive Plastics Total			4,339.50	4,339.50
14300	28/10/2022	Jessica Twaddle	Payment	1		278.36
RFP_28092022	28/09/2022	Jessica Twaddle	Reimbursement for Woolworths order	1	101.80	
325429	07/10/2022	Jessica Twaddle	Reimbursement of electricity	1	176.56	
		Jessica Twaddle Total			278.36	278.36
13513	07/10/2022	JH Computer Services Pty Ltd	Payment	1		2,943.60
3000205775-D01	15/09/2022	JH Computer Services Pty Ltd	Computer supplies	1	506.00	
3000205729-D02	16/09/2022	JH Computer Services Pty Ltd	Computer supplies	1	875.60	
3000205625-D02	16/09/2022	JH Computer Services Pty Ltd	Computer supplies	1	1,562.00	
13918	21/10/2022	JH Computer Services Pty Ltd	Payment	1		592.90
3000205780-D02	28/09/2022	JH Computer Services Pty Ltd	Computer supplies	1	592.90	
14161	28/10/2022	JH Computer Services Pty Ltd	Payment	1		3,349.50
3000205626-D02	16/09/2022	JH Computer Services Pty Ltd	Computer supplies	1	896.50	
3000205900-D01	27/09/2022	JH Computer Services Pty Ltd	Computer supplies	1	85.80	
3000206131-D01	14/10/2022	JH Computer Services Pty Ltd	Computer supplies	1	2,367.20	
		JH Computer Services Pty Ltd Total			6,886.00	6,886.00
14090	21/10/2022	Jillanne Myers	Payment	1		1,600.00
16517	14/09/2022	Jillanne Myers	Rent reimbursement from 28/09/22 to 04/10/22	1	400.00	
17243	21/09/2022	Jillanne Myers	Rent reimbursement period from 05/10/22 to 11/10/22	1	400.00	
17823	28/09/2022	Jillanne Myers	Rent reimbursement for 12.10 to 18.10.2022	1	400.00	

LIST OF PAYMENTS - Payment detail for month of October 2022

Invoice Number	Date	Name	Description	Bank	Invoice Amount	Payment Amount
18445	05/10/2022	Jillanne Myers	Rent reimbursement 19.10 to 25.10.2022	1	400.00	
14329	28/10/2022	Jillanne Myers	Payment	1		886.77
18927	12/10/2022	Jillanne Myers	Rent reimbursement 26.10 to 01.11.2022	1	400.00	
19399	19/10/2022	Jillanne Myers	Rent reimbursement 02.11 to 08.11.2022. Final reimbursement	1	400.00	
141810	26/10/2022	Jillanne Myers	Reimbursement of electricity for 24.08 to 25.10.22	1	86.77	
Jillanne Myers Total					2,486.77	2,486.77
14336	28/10/2022	John Meggitt T/A Plexus Town Planning	Payment	1		14,231.25
2022.10	09/10/2022	John Meggitt T/A Plexus Town Planning	Consultant Senior Planner services for September 2022	1	14,231.25	
John Meggitt T/A Plexus Town Planning Total					14,231.25	14,231.25
14354	28/10/2022	Joseph Penipe	Payment	1		1,870.00
20220930	18/10/2022	Joseph Penipe	Videography for JD Hardie Stage 2 Opening	1	1,870.00	
Joseph Penipe Total					1,870.00	1,870.00
14101	21/10/2022	Joyce Uraivan T/A Five Star Cleaning Services	Payment	1		500.00
3035	27/09/2022	Joyce Uraivan T/A Five Star Cleaning Services	Cleaning services	1	500.00	
14340	28/10/2022	Joyce Uraivan T/A Five Star Cleaning Services	Payment	1		690.00
3040	11/10/2022	Joyce Uraivan T/A Five Star Cleaning Services	Cleaning services	1	240.00	
3045	21/10/2022	Joyce Uraivan T/A Five Star Cleaning Services	Cleaning services	1	450.00	
Joyce Uraivan T/A Five Star Cleaning Services Total					1,190.00	1,190.00
14089	21/10/2022	JSB Constructions (Aust) Pty Ltd	Payment	1		48,916.34
22023	25/09/2022	JSB Constructions (Aust) Pty Ltd	Robertson Street Reuse Mainline	1	2,788.50	
22024	25/09/2022	JSB Constructions (Aust) Pty Ltd	Reuse Mainline Flange Repair	1	7,329.80	
22027	10/10/2022	JSB Constructions (Aust) Pty Ltd	Richardson Street Footpath Renewal (Sea-lanes)	1	34,189.04	
22028	11/10/2022	JSB Constructions (Aust) Pty Ltd	Murdoch Drive Shared Path Repair- Tree Removal	1	4,609.00	
14326	28/10/2022	JSB Constructions (Aust) Pty Ltd	Payment	1		317,493.55
22025	26/09/2022	JSB Constructions (Aust) Pty Ltd	Irrigation Works At Marie Marland	1	2,145.00	
22030	12/10/2022	JSB Constructions (Aust) Pty Ltd	Emergency Repairs - trade panel rates	1	26,801.50	
22033	21/10/2022	JSB Constructions (Aust) Pty Ltd	Additional materials for Baler Primary School line replacement	1	5,775.00	
22034	24/10/2022	JSB Constructions (Aust) Pty Ltd	Supply and install 1682 SQM SL 82 Mesh	1	25,902.80	
22035	24/10/2022	JSB Constructions (Aust) Pty Ltd	Verge Infills Daylesford and Steamer	1	256,869.25	
JSB Constructions (Aust) Pty Ltd Total					366,409.89	366,409.89
14050	21/10/2022	Julia Daybell	Payment	1		153.50
RFP_26092022	26/09/2022	Julia Daybell	OWLS Senior outing to Matt Dann Theatre - Tickets and Refreshments	1	141.00	

LIST OF PAYMENTS - Payment detail for month of October 2022

Invoice Number	Date	Name	Description	Bank	Invoice Amount	Payment Amount
RF_P_28092022	28/09/2022	Julia Daybell	OWLS Program morning tea expenses	1	12.50	
		Julia Daybell Total			153.50	153.50
4036	21/10/2022	Julyardi Aboriginal Corporation	Payment	1		550.00
NV-0180	08/09/2022	Julyardi Aboriginal Corporation	Welcome to Country - Alfred Barker - Indigenous Literacy Day	1	550.00	
		Julyardi Aboriginal Corporation Total			550.00	550.00
3957	21/10/2022	Jupps Floorcoverings Port Hedland	Payment	1		3,542.00
PH024123	05/10/2022	Jupps Floorcoverings Port Hedland	Floor coverings	1	3,542.00	
4202	28/10/2022	Jupps Floorcoverings Port Hedland	Payment	1		9,383.00
PH023860	21/10/2022	Jupps Floorcoverings Port Hedland	Supply & Install of Security Screens to 2 x sliding doors and 2 x hinged entry doors	1	9,383.00	
		Jupps Floorcoverings Port Hedland Total			12,925.00	12,925.00
4114	21/10/2022	Kalil Iron Pty Ltd	Payment	1		992.23
806736	13/09/2022	Kalil Iron Pty Ltd	Rates refund		992.23	
		Kalil Iron Pty Ltd Total			992.23	992.23
4121	21/10/2022	Kariyarra Land Aboriginal Corporation	Payment	1		2,272.53
109250	13/10/2022	Kariyarra Land Aboriginal Corporation	Rates refund		17.94	
112760	13/10/2022	Kariyarra Land Aboriginal Corporation	Rates refund		421.35	
805555	13/10/2022	Kariyarra Land Aboriginal Corporation	Rates refund		458.31	
805568	13/10/2022	Kariyarra Land Aboriginal Corporation	Rates refund		458.31	
805581	13/10/2022	Kariyarra Land Aboriginal Corporation	Rates refund		458.31	
805585	13/10/2022	Kariyarra Land Aboriginal Corporation	Rates refund		458.31	
		Kariyarra Land Aboriginal Corporation Total			2,272.53	2,272.53
3999	21/10/2022	Karl Daybell	Payment	1		45.00
RF_P_17102022	17/10/2022	Karl Daybell	Reimbursement for Protective case for Samsung A8 Tablet	1	45.00	
		Karl Daybell Total			45.00	45.00
4318	28/10/2022	Karli Beresford	Payment	1		5,200.00
34644	11/07/2022	Karli Beresford	Rent reimbursement for 19.07 to 25.07.22	1	400.00	
34766	18/07/2022	Karli Beresford	Rent reimbursement for 26.07 to 01.08.2022	1	400.00	
34932	25/07/2022	Karli Beresford	Rent reimbursement for 02.08 to 08.08.2022	1	400.00	
35081	01/08/2022	Karli Beresford	Rent reimbursement for 09.08 to 15.08.2022	1	400.00	
35389	15/08/2022	Karli Beresford	Rent reimbursement for 23.08 to 29.08.2022	1	400.00	
35511	22/08/2022	Karli Beresford	Rent reimbursement for 30.08 to 05.09.2022	1	400.00	
35841	05/09/2022	Karli Beresford	Rent reimbursement for 13.09 to 19.09.2022	1	400.00	

LIST OF PAYMENTS - Payment detail for month of October 2022

Invoice Number	Date	Name	Description	Bank	Invoice Amount	Payment Amount
36004	12/09/2022	Karli Beresford	Rent reimbursement for 20.09 to 26.09.2022	1	400.00	
36178	19/09/2022	Karli Beresford	Rent reimbursement for 27.09 to 03.10.2022	1	400.00	
36311	26/09/2022	Karli Beresford	Rent reimbursement for 04.10 to 10.10.2022	1	400.00	
36473	03/10/2022	Karli Beresford	Rent reimbursement for 11.10 to 17.10.2022	1	400.00	
36620	10/10/2022	Karli Beresford	Rent reimbursement for 18.10 to 24.10.2022	1	400.00	
36781	17/10/2022	Karli Beresford	Rent reimbursement for 25.10 to 31.10.2022	1	400.00	
Karli Beresford Total					5,200.00	5,200.00
4099	21/10/2022	Kate Urquhart	Payment	1		202.40
RFP_10102022	10/10/2022	Kate Urquhart	Reimbursement for Youth Events	1	202.40	
Kate Urquhart Total					202.40	202.40
3565	07/10/2022	Kennards Hire Pty Ltd	Payment	1		4,444.14
24168637	12/09/2022	Kennards Hire Pty Ltd	Hire for Forklift	1	860.64	
24168637	12/09/2022	Kennards Hire Pty Ltd	Hire of Forklift	1	470.00	
24172869	13/09/2022	Kennards Hire Pty Ltd	Fence Hire for Longtom Loop - 30/08/2022 - 12/09/2022	1	1,567.50	
24174088	14/09/2022	Kennards Hire Pty Ltd	Equipment hire	1	1,196.00	
24185402	16/09/2022	Kennards Hire Pty Ltd	Equipment hire	1	350.00	
4017	21/10/2022	Kennards Hire Pty Ltd	Payment	1		1,078.00
24144055	05/09/2022	Kennards Hire Pty Ltd	Shed Hire 31/08/22 to 05/09/22	1	1,078.00	
4261	28/10/2022	Kennards Hire Pty Ltd	Payment	1		2,085.20
24308285	21/10/2022	Kennards Hire Pty Ltd	Excavator hire	1	2,037.20	
24314076	24/10/2022	Kennards Hire Pty Ltd	Platform ladder	1	48.00	
Kennards Hire Pty Ltd Total					7,607.34	7,607.34
4350	28/10/2022	Kestrel Retail Pty Ltd T/A Paperpoint	Payment	1		139.15
NV-5605	25/10/2022	Kestrel Retail Pty Ltd T/A Paperpoint	Materials	1	139.15	
Kestrel Retail Pty Ltd T/A Paperpoint Total					139.15	139.15
4098	21/10/2022	Kim Maddern	Payment	1		85.45
RFP_23092022	23/09/2022	Kim Maddern	Reimbursement of meals during stakeholder engagement in Shire of East Pilbara	1	85.45	
Kim Maddern Total					85.45	85.45
3894	21/10/2022	Kleenheat Gas	Payment	1		101.84
3567867	21/09/2022	Kleenheat Gas	Gas supplies	1	93.50	
3678124	30/09/2022	Kleenheat Gas	Gas supplies	1	8.34	
Kleenheat Gas Total					101.84	101.84

LIST OF PAYMENTS - Payment detail for month of October 2022

Invoice Number	Date	Name	Description	Bank	Invoice Amount	Payment Amount
13496	07/10/2022	Kmart	Payment	1		217.75
114196	19/09/2022	Kmart	Creche Halloween and GAC opening supplies	1	217.75	
13891	21/10/2022	Kmart	Payment	1		1,180.20
114740	28/09/2022	Kmart	Consumables for JD Hardie youth programming	1	427.00	
114683	28/09/2022	Kmart	Linen for staff housing	1	65.50	
114708	28/09/2022	Kmart	Workshop Vacuum	1	99.00	
114948	30/09/2022	Kmart	Esky and Trolley for outside programs and stationary	1	121.50	
115392	06/10/2022	Kmart	Misc. items for kiosk	1	40.00	
115673	10/10/2022	Kmart	Halloween display items	1	140.20	
115970	13/10/2022	Kmart	Decorations for foyer	1	147.00	
116340	17/10/2022	Kmart	Canvas and art supplies for youth programming - Djookan Djilba Art program	1	140.00	
14134	28/10/2022	Kmart	Payment	1		670.00
115889	13/10/2022	Kmart	100L Bean Bags Refill	1	660.00	
116382	18/10/2022	Kmart	Plug to charge irrigation iPad at Depot	1	10.00	
Kmart Total					2,067.95	2,067.95
13515	07/10/2022	Komatsu Australia Pty Ltd	Payment	1		1,400.92
102907553	08/09/2022	Komatsu Australia Pty Ltd	Mechanical repairs	1	1,400.92	
13920	21/10/2022	Komatsu Australia Pty Ltd	Payment	1		3,411.48
102931927	27/09/2022	Komatsu Australia Pty Ltd	Supply service to PVEH150 at Landfill	1	2,261.45	
102933377	28/09/2022	Komatsu Australia Pty Ltd	Grease	1	1,150.03	
14164	28/10/2022	Komatsu Australia Pty Ltd	Payment	1		254.31
102954856	19/10/2022	Komatsu Australia Pty Ltd	Parts	1	254.31	
Komatsu Australia Pty Ltd Total					5,066.71	5,066.71
13949	21/10/2022	Kubala Family Trust T/a Jws Yardworx	Payment	1		1,122.00
10106493	07/10/2022	Kubala Family Trust T/a Jws Yardworx	Equipment repairs	1	1,122.00	
14195	28/10/2022	Kubala Family Trust T/a Jws Yardworx	Payment	1		478.50
10106500	17/10/2022	Kubala Family Trust T/a Jws Yardworx	Equipment repairs	1	478.50	
Kubala Family Trust T/a Jws Yardworx Total					1,600.50	1,600.50
13606	07/10/2022	Laveni F Bennett	Payment	1		2,982.10
1RFP_30092022	30/09/2022	Laveni F Bennett	ICT allowance for September 2022, Elected Member allowance for September 2022	1	2,982.10	
Laveni F Bennett Total					2,982.10	2,982.10
14284	28/10/2022	Lawrence Edward Roberts	Payment	1		5,995.53

LIST OF PAYMENTS - Payment detail for month of October 2022

Reference Number	Date	Name	Description	Bank	Invoice Amount	Payment Amount
1805381	25/10/2022	Lawrence Edward Roberts	Rates refund		5,995.53	
		Lawrence Edward Roberts Total			5,995.53	5,995.53
14077	21/10/2022	Lee-Anne Ober	Payment	1		16,500.00
1018	30/09/2022	Lee-Anne Ober	Rates Modelling & Rates support	1	16,500.00	
		Lee-Anne Ober Total			16,500.00	16,500.00
13613	07/10/2022	Leschenault Excavations Pty Ltd	Payment	1		227,287.50
10093550	21/09/2022	Leschenault Excavations Pty Ltd	Progress claim no. 02 for Wilson Street Shared Path - Earthworks and Drainage,	1	227,287.50	
14341	28/10/2022	Leschenault Excavations Pty Ltd	Payment	1		318,427.37
10093534	31/07/2022	Leschenault Excavations Pty Ltd	Final Grade of Schillaman St Laydown Area to accommodate site drainage.	1	22,478.50	
10093565	30/09/2022	Leschenault Excavations Pty Ltd	Wilson Street Shared Path- Earthworks and Drainage	1	295,948.87	
		Leschenault Excavations Pty Ltd Total			545,714.87	545,714.87
14327	28/10/2022	Level 5 Design Pty Ltd	Payment	1		400.00
1328	06/10/2022	Level 5 Design Pty Ltd	Preparation and attendance at DRP meeting on 04 October 23	1	400.00	
		Level 5 Design Pty Ltd Total			400.00	400.00
13968	21/10/2022	LGIS WA	Payment	1		920,993.68
100-150467	24/08/2022	LGIS WA	Credit for actual wages adjustment for period 30.06.21 to 30.06.2022	1	21,755.65	
100-151889	03/10/2022	LGIS WA	2022-23 LGIS Scheme Protection - Instalment 2	1	942,749.33	
		LGIS WA Total			920,993.68	920,993.68
14122	21/10/2022	Linkforce Procurement	Payment	1		110.40
1FP_07102022	07/10/2022	Linkforce Procurement	Payment of receipt for landfill docket #10212370	1	110.40	
		Linkforce Procurement Total			110.40	110.40
13903	21/10/2022	Local Government Professionals Australia WA	Payment	1		2,700.00
14522	27/09/2022	Local Government Professionals Australia WA	Registration for Full Annual State Conference 2023	1	1,350.00	
14523	27/09/2022	Local Government Professionals Australia WA	Registration for Annual State Conference 2022	1	1,350.00	
14145	28/10/2022	Local Government Professionals Australia WA	Payment	1		24,275.00
14639	12/10/2022	Local Government Professionals Australia WA	Exec Leadership Program September	1	24,275.00	
		Local Government Professionals Australia WA Total			26,975.00	26,975.00
13981.32	11/10/2022	Local Government Super NSW	Payment	1		908.99
1DEDUCTION	11/10/2022	Local Government Super NSW	Payroll Deductions	1	206.59	
1DEDUCTION	11/10/2022	Local Government Super NSW	Payroll Deductions	1	123.95	
1SUPER	11/10/2022	Local Government Super NSW	Superannuation Contributions	1	578.45	
14045.33	25/10/2022	Local Government Super NSW	Payment	1		908.99

LIST OF PAYMENTS - Payment detail for month of October 2022

Invoice Number	Date	Name	Description	Bank	Invoice Amount	Payment Amount
DEDUCTION	25/10/2022	Local Government Super NSW	Payroll Deductions	1	206.59	
DEDUCTION	25/10/2022	Local Government Super NSW	Payroll Deductions	1	123.95	
SUPER	25/10/2022	Local Government Super NSW	Superannuation Contributions	1	578.45	
		Local Government Super NSW Total			1,817.98	1,817.98
3981.22	11/10/2022	Local Government Super Qld	Payment	1		1,056.91
SUPER	11/10/2022	Local Government Super Qld	Superannuation Contributions	1	1,056.91	
4045.23	25/10/2022	Local Government Super Qld	Payment	1		1,056.91
SUPER	25/10/2022	Local Government Super Qld	Superannuation Contributions	1	1,056.91	
		Local Government Super Qld Total			2,113.82	2,113.82
13624	10/10/2022	Lorraine Butson	Payment	3		80.00
11765	10/10/2022	Lorraine Butson	Election Bond Refund	3	80.00	
		Lorraine Butson Total			80.00	80.00
13994	21/10/2022	Los Tres Cleaning Services Pty Ltd	Payment	1		275.00
30003402	13/03/2022	Los Tres Cleaning Services Pty Ltd	Cleaning Services	1	275.00	
14236	28/10/2022	Los Tres Cleaning Services Pty Ltd	Payment	1		5,577.00
30003475	29/05/2022	Los Tres Cleaning Services Pty Ltd	Cleaning Services	1	165.00	
30003476	29/05/2022	Los Tres Cleaning Services Pty Ltd	Cleaning Services	1	220.00	
30003477	30/05/2022	Los Tres Cleaning Services Pty Ltd	Cleaning Services	1	825.00	
30003511	30/06/2022	Los Tres Cleaning Services Pty Ltd	Cleaning Services	1	660.00	
30003531	31/07/2022	Los Tres Cleaning Services Pty Ltd	Cleaning Services	1	825.00	
30003539	08/08/2022	Los Tres Cleaning Services Pty Ltd	Cleaning Services	1	165.00	
30003545	28/08/2022	Los Tres Cleaning Services Pty Ltd	Cleaning Services	1	660.00	
30003572	25/09/2022	Los Tres Cleaning Services Pty Ltd	Cleaning Services	1	660.00	
30003588	12/10/2022	Los Tres Cleaning Services Pty Ltd	Cleaning Services	1	1,397.00	
		Los Tres Cleaning Services Pty Ltd Total			5,862.00	5,862.00
13621	07/10/2022	Love Services Pty Ltd	Payment	1		495.00
200031	30/09/2022	Love Services Pty Ltd	Repayment of creditors payment	1	495.00	
		Love Services Pty Ltd Total			495.00	495.00
14117	21/10/2022	M.J Jenkinds & I.P Salter T/A Head Over Heels	Payment	1		1,000.00
DE975C0C-0001	23/09/2022	M.J Jenkinds & I.P Salter T/A Head Over Heels	Head over Heels - Circus Workshop - 20 August 2022 - Bringing Wise Terrace to Life	1	1,000.00	
		M.J Jenkinds & I.P Salter T/A Head Over Heels Total			1,000.00	1,000.00
14051	21/10/2022	M2M One Pty Ltd	Payment	1		18.70

LIST OF PAYMENTS - Payment detail for month of October 2022

Invoice Number	Date	Name	Description	Bank	Invoice Amount	Payment Amount
161632-22132	03/10/2022	M2M One Pty Ltd	October 2022 - Cost to cover emergency phone costs in the lifts	1	18.70	
		M2M One Pty Ltd Total			18.70	18.70
14200	28/10/2022	Madman Entertainment Pty Ltd.	Payment	1		605.00
N1001579	29/09/2022	Madman Entertainment Pty Ltd.	Bosch & Rockit	1	220.00	
N1003141	07/10/2022	Madman Entertainment Pty Ltd.	Dragon Ball Super: Super Hero	1	385.00	
		Madman Entertainment Pty Ltd. Total			605.00	605.00
13523	07/10/2022	Major Motors Pty Ltd	Payment	1		428,316.94
1254564	09/09/2022	Major Motors Pty Ltd	Supply and Delivery of HR Tipper Truck	1	214,158.47	
1254572	09/09/2022	Major Motors Pty Ltd	Supply and Delivery of HR Tipper Truck	1	214,158.47	
		Major Motors Pty Ltd Total			428,316.94	428,316.94
14283	28/10/2022	MAMMOET AUSTRALIA PTY LTD	Payment	1		200.00
RFP_25102022	25/10/2022	MAMMOET AUSTRALIA PTY LTD	Overpayment of Sponsorship invoice 86880	1	200.00	
		MAMMOET AUSTRALIA PTY LTD Total			200.00	200.00
13567	07/10/2022	Mandalay Technologies Pty Ltd T/A NAUS Waste Intelligence	Payment	1		2,420.00
NV-6631	08/09/2022	Mandalay Technologies Pty Ltd T/A NAUS Waste Intelligence	Mandalay Weighbridge CS Administration, Ticketing & Report Training	1	2,420.00	
14027	21/10/2022	Mandalay Technologies Pty Ltd T/A NAUS Waste Intelligence	Payment	1		13,770.05
NV-6719	26/09/2022	Mandalay Technologies Pty Ltd T/A NAUS Waste Intelligence	Subscription Renewal 1 October 2022- 30th September 2023	1	13,770.05	
		Mandalay Technologies Pty Ltd T/A NAUS Waste Intelligence Total			16,190.05	16,190.05
13534	07/10/2022	Mandurah Safety & Training Services	Payment	1		1,617.00
10052364	15/09/2022	Mandurah Safety & Training Services	Asbestos Awareness group training	1	1,617.00	
13951	21/10/2022	Mandurah Safety & Training Services	Payment	1		1,686.00
10052766	12/09/2022	Mandurah Safety & Training Services	White Card training	1	69.00	
10052948	21/09/2022	Mandurah Safety & Training Services	Safe Tilt up Work Training,	1	1,617.00	
14198	28/10/2022	Mandurah Safety & Training Services	Payment	1		1,617.00
10053129	19/10/2022	Mandurah Safety & Training Services	Identify Requirements For Safe Precase And Tilt Up Work	1	1,617.00	
		Mandurah Safety & Training Services Total			4,920.00	4,920.00
14006	21/10/2022	Marketforce Pty Ltd	Payment	1		1,564.48
10151	01/09/2022	Marketforce Pty Ltd	Early settlement discount	1	54.53	
15320	28/09/2022	Marketforce Pty Ltd	Advertising fees	1	241.91	
15321	28/09/2022	Marketforce Pty Ltd	Advertising fees	1	241.91	
15318	28/09/2022	Marketforce Pty Ltd	Advertising fees	1	241.91	
15319	28/09/2022	Marketforce Pty Ltd	Advertising fees	1	241.91	

LIST OF PAYMENTS - Payment detail for month of October 2022

Invoice Number	Date	Name	Description	Bank	Invoice Amount	Payment Amount
15317	28/09/2022	Marketforce Pty Ltd	Advertising fees	1	241.91	
15323	28/09/2022	Marketforce Pty Ltd	Advertising fees	1	429.96	
10319	03/10/2022	Marketforce Pty Ltd	Early settlement discount	1	-	20.50
14247	28/10/2022	Marketforce Pty Ltd	Payment	1		2,384.74
195105	01/06/2022	Marketforce Pty Ltd	Early settlement discount	1	-	82.61
15322	28/09/2022	Marketforce Pty Ltd	Advertising fees	1	444.49	
15453	18/10/2022	Marketforce Pty Ltd	Advertising fees	1	241.91	
15454	18/10/2022	Marketforce Pty Ltd	Advertising fees	1	241.91	
15455	18/10/2022	Marketforce Pty Ltd	Advertising fees	1	429.96	
15456	18/10/2022	Marketforce Pty Ltd	Advertising fees	1	444.49	
15722	26/10/2022	Marketforce Pty Ltd	Advertising fees	1	241.91	
15723	26/10/2022	Marketforce Pty Ltd	Advertising fees	1	422.68	
		Marketforce Pty Ltd Total			3,949.22	3,949.22
14288	28/10/2022	Marque Haus	Payment	1		3,634.39
19925	08/07/2022	Marque Haus	Unisex Adults Plain Breezeway Micromesh Tee	1	3,634.39	
		Marque Haus Total			3,634.39	3,634.39
14295	28/10/2022	Matthew Cordery	Payment	1		768.00
105067	05/05/2022	Matthew Cordery	Reimbursement of electricity 04.03 to 04.05.2022	1	768.00	
		Matthew Cordery Total			768.00	768.00
13630	13/10/2022	Maxxia Salary Packaging	Payment	1		7,097.85
DEDUCTION	11/10/2022	Maxxia Salary Packaging	Payroll Deductions		5,013.65	
DEDUCTION	11/10/2022	Maxxia Salary Packaging	Payroll Deductions		2,084.20	
14132	27/10/2022	Maxxia Salary Packaging	Payment	1		7,917.44
DEDUCTION	25/10/2022	Maxxia Salary Packaging	Payroll Deductions		5,429.69	
DEDUCTION	25/10/2022	Maxxia Salary Packaging	Payroll Deductions		2,487.75	
		Maxxia Salary Packaging Total			15,015.29	15,015.29
13511	07/10/2022	McLeods Barristers & Solicitors	Payment	1		3,841.46
125087	30/06/2022	McLeods Barristers & Solicitors	Legal Services	1	3,399.78	
126018	31/08/2022	McLeods Barristers & Solicitors	Legal Services	1	441.68	
13914	21/10/2022	McLeods Barristers & Solicitors	Payment	1		19,245.64
126020	31/08/2022	McLeods Barristers & Solicitors	Legal Services	1	552.10	
126448	30/09/2022	McLeods Barristers & Solicitors	Legal Services	1	3,699.04	

LIST OF PAYMENTS - Payment detail for month of October 2022

Invoice Number	Date	Name	Description	Bank	Invoice Amount	Payment Amount
126450	30/09/2022	McLeods Barristers & Solicitors	Legal Services	1	2,318.80	
126476	30/09/2022	McLeods Barristers & Solicitors	Legal Services	1	6,850.13	
126342	30/09/2022	McLeods Barristers & Solicitors	Legal Services	1	288.20	
126447	30/09/2022	McLeods Barristers & Solicitors	Legal Services	1	1,821.92	
126449	30/09/2022	McLeods Barristers & Solicitors	Legal Services	1	1,700.00	
126449	30/09/2022	McLeods Barristers & Solicitors	Legal Services	1	1,136.01	
126446	30/09/2022	McLeods Barristers & Solicitors	Legal Services	1	879.44	
14159	28/10/2022	McLeods Barristers & Solicitors	Payment	1		10,319.17
126123	27/09/2022	McLeods Barristers & Solicitors	Legal Services	1	1,051.82	
126129	27/09/2022	McLeods Barristers & Solicitors	Legal Services	1	1,051.82	
126173	28/09/2022	McLeods Barristers & Solicitors	Legal Services	1	456.50	
126174	28/09/2022	McLeods Barristers & Solicitors	Legal Services	1	865.31	
126175	28/09/2022	McLeods Barristers & Solicitors	Legal Services	1	754.20	
126312	29/09/2022	McLeods Barristers & Solicitors	Legal Services	1	731.91	
126520	30/09/2022	McLeods Barristers & Solicitors	Legal Services	1	5,407.61	
McLeods Barristers & Solicitors Total					33,406.27	33,406.27
13963	21/10/2022	McMullen Nolan Group Pty Ltd	Payment	1		907.50
117172	30/09/2022	McMullen Nolan Group Pty Ltd	Amendment to BAL report	1	907.50	
McMullen Nolan Group Pty Ltd Total					907.50	907.50
13594	07/10/2022	MDM Entertainment Pty Ltd	Payment	1		156.70
10001285	25/08/2022	MDM Entertainment Pty Ltd	DVD standing order	1	156.70	
14073	21/10/2022	MDM Entertainment Pty Ltd	Payment	1		373.89
10001745	08/09/2022	MDM Entertainment Pty Ltd	DVDs for Port and South Library	1	236.16	
100000063	12/09/2022	MDM Entertainment Pty Ltd	Credit DVDs for Port and South Library	1	37.12	
10001916	15/09/2022	MDM Entertainment Pty Ltd	DVD standing order for Port and South Libraries	1	174.85	
MDM Entertainment Pty Ltd Total					530.59	530.59
13611	07/10/2022	Melinda Hurst	Payment	1		2,400.00
1525082022	25/08/2022	Melinda Hurst	Rental Reimbursement	1	800.00	
1508092022	08/09/2022	Melinda Hurst	Rental Reimbursement	1	800.00	
1523092022	23/09/2022	Melinda Hurst	Rental Reimbursement	1	800.00	
14095	21/10/2022	Melinda Hurst	Payment	1		800.00
1506102022	06/10/2022	Melinda Hurst	Rental Reimbursement	1	800.00	

LIST OF PAYMENTS - Payment detail for month of October 2022

Reference Number	Date	Name	Description	Bank	Invoice Amount	Payment Amount
4334	28/10/2022	Melinda Hurst	Payment	1		1,252.87
534676	04/10/2022	Melinda Hurst	Reimbursement of electricity	1	452.87	
RFP_20102022B	20/10/2022	Melinda Hurst	Rental Reimbursement	1	800.00	
		Melinda Hurst Total			4,452.87	4,452.87
3612	07/10/2022	Menchetti Consolidated Pty Ltd	Payment	1		1,783,841.00
RCTI - 7	30/09/2022	Menchetti Consolidated Pty Ltd	Award of Contract RFT 2122-09 Completion of Works for South Hedland Skate Park	1	1,783,841.00	
		Menchetti Consolidated Pty Ltd Total			1,783,841.00	1,783,841.00
3981.4	11/10/2022	Mercer Super Trust	Payment	1		1,222.85
DEDUCTION	11/10/2022	Mercer Super Trust	Payroll Deductions	1	172.53	
SUPER	11/10/2022	Mercer Super Trust	Superannuation Contributions	1	1,050.32	
4045.5	25/10/2022	Mercer Super Trust	Payment	1		1,222.85
DEDUCTION	25/10/2022	Mercer Super Trust	Payroll Deductions	1	172.53	
SUPER	25/10/2022	Mercer Super Trust	Superannuation Contributions	1	1,050.32	
		Mercer Super Trust Total			2,445.70	2,445.70
4235	28/10/2022	Mib Traffic Pty Ltd	Payment	1		12,474.00
30007287	24/10/2022	Mib Traffic Pty Ltd	Blackspot Line marking	1	12,474.00	
		Mib Traffic Pty Ltd Total			12,474.00	12,474.00
3950	21/10/2022	Michael Cuvalo	Payment	1		469.35
141085	23/09/2022	Michael Cuvalo	Reimbursement of electricity	1	469.35	
		Michael Cuvalo Total			469.35	469.35
4119	21/10/2022	Mincka Engineering Pty Ltd	Payment	1		1,320.00
NV-0637	23/09/2022	Mincka Engineering Pty Ltd	Live performance of duet Ritmo Da Felicidade for Port Hedland food festival	1	1,320.00	
		Mincka Engineering Pty Ltd Total			1,320.00	1,320.00
4174	28/10/2022	Mitro Pty Ltd	Payment	1		3,465.00
1	14/10/2022	Mitro Pty Ltd	Shade for Spinifex Spree Carnival 2022 30x15m	1	3,465.00	
		Mitro Pty Ltd Total			3,465.00	3,465.00
4251	28/10/2022	MJW Building Pty Ltd (Administrators Appointed)	Payment	1		146,324.84
RFP_14102022	14/10/2022	MJW Building Pty Ltd (Administrators Appointed)	Return of remaining funds from bank guarantee 6816014 from MJW Building for RFT1920-28 JD Hardie Roof	1	146,324.84	
		MJW Building Pty Ltd (Administrators Appointed) Total			146,324.84	146,324.84
3981.9	11/10/2022	MLC Master Key Super Fundamentals	Payment	1		2,028.42
DEDUCTION	11/10/2022	MLC Master Key Super Fundamentals	Payroll Deductions	1	30.28	
SUPER	11/10/2022	MLC Master Key Super Fundamentals	Superannuation Contributions	1	1,473.56	

LIST OF PAYMENTS - Payment detail for month of October 2022

Invoice Number	Date	Name	Description	Bank	Invoice Amount	Payment Amount
DEDUCTION	11/10/2022	MLC Master Key Super Fundamentals	Payroll Deductions	1	150.00	
DEDUCTION	11/10/2022	MLC Master Key Super Fundamentals	Payroll Deductions	1	374.58	
4045.20	25/10/2022	MLC Master Key Super Fundamentals	Payment	1		2,051.85
SUPER	25/10/2022	MLC Master Key Super Fundamentals	Superannuation Contributions	1	1,527.66	
DEDUCTION	25/10/2022	MLC Master Key Super Fundamentals	Payroll Deductions	1	150.00	
DEDUCTION	25/10/2022	MLC Master Key Super Fundamentals	Payroll Deductions	1	374.19	
MLC Master Key Super Fundamentals Total					4,080.27	4,080.27
3981.28	11/10/2022	MLC Masterkey Business Super	Payment	1		620.43
SUPER	11/10/2022	MLC Masterkey Business Super	Superannuation Contributions	1	482.56	
DEDUCTION	11/10/2022	MLC Masterkey Business Super	Payroll Deductions	1	137.87	
4045.28	25/10/2022	MLC Masterkey Business Super	Payment	1		762.94
SUPER	25/10/2022	MLC Masterkey Business Super	Superannuation Contributions	1	482.56	
DEDUCTION	25/10/2022	MLC Masterkey Business Super	Payroll Deductions	1	280.38	
MLC Masterkey Business Super Total					1,383.37	1,383.37
4040	21/10/2022	Mobile Medical Screening	Payment	1		841.50
NV-1273	24/09/2022	Mobile Medical Screening	Random D & A testing for Town of Port Hedland	1	841.50	
4276	28/10/2022	Mobile Medical Screening	Payment	1		1,749.00
NV-1267	19/09/2022	Mobile Medical Screening	Random D&A testing for Town of Port Hedland	1	621.50	
NV-1296	21/10/2022	Mobile Medical Screening	Random D&A testing for Town of Port Hedland	1	1,127.50	
Mobile Medical Screening Total					2,590.50	2,590.50
4258	28/10/2022	Moduplay Group	Payment	1		26.79
517091	11/10/2022	Moduplay Group	Parts	1	26.79	
Moduplay Group Total					26.79	26.79
4208	28/10/2022	Modus Compliance Pty Ltd	Payment	1		2,377.50
26505	25/10/2022	Modus Compliance Pty Ltd	CCC of Workshop Shade structure	1	2,377.50	
Modus Compliance Pty Ltd Total					2,377.50	2,377.50
4352	28/10/2022	Mooli Living	Payment	1		1,933.00
1078	14/10/2022	Mooli Living	Outdoor Bean bag	1	1,933.00	
Mooli Living Total					1,933.00	1,933.00
3928	21/10/2022	Moore Australia	Payment	1		22,022.66
126229	31/08/2022	Moore Australia	Long Term Financial Planning Fee Moore Australia 2021 - inclusive of variation	1	22,022.66	
Moore Australia Total					22,022.66	22,022.66

LIST OF PAYMENTS - Payment detail for month of October 2022

Invoice Number	Date	Name	Description	Bank	Invoice Amount	Payment Amount
13533	07/10/2022	MP Rogers & Associates Pty Ltd	Payment	1		6,057.57
22629	31/05/2022	MP Rogers & Associates Pty Ltd	Preparation of Shoreline Monitoring Program & Detailed Design & Specification for the Finger Jetty & Boat Ramp	1	1,151.54	
23082	31/08/2022	MP Rogers & Associates Pty Ltd	Section 40 Applications for the Sutherland Street & Goode Street Seawalls	1	541.20	
23093	31/08/2022	MP Rogers & Associates Pty Ltd	Preparation of Shoreline Monitoring Program & Detailed Design & Specification for the Finger Jetty & Boat Ramp	1	2,303.98	
23068	31/08/2022	MP Rogers & Associates Pty Ltd	Progress claim no. 07 for Design of Carpark for Finucane Island Boat Ramp	1	2,060.85	
13633	14/10/2022	MP Rogers & Associates Pty Ltd	Payment	1		22,307.93
23080	31/08/2022	MP Rogers & Associates Pty Ltd	Progress claim no. 06 for Seawalls Construction Support & Wildlife Management	1	7,490.78	
23081	31/08/2022	MP Rogers & Associates Pty Ltd	Progress claim no. 06 for Construction Phase Services - Revision of Wildlife Management Plan	1	14,817.15	
14196	28/10/2022	MP Rogers & Associates Pty Ltd	Payment	1		26,453.74
23123	30/09/2022	MP Rogers & Associates Pty Ltd	Construction Phase Services - Revision of Wildlife Management Plan with DBCA Comments - Claim #7	1	15,901.34	
23122	30/09/2022	MP Rogers & Associates Pty Ltd	Contract Administration Assistance and Preliminaries	1	6,849.70	
23126	30/09/2022	MP Rogers & Associates Pty Ltd	Section 40 Applications for the Sutherland Street & Goode Street Seawalls - Claim # 7	1	1,975.38	
23136	30/09/2022	MP Rogers & Associates Pty Ltd	Preparation of Shoreline Monitoring Program & Detailed Design & Specification for the Finger Jetty & Boat Ramp	1	1,727.32	
MP Rogers & Associates Pty Ltd Total					54,819.24	54,819.24
13553	07/10/2022	MPS Unit Trust	Payment	1		186,298.12
VPSINV48110	31/08/2022	MPS Unit Trust	Depot Admin Building - Maintenance of HVAC equipment	1	1,204.50	
JPI00967	15/09/2022	MPS Unit Trust	Wanangkura Stadium - Chiller 1 Replacement Works	1	184,363.44	
VPSINV48519	15/09/2022	MPS Unit Trust	Replace static pressure switch at JD Hardie	1	730.18	
13991	21/10/2022	MPS Unit Trust	Payment	1		13,494.17
VPSINV48908	23/09/2022	MPS Unit Trust	September 2022 - HVAC Maintenance - Port Hedland Civic Centre	1	695.75	
VPSINV48909	23/09/2022	MPS Unit Trust	September 2022 - Monthly HVAC Maintenance - JD Hardie Centre	1	1,910.70	
VPSINV48867	23/09/2022	MPS Unit Trust	Fan repairs	1	308.00	
VPSINV49111	29/09/2022	MPS Unit Trust	Wanangkura Stadium: Interim Aug-Dec 2022	1	1,633.19	
VPSINV49110	29/09/2022	MPS Unit Trust	Depot: Interim Aug-Dec 2022	1	1,324.95	
VPSINV49393	30/09/2022	MPS Unit Trust	Electrical repairs	1	7,621.58	
14232	28/10/2022	MPS Unit Trust	Payment	1		275.00
VPSINV49886	18/10/2022	MPS Unit Trust	Attended Civic Centre and inspected control panel, panel has been placed back over PCB	1	275.00	
MPS Unit Trust Total					200,067.29	200,067.29
3981.21	11/10/2022	MTAA Super	Payment	1		664.26
SUPER	11/10/2022	MTAA Super	Superannuation Contributions	1	664.26	
4045.22	25/10/2022	MTAA Super	Payment	1		664.26
SUPER	25/10/2022	MTAA Super	Superannuation Contributions	1	664.26	

LIST OF PAYMENTS - Payment detail for month of October 2022

Reference Number	Date	Name	Description	Bank	Invoice Amount	Payment Amount
MTAA Super Total					1,328.52	1,328.52
4056	21/10/2022	MTP Building Services Pty Ltd	Payment	1		5,500.00
NV-1384	30/09/2022	MTP Building Services Pty Ltd	Matt Dann Theatre Stage Re-Paint	1	5,500.00	
MTP Building Services Pty Ltd Total					5,500.00	5,500.00
43564	07/10/2022	Mudmee Vigar	Payment	1		6,000.00
RFP_27062022	27/06/2022	Mudmee Vigar	Community Arts and Culture Grant - Smartygrants	1	3,000.00	
45	10/09/2022	Mudmee Vigar	Community Arts and Culture Grant - Smartygrants	1	3,000.00	
Mudmee Vigar Total					6,000.00	6,000.00
4039.1	25/10/2022	National Australia Bank Limited	Payment	1		3,000.00
DOCT 22/CWATTS	25/10/2022	National Australia Bank Limited	Credit Card top up	1	3,000.00	
National Australia Bank Limited Total					3,000.00	3,000.00
44118	21/10/2022	National Trophies Pty Ltd	Payment	1		1,658.25
111800	13/10/2022	National Trophies Pty Ltd	Cur-M Curator Medium With Colour Printing	1	1,658.25	
National Trophies Pty Ltd Total					1,658.25	1,658.25
44349	28/10/2022	Natural Area Consulting Management Services	Payment	1		4,711.60
30018579	07/10/2022	Natural Area Consulting Management Services	Greater Port Hedland Vertebrate Pest Management Report 2022-2023	1	4,711.60	
Natural Area Consulting Management Services Total					4,711.60	4,711.60
3981.25	11/10/2022	Netwealth Superannuation Master Fund	Payment	1		392.24
3SUPER	11/10/2022	Netwealth Superannuation Master Fund	Superannuation Contributions	1	392.24	
4045.26	25/10/2022	Netwealth Superannuation Master Fund	Payment	1		372.39
3SUPER	25/10/2022	Netwealth Superannuation Master Fund	Superannuation Contributions	1	372.39	
Netwealth Superannuation Master Fund Total					764.63	764.63
43938	21/10/2022	Neverfail Springwater Limited	Payment	1		1,934.10
NV-000029527	17/06/2021	Neverfail Springwater Limited	Water supplier & cooler rental	1	14.85	
NV-000030172	17/06/2021	Neverfail Springwater Limited	Water supplier & cooler rental	1	163.25	
NV-000029945	17/06/2021	Neverfail Springwater Limited	Water supplier & cooler rental	1	33.65	
NV-000031867	18/06/2021	Neverfail Springwater Limited	Water supplier & cooler rental	1	163.25	
NV-000053637	01/07/2021	Neverfail Springwater Limited	Water supplier & cooler rental	1	195.65	
NV-000061266	07/07/2021	Neverfail Springwater Limited	Water supplier & cooler rental	1	141.65	
NV-000063167	08/07/2021	Neverfail Springwater Limited	Water supplier & cooler rental	1	55.25	
NV-000072939	15/07/2021	Neverfail Springwater Limited	Water supplier & cooler rental	1	15.45	
NV-000075722	15/07/2021	Neverfail Springwater Limited	Water supplier & cooler rental	1	141.65	

LIST OF PAYMENTS - Payment detail for month of October 2022

Invoice Number	Date	Name	Description	Bank	Invoice Amount	Payment Amount
NV-000075649	15/07/2021	Neverfail Springwater Limited	Water supplier & cooler rental	1	22.85	
NV-000088691	24/07/2021	Neverfail Springwater Limited	Water supplier & cooler rental	1	130.85	
NV-000097443	29/07/2021	Neverfail Springwater Limited	Water supplier & cooler rental	1	66.05	
NV-000135961	18/08/2021	Neverfail Springwater Limited	Water supplier & cooler rental	1	44.45	
NV-000147489	26/08/2021	Neverfail Springwater Limited	Water supplier & cooler rental	1	44.45	
NV-000159438	02/09/2021	Neverfail Springwater Limited	Water supplier & cooler rental	1	55.25	
NV-000168101	09/09/2021	Neverfail Springwater Limited	Water supplier & cooler rental	1	15.45	
NV-000168328	09/09/2021	Neverfail Springwater Limited	Water supplier & cooler rental	1	22.85	
NV-000168573	09/09/2021	Neverfail Springwater Limited	Water supplier & cooler rental	1	98.45	
NV-000168489	09/09/2021	Neverfail Springwater Limited	Water supplier & cooler rental	1	55.25	
NV-000175050	15/09/2021	Neverfail Springwater Limited	Water supplier & cooler rental	1	22.85	
NV-000637581	30/06/2022	Neverfail Springwater Limited	Water supplier & cooler rental	1	12.55	
NV-000733124	31/08/2022	Neverfail Springwater Limited	Water supplier & cooler rental	1	180.45	
NV-000746508	08/09/2022	Neverfail Springwater Limited	Water supplier & cooler rental	1	124.45	
NV-000746552	08/09/2022	Neverfail Springwater Limited	Water supplier & cooler rental	1	113.25	
4185	28/10/2022	Neverfail Springwater Limited	Payment	1		1,420.90
NV-000030190	17/06/2021	Neverfail Springwater Limited	Water supplier & cooler rental	1	76.85	
NV-000053642	01/07/2021	Neverfail Springwater Limited	Water supplier & cooler rental	1	109.25	
NV-000097461	29/07/2021	Neverfail Springwater Limited	Water supplier & cooler rental	1	66.05	
NV-000112736	03/08/2021	Neverfail Springwater Limited	Water supplier & cooler rental	1	98.45	
NV-000128005	12/08/2021	Neverfail Springwater Limited	Water supplier & cooler rental	1	98.45	
NV-000147504	26/08/2021	Neverfail Springwater Limited	Water supplier & cooler rental	1	87.65	
NV-000168581	09/09/2021	Neverfail Springwater Limited	Water supplier & cooler rental	1	98.45	
NV-000638019	30/06/2022	Neverfail Springwater Limited	Water supplier & cooler rental	1	113.25	
NV-000767794	22/09/2022	Neverfail Springwater Limited	Water supplier & cooler rental	1	113.25	
NV-000790037	07/10/2022	Neverfail Springwater Limited	Water supplier & cooler rental	1	109.70	
NV-000790062	07/10/2022	Neverfail Springwater Limited	Water supplier & cooler rental	1	73.55	
NV-000806847	19/10/2022	Neverfail Springwater Limited	Water supplier & cooler rental	1	90.85	
NV-000811581	21/10/2022	Neverfail Springwater Limited	Water supplier & cooler rental	1	97.65	
NV-000811609	21/10/2022	Neverfail Springwater Limited	Water supplier & cooler rental	1	49.45	
NV-000811570	21/10/2022	Neverfail Springwater Limited	Water supplier & cooler rental	1	121.75	
NV-000811115	21/10/2022	Neverfail Springwater Limited	Water supplier & cooler rental	1	16.30	

LIST OF PAYMENTS - Payment detail for month of October 2022

Invoice Number	Date	Name	Description	Bank	Invoice Amount	Payment Amount
Neverfall Springwater Limited Total					3,355.00	3,355.00
3981.18	11/10/2022	NGS SUPER	Payment	1		235.14
SUPER	11/10/2022	NGS SUPER	Superannuation Contributions	1	235.14	
4045.18	25/10/2022	NGS SUPER	Payment	1		305.01
SUPER	25/10/2022	NGS SUPER	Superannuation Contributions	1	305.01	
NGS SUPER Total					540.15	540.15
3587	07/10/2022	Nomads Charitable and Educational Foundation	Payment	1		2,200.00
240822	24/08/2022	Nomads Charitable and Educational Foundation	Yurti Band performance at Spinifex Spree Carnival 2022 - Saturday 23 July 2022	1	2,200.00	
Nomads Charitable and Educational Foundation Total					2,200.00	2,200.00
4307	28/10/2022	Norcape Tree & Contracting Services Pty Ltd	Payment	1		124,038.77
NV-1367	24/10/2022	Norcape Tree & Contracting Services Pty Ltd	Pre-Cyclone Green Waste Collection - Port and South Hedland	1	124,038.77	
Norcape Tree & Contracting Services Pty Ltd Total					124,038.77	124,038.77
3634	14/10/2022	Norda Architects Pty Ltd	Payment	1		8,090.50
RCTI - 8_005	06/10/2022	Norda Architects Pty Ltd	Engagement of Ben Walker	1	1,386.00	
RCTI - 8_008	06/10/2022	Norda Architects Pty Ltd	Technical support on RFT 2122-09 Completion of Works of South Hedland Skate Park	1	6,704.50	
Norda Architects Pty Ltd Total					8,090.50	8,090.50
4343	28/10/2022	North Metropolitan Tafe	Payment	1		113.40
0035088	19/08/2022	North Metropolitan Tafe	Nicole McCarthy Dip Pro Management	1	275.40	
0007912	07/09/2022	North Metropolitan Tafe	Credit for INV#10035088 - Nicole McCarthy Dip Pro Management	1	- 162.00	
North Metropolitan Tafe Total					113.40	113.40
3981.17	11/10/2022	North Personal Superannuation And Pension Plan	Payment	1		384.29
SUPER	11/10/2022	North Personal Superannuation And Pension Plan	Superannuation Contributions	1	384.29	
4045.17	25/10/2022	North Personal Superannuation And Pension Plan	Payment	1		333.55
SUPER	25/10/2022	North Personal Superannuation And Pension Plan	Superannuation Contributions	1	333.55	
North Personal Superannuation And Pension Plan Total					717.84	717.84
4109	21/10/2022	North Regional Tafe	Payment	1		1,280.00
0007912	07/09/2022	North Regional Tafe	Credit for 10035088 - Nicole McCarthy	1	- 162.00	
0018904	28/09/2022	North Regional Tafe	Snake Handling - Rangers x 2	1	1,442.00	
4346	28/10/2022	North Regional Tafe	Payment	1		27.85
0019066	12/10/2022	North Regional Tafe	First Unit ICTSAS308 Run standard diagnostic tests	1	27.85	
North Regional Tafe Total					1,307.85	1,307.85
3639	14/10/2022	North West Entertainment Services	Payment	1		5,797.00

LIST OF PAYMENTS - Payment detail for month of October 2022

rence Number	Date	Name	Description	Bank	Invoice Amount	Payment Amount
304	29/08/2022	North West Entertainment Services	Hire of Lighting Console for 24-week period	1	5,797.00	
4054	21/10/2022	North West Entertainment Services	Payment	1		665.50
310	03/10/2022	North West Entertainment Services	Technical Assistance	1	665.50	
North West Entertainment Services Total					6,462.50	6,462.50
3935	21/10/2022	North West Signs	Payment	1		663.58
32408	28/09/2022	North West Signs	Signage	1	103.13	
32467	30/09/2022	North West Signs	Signage	1	560.45	
4180	28/10/2022	North West Signs	Payment	1		3,945.04
32451	29/09/2022	North West Signs	Signage	1	316.80	
32555	14/10/2022	North West Signs	Signage	1	3,628.24	
North West Signs Total					4,608.62	4,608.62
3620	07/10/2022	Northwest Air Solutions Pty Ltd	Payment	1		556.88
56	02/09/2022	Northwest Air Solutions Pty Ltd	Cool room hire from Karratha (incl Generator and LTD)	1	556.88	
Northwest Air Solutions Pty Ltd Total					556.88	556.88
3526	07/10/2022	Officeworks Ltd	Payment	1		428.95
502732658	08/09/2022	Officeworks Ltd	Facility trolley order	1	428.95	
3934	21/10/2022	Officeworks Ltd	Payment	1		568.38
502846036	13/09/2022	Officeworks Ltd	Stationary	1	83.43	
502846467	13/09/2022	Officeworks Ltd	Stationary	1	484.95	
4179	28/10/2022	Officeworks Ltd	Payment	1		89.17
503421474	18/10/2022	Officeworks Ltd	Stationary	1	89.17	
Officeworks Ltd Total					1,086.50	1,086.50
3981.23	11/10/2022	Onepath Super	Payment	1		376.83
3UPER	11/10/2022	Onepath Super	Superannuation Contributions	1	376.83	
4045.24	25/10/2022	Onepath Super	Payment	1		361.92
3UPER	25/10/2022	Onepath Super	Superannuation Contributions	1	361.92	
Onepath Super Total					738.75	738.75
3962	21/10/2022	Onsite Rental Group Operations Pty Ltd	Payment	1		13,367.32
3558621	15/09/2022	Onsite Rental Group Operations Pty Ltd	Infrastructure hire for Hedland Food Festival	1	12,950.69	
3570656	30/09/2022	Onsite Rental Group Operations Pty Ltd	Infrastructure hire for Hedland Food Festival	1	416.63	
Onsite Rental Group Operations Pty Ltd Total					13,367.32	13,367.32
4075	21/10/2022	Oohmedia Operations Pty Limited	Payment	1		594.00

LIST OF PAYMENTS - Payment detail for month of October 2022

rence Number	Date	Name	Description	Bank	Invoice Amount	Payment Amount
21530613	31/08/2022	Oohlmedia Operations Pty Limited	2x Static Sites for fortnight 15/08 to 28/08	1	594.00	
4312	28/10/2022	Oohlmedia Operations Pty Limited	Payment	1		660.00
21408539	31/08/2022	Oohlmedia Operations Pty Limited	Roald Dahl And The Imagination Seekers	1	660.00	
Oohlmedia Operations Pty Limited Total					1,254.00	1,254.00
4067	21/10/2022	Oracle Corporation Australia Pty Limited	Payment	1		17,968.50
320036289	30/09/2022	Oracle Corporation Australia Pty Limited	Agreement Fees for Aconex Subscription - August to November 2022	1	17,968.50	
Oracle Corporation Australia Pty Limited Total					17,968.50	17,968.50
4004	21/10/2022	Oresome Aircon Cleaning Pty Ltd	Payment	1		6,099.31
199284	29/09/2022	Oresome Aircon Cleaning Pty Ltd	Annual Aircon servicing	1	6,099.31	
4244	28/10/2022	Oresome Aircon Cleaning Pty Ltd	Payment	1		4,120.74
199280	13/10/2022	Oresome Aircon Cleaning Pty Ltd	Annual Aircon servicing	1	137.50	
199632	21/10/2022	Oresome Aircon Cleaning Pty Ltd	Annual Aircon servicing	1	3,983.24	
Oresome Aircon Cleaning Pty Ltd Total					10,220.05	10,220.05
4111	21/10/2022	Orro Pty Ltd	Payment	1		11,142.09
1065278	06/10/2022	Orro Pty Ltd	Telephone service and support charges	1	11,142.09	
Orro Pty Ltd Total					11,142.09	11,142.09
3981.20	11/10/2022	Panorama Super	Payment	1		707.89
SUPER	11/10/2022	Panorama Super	Superannuation Contributions	1	707.89	
4045.21	25/10/2022	Panorama Super	Payment	1		707.89
SUPER	25/10/2022	Panorama Super	Superannuation Contributions	1	707.89	
Panorama Super Total					1,415.78	1,415.78
43583	07/10/2022	PCC Productions Pty Ltd	Payment	1		2,480.50
2210	09/09/2022	PCC Productions Pty Ltd	Lectern hire for JD Hardie Stage 2 opening.	1	82.50	
2216	20/09/2022	PCC Productions Pty Ltd	Equipment hire	1	2,398.00	
4290	28/10/2022	PCC Productions Pty Ltd	Payment	1		28,509.20
2222	24/10/2022	PCC Productions Pty Ltd	Production services - Hedland Food Festival equipment	1	28,509.20	
PCC Productions Pty Ltd Total					30,989.70	30,989.70
43569	07/10/2022	Peter Carter	Payment	1		11,950.02
3FP_30092022	30/09/2022	Peter Carter	ICT allowance for September 2022, September Mayoral Attendance fee for September 2022	1	11,950.02	
Peter Carter Total					11,950.02	11,950.02
4259	28/10/2022	PHIA Operating Company Pty. Ltd.	Payment	1		5.00
PO006197	31/08/2022	PHIA Operating Company Pty. Ltd.	Payment of short term parking fee at Port Hedland International Airport	1	5.00	

LIST OF PAYMENTS - Payment detail for month of October 2022

rence Number	Date	Name	Description	Bank	Invoice Amount	Payment Amount
PHIA Operating Company Pty. Ltd. Total					5.00	5.00
4328	28/10/2022	Philip Gresley	Payment	1		750.00
PHDRP-04	08/10/2022	Philip Gresley	Preparation and attendance at DRP meeting on 4th October 2022	1	750.00	
Phillp Gresley Total					750.00	750.00
3559	07/10/2022	Phoenix Security, Training and Event Group Pty Ltd	Payment	1		523.60
NV-20163440	07/09/2022	Phoenix Security, Training and Event Group Pty Ltd	Security services	1	523.60	
3636	14/10/2022	Phoenix Security, Training and Event Group Pty Ltd	Payment	1		6,473.50
NV-20163411	24/08/2022	Phoenix Security, Training and Event Group Pty Ltd	Security services	1	3,236.75	
NV-20163412	24/08/2022	Phoenix Security, Training and Event Group Pty Ltd	Security services	1	3,236.75	
4008	21/10/2022	Phoenix Security, Training and Event Group Pty Ltd	Payment	1		15,183.30
NV-20163427	01/09/2022	Phoenix Security, Training and Event Group Pty Ltd	Security services	1	2,942.50	
NV-20163468	12/09/2022	Phoenix Security, Training and Event Group Pty Ltd	Security services	1	3,060.20	
NV-20163470	26/09/2022	Phoenix Security, Training and Event Group Pty Ltd	Security services	1	3,060.20	
NV-20163471	03/10/2022	Phoenix Security, Training and Event Group Pty Ltd	Security services	1	3,060.20	
NV-20163494	10/10/2022	Phoenix Security, Training and Event Group Pty Ltd	Security services	1	3,060.20	
4249	28/10/2022	Phoenix Security, Training and Event Group Pty Ltd	Payment	1		6,179.25
NV-20163469	19/09/2022	Phoenix Security, Training and Event Group Pty Ltd	Security services	1	3,060.20	
NV-20163503	19/10/2022	Phoenix Security, Training and Event Group Pty Ltd	Security services	1	3,119.05	
Phoenix Security, Training and Event Group Pty Ltd Total					28,359.65	28,359.65
4337	28/10/2022	Pilbara Building Maintenance Services	Payment	1		328.70
12417	10/10/2022	Pilbara Building Maintenance Services	Plumbing repairs	1	328.70	
Pilbara Building Maintenance Services Total					328.70	328.70
4169	28/10/2022	Pilbara Constructions Pty Ltd	Payment	1		585,862.86
CTI - 9	12/10/2022	Pilbara Constructions Pty Ltd	Progress claim no. 07 for RFT 2122-05 Depot Stage 2 Masterplan Works - Part B&C only	1	580,417.86	
5080-10	24/10/2022	Pilbara Constructions Pty Ltd	Replacement of aluminium door at Rose Nowers Day Care	1	5,445.00	
Pilbara Constructions Pty Ltd Total					585,862.86	585,862.86
4009	21/10/2022	Pilbara Copy Service	Payment	1		2,849.25
9776	24/09/2022	Pilbara Copy Service	Printing costs	1	830.23	
9777	24/09/2022	Pilbara Copy Service	Printing costs	1	51.63	
9778	24/09/2022	Pilbara Copy Service	Printing costs	1	370.29	
9779	24/09/2022	Pilbara Copy Service	Printing costs	1	1,199.01	
9780	24/09/2022	Pilbara Copy Service	Printing costs	1	95.13	

LIST OF PAYMENTS - Payment detail for month of October 2022

Invoice Number	Date	Name	Description	Bank	Invoice Amount	Payment Amount
19781	24/09/2022	Pilbara Copy Service	Printing costs	1	149.82	
19782	24/09/2022	Pilbara Copy Service	Printing costs	1	153.14	
14250	28/10/2022	Pilbara Copy Service	Payment	1		22,010.55
19878	11/10/2022	Pilbara Copy Service	Meterplan billing - 20.07 to 20.09.2022 Library	1	115.68	
19931	20/10/2022	Pilbara Copy Service	2 x TA-5054, 1 x Finisher, installation and commissioning	1	19,391.04	
10038	24/10/2022	Pilbara Copy Service	Printing costs	1	295.32	
10039	24/10/2022	Pilbara Copy Service	Printing costs	1	663.38	
10040	24/10/2022	Pilbara Copy Service	Printing costs	1	577.37	
10041	24/10/2022	Pilbara Copy Service	Printing costs	1	237.55	
10042	24/10/2022	Pilbara Copy Service	Printing costs	1	145.76	
10043	24/10/2022	Pilbara Copy Service	Printing costs	1	84.23	
10044	24/10/2022	Pilbara Copy Service	Printing costs	1	22.73	
10045	24/10/2022	Pilbara Copy Service	Printing costs	1	123.45	
10046	24/10/2022	Pilbara Copy Service	Printing costs	1	175.59	
10047	24/10/2022	Pilbara Copy Service	Printing costs	1	178.45	
		Pilbara Copy Service Total			24,859.80	24,859.80
13528	07/10/2022	Pilbara Maintenance & Garden Services	Payment	1		550.00
10028772	19/09/2022	Pilbara Maintenance & Garden Services	Loader hire for Hedland Food Festival 2022	1	550.00	
13939	21/10/2022	Pilbara Maintenance & Garden Services	Payment	1		588.50
10028789	30/09/2022	Pilbara Maintenance & Garden Services	Monthly maintenance of common areas for Morgans units	1	588.50	
		Pilbara Maintenance & Garden Services Total			1,138.50	1,138.50
13539	07/10/2022	Pilbara Medical Holdings Pty Ltd	Payment	1		1,037.20
101018	12/09/2022	Pilbara Medical Holdings Pty Ltd	PHMC - Combined Hepatitis A & B Vaccination	1	100.00	
101630	20/09/2022	Pilbara Medical Holdings Pty Ltd	Pre-employment Medical	1	49.50	
102047	20/09/2022	Pilbara Medical Holdings Pty Ltd	Pre-employment Medical	1	126.50	
102048	20/09/2022	Pilbara Medical Holdings Pty Ltd	Pre-employment Medical	1	199.10	
101818	21/09/2022	Pilbara Medical Holdings Pty Ltd	Pre-employment Medical	1	176.00	
101819	21/09/2022	Pilbara Medical Holdings Pty Ltd	Pre-employment Medical	1	199.10	
101821	21/09/2022	Pilbara Medical Holdings Pty Ltd	Pre-employment Medical	1	187.00	
13961	21/10/2022	Pilbara Medical Holdings Pty Ltd	Payment	1		841.40
102323	21/09/2022	Pilbara Medical Holdings Pty Ltd	Pre-employment Medical	1	99.00	
102008	23/09/2022	Pilbara Medical Holdings Pty Ltd	Pre-employment Medical	1	49.50	

LIST OF PAYMENTS - Payment detail for month of October 2022

Invoice Number	Date	Name	Description	Bank	Invoice Amount	Payment Amount
101931	23/09/2022	Pilbara Medical Holdings Pty Ltd	Pre-employment Medical	1	149.50	
102045	26/09/2022	Pilbara Medical Holdings Pty Ltd	Pre-employment Medical	1	187.00	
102589	27/09/2022	Pilbara Medical Holdings Pty Ltd	Workcover Audio assessments for Outdoor workers 2022	1	71.50	
102647	28/09/2022	Pilbara Medical Holdings Pty Ltd	Pre-employment Medical	1	198.00	
102839	05/10/2022	Pilbara Medical Holdings Pty Ltd	Pre-employment Medical	1	86.90	
104206	28/10/2022	Pilbara Medical Holdings Pty Ltd	Payment	1		232.10
103549	13/10/2022	Pilbara Medical Holdings Pty Ltd	PHMC - Combined Hepatitis A & B Vaccination	1	152.90	
104138	19/10/2022	Pilbara Medical Holdings Pty Ltd	Pre-employment Medical	1	79.20	
Pilbara Medical Holdings Pty Ltd Total					2,110.70	2,110.70
103947	21/10/2022	Pilbara Meta Maya Regional Aboriginal Corporation	Payment	1		390.00
1036	01/12/2021	Pilbara Meta Maya Regional Aboriginal Corporation	Accommodation	1	390.00	
Pilbara Meta Maya Regional Aboriginal Corporation Total					390.00	390.00
103497	07/10/2022	Pilbara Motor Group	Payment	1		52,197.62
110401007	22/07/2022	Pilbara Motor Group	Isuzu D-Max	1	51,907.63	
1130139432	16/09/2022	Pilbara Motor Group	15,000Km Service	1	289.99	
103893	21/10/2022	Pilbara Motor Group	Payment	1		1,684.49
1130139545	21/09/2022	Pilbara Motor Group	Vehicle repairs & servicing	1	366.18	
1130139545	21/09/2022	Pilbara Motor Group	Vehicle repairs & servicing	1	71.81	
1123028395	29/09/2022	Pilbara Motor Group	Vehicle repairs & servicing	1	251.91	
1130139519	30/09/2022	Pilbara Motor Group	Vehicle repairs & servicing	1	561.32	
1130139539	04/10/2022	Pilbara Motor Group	Vehicle repairs & servicing	1	433.27	
104135	28/10/2022	Pilbara Motor Group	Payment	1		3,273.26
1130139493	10/10/2022	Pilbara Motor Group	Vehicle repairs & servicing	1	433.27	
1123028708	11/10/2022	Pilbara Motor Group	Vehicle repairs & servicing	1	44.32	
1123028720	12/10/2022	Pilbara Motor Group	Vehicle repairs & servicing	1	44.32	
1130139657	18/10/2022	Pilbara Motor Group	Vehicle repairs & servicing	1	921.25	
1130139787	24/10/2022	Pilbara Motor Group	Vehicle repairs & servicing	1	791.78	
1130139878	26/10/2022	Pilbara Motor Group	Vehicle repairs & servicing	1	519.16	
1130139860	26/10/2022	Pilbara Motor Group	Vehicle repairs & servicing	1	519.16	
Pilbara Motor Group Total					57,165.37	57,165.37
103585	07/10/2022	Pilbara Pool Supplies Pty Ltd T/a Hedland Pool Care	Payment	1		2,133.75
10007950	23/09/2022	Pilbara Pool Supplies Pty Ltd T/a Hedland Pool	Supply and install pool cover	1	2,133.75	

LIST OF PAYMENTS - Payment detail for month of October 2022

Invoice Number	Date	Name	Description	Bank	Invoice Amount	Payment Amount
		Pilbara Pool Supplies Pty Ltd T/a Hedland Pool Care Total			2,133.75	2,133.75
13566	07/10/2022	Pilbara Pressure Force Pty Ltd	Payment	1		1,006.49
NV-10009	09/09/2022	Pilbara Pressure Force Pty Ltd	Cleaning services	1	148.49	
NV-10017	13/09/2022	Pilbara Pressure Force Pty Ltd	Vacate clean	1	858.00	
14023	21/10/2022	Pilbara Pressure Force Pty Ltd	Payment	1		165,161.53
NV-10029	22/09/2022	Pilbara Pressure Force Pty Ltd	Cleaning & sanitation of ToPH Parks and Playgrounds	1	26,510.35	
NV-10030	22/09/2022	Pilbara Pressure Force Pty Ltd	Cleaning & sanitation of ToPH Parks and Playgrounds	1	29,040.00	
NV-10032	22/09/2022	Pilbara Pressure Force Pty Ltd	Cleaning Services - TOPH properties	1	44,529.84	
NV-10033	22/09/2022	Pilbara Pressure Force Pty Ltd	Cleaning Services - TOPH properties	1	56,003.92	
NV-10028	22/09/2022	Pilbara Pressure Force Pty Ltd	High Pressure clean of Gratwick Aquatic Centre	1	3,167.65	
NV-10034	22/09/2022	Pilbara Pressure Force Pty Ltd	Pressure clean of outdoor basketball court	1	1,133.00	
NV-10050	28/09/2022	Pilbara Pressure Force Pty Ltd	Graffiti Removal	1	1,003.49	
NV-9988	30/09/2022	Pilbara Pressure Force Pty Ltd	Kevin Scott Oval Ablutions - Replace sanitary bin	1	808.60	
NV-9989	30/09/2022	Pilbara Pressure Force Pty Ltd	Replace broken sanitary bin at Koombana Park Exeloo	1	423.56	
NV-10064	04/10/2022	Pilbara Pressure Force Pty Ltd	Cleaning of Cool Rooms at Yacht Club	1	1,650.00	
NV-10069	05/10/2022	Pilbara Pressure Force Pty Ltd	Replace Sanitary Bin - Shay Gap	1	467.56	
NV-10070	05/10/2022	Pilbara Pressure Force Pty Ltd	Replace broken Sanitary bin South Hedland Cemetery	1	423.56	
14264	28/10/2022	Pilbara Pressure Force Pty Ltd	Payment	1		160,913.12
NV-10005	01/09/2022	Pilbara Pressure Force Pty Ltd	Kevin Scott Ablutions Extra Cleaning - Biological Clean	1	214.50	
NV-10072	12/10/2022	Pilbara Pressure Force Pty Ltd	House cleaning for contractor	1	367.68	
NV-10092	17/10/2022	Pilbara Pressure Force Pty Ltd	Pressure clean outdoor basketball courts	1	1,133.00	
NV-10077	21/10/2022	Pilbara Pressure Force Pty Ltd	Completion of clean for the Skate Park prior to temp fence removal	1	1,963.50	
NV-10093	25/10/2022	Pilbara Pressure Force Pty Ltd	Graffiti Removal	1	1,150.33	
NV-10098	26/10/2022	Pilbara Pressure Force Pty Ltd	Sanitation and Cleaning Public Ablutions - October 2022	1	26,510.35	
NV-10100	26/10/2022	Pilbara Pressure Force Pty Ltd	Cleaning Services	1	56,003.92	
NV-10099	26/10/2022	Pilbara Pressure Force Pty Ltd	Cleaning & sanitation of ToPH Parks and Playgrounds - October 2022	1	29,040.00	
NV-10101	26/10/2022	Pilbara Pressure Force Pty Ltd	Cleaning Services	1	44,529.84	
		Pilbara Pressure Force Pty Ltd Total			327,081.14	327,081.14
13571	07/10/2022	Pilbara Tools and Fasteners Pty Ltd	Payment	1		827.19
10095769	14/09/2022	Pilbara Tools and Fasteners Pty Ltd	Tools	1	315.42	
10095916	15/09/2022	Pilbara Tools and Fasteners Pty Ltd	Parts	1	27.44	
10095917	15/09/2022	Pilbara Tools and Fasteners Pty Ltd	Tools	1	222.53	

LIST OF PAYMENTS - Payment detail for month of October 2022

Invoice Number	Date	Name	Description	Bank	Invoice Amount	Payment Amount
10095989	16/09/2022	Pilbara Tools and Fasteners Pty Ltd	Reflective tape 50mm x 45mm	1	261.80	
14030	21/10/2022	Pilbara Tools and Fasteners Pty Ltd	Payment	1		411.63
10096686	28/09/2022	Pilbara Tools and Fasteners Pty Ltd	Wire rope	1	238.78	
10096985	30/09/2022	Pilbara Tools and Fasteners Pty Ltd	Materials & Parts	1	42.98	
10096986	30/09/2022	Pilbara Tools and Fasteners Pty Ltd	Materials & Parts	1	129.87	
14269	28/10/2022	Pilbara Tools and Fasteners Pty Ltd	Payment	1		1,119.58
10094699	31/08/2022	Pilbara Tools and Fasteners Pty Ltd	Parts and Materials	1	240.14	
10098131	14/10/2022	Pilbara Tools and Fasteners Pty Ltd	Battery	1	471.06	
10098130	14/10/2022	Pilbara Tools and Fasteners Pty Ltd	Parts and Materials	1	181.98	
10098434	19/10/2022	Pilbara Tools and Fasteners Pty Ltd	Parts	1	92.27	
10098580	20/10/2022	Pilbara Tools and Fasteners Pty Ltd	Materials	1	134.13	
		Pilbara Tools and Fasteners Pty Ltd Total			2,368.40	2,368.40
13930	21/10/2022	Pilbara Towing and Tilt Tray Services	Payment	1		220.00
20220183	02/08/2022	Pilbara Towing and Tilt Tray Services	Towing Services	1	220.00	
		Pilbara Towing and Tilt Tray Services Total			220.00	220.00
14347	28/10/2022	PJA Holdings (Australia) Pty Ltd	Payment	1		14,300.00
213104	20/09/2022	PJA Holdings (Australia) Pty Ltd	Preliminary data collection, day and night site assessment and reporting	1	14,300.00	
		PJA Holdings (Australia) Pty Ltd Total			14,300.00	14,300.00
13592	07/10/2022	Play Check	Payment	1		165.00
NV-03791	20/09/2022	Play Check	Place Plan - Play Equipment assessment Report	1	165.00	
		Play Check Total			165.00	165.00
13983	21/10/2022	Port Hedland Glass & Aluminium Pty Ltd	Payment	1		13,475.00
20997	28/09/2022	Port Hedland Glass & Aluminium Pty Ltd	Glass repairs	1	13,475.00	
14226	28/10/2022	Port Hedland Glass & Aluminium Pty Ltd	Payment	1		1,936.00
21035	06/10/2022	Port Hedland Glass & Aluminium Pty Ltd	Glass repairs	1	1,936.00	
		Port Hedland Glass & Aluminium Pty Ltd Total			15,411.00	15,411.00
14048	21/10/2022	Port Hedland Regional Aboriginal Corporation	Payment	1		6,482.70
1400150	07/10/2022	Port Hedland Regional Aboriginal Corporation	Rates refund		517.44	
1113911	07/10/2022	Port Hedland Regional Aboriginal Corporation	Rates refund		284.25	
1113690	07/10/2022	Port Hedland Regional Aboriginal Corporation	Rates refund		2,749.51	
1114940	07/10/2022	Port Hedland Regional Aboriginal Corporation	Rates refund		2,931.50	
		Port Hedland Regional Aboriginal Corporation			6,482.70	6,482.70

LIST OF PAYMENTS - Payment detail for month of October 2022

Invoice Number	Date	Name	Description	Bank	Invoice Amount	Payment Amount
13518	07/10/2022	Port Hedland Volunteer Fire & Service	Payment	1		500.00
16.2022	21/07/2022	Port Hedland Volunteer Fire & Service	Standby emergency services for fireworks at Spinifex Spree Carnival	1	500.00	
		Port Hedland Volunteer Fire & Service Total			500.00	500.00
3981.8	11/10/2022	Praemium Sma Superannuation Fund	Payment	1		679.41
DEDUCTION	11/10/2022	Praemium Sma Superannuation Fund	Payroll Deductions	1	150.98	
SUPER	11/10/2022	Praemium Sma Superannuation Fund	Superannuation Contributions	1	528.43	
4045.9	25/10/2022	Praemium Sma Superannuation Fund	Payment	1		677.42
DEDUCTION	25/10/2022	Praemium Sma Superannuation Fund	Payroll Deductions	1	150.54	
SUPER	25/10/2022	Praemium Sma Superannuation Fund	Superannuation Contributions	1	526.88	
		Praemium Sma Superannuation Fund Total			1,356.83	1,356.83
13572	07/10/2022	Pro Earth Civil	Payment	1		109,455.58
30000481	06/12/2021	Pro Earth Civil	Supply of Project Management, Site Supervision & Administration	1	28,960.80	
30000484	06/12/2021	Pro Earth Civil	Supply of Project Management, Site Supervision & Administration	1	78,807.03	
30000474	10/12/2021	Pro Earth Civil	Supply of Project Management, Site Supervision & Administration	1	1,687.75	
14031	21/10/2022	Pro Earth Civil	Payment	1		54,767.74
30000531	30/09/2022	Pro Earth Civil	Wilson Street Shared Path Construction - Site Supervision/ Project Management/ Administration	1	54,767.74	
		Pro Earth Civil Total			164,223.32	164,223.32
14319	28/10/2022	Professional Coaching Australia Pty Ltd	Payment	1		990.00
NV-01768	26/10/2022	Professional Coaching Australia Pty Ltd	PRINT coaching for 6 team members	1	990.00	
		Professional Coaching Australia Pty Ltd Total			990.00	990.00
14100	21/10/2022	Programmed Skilled Workforce Limited	Payment	1		2,177.01
1393309	18/09/2022	Programmed Skilled Workforce Limited	3 x SBT hours week ending 18/9	1	692.56	
1393270	18/09/2022	Programmed Skilled Workforce Limited	SBT Hours Weeks ending 7/8 4/9	1	358.23	
1389086	21/09/2022	Programmed Skilled Workforce Limited	Recruitment and management fee - September 2022	1	1,126.22	
14338	28/10/2022	Programmed Skilled Workforce Limited	Payment	1		1,458.35
1406970	09/10/2022	Programmed Skilled Workforce Limited	Trainee Hours for week ending 2nd October	1	167.17	
1403825	11/10/2022	Programmed Skilled Workforce Limited	Uniforms	1	164.96	
1408618	14/10/2022	Programmed Skilled Workforce Limited	Management & Recruitment Fee October 2022	1	1,126.22	
		Programmed Skilled Workforce Limited Total			3,635.36	3,635.36
14205	28/10/2022	Public Libraries Western Australia	Payment	1		200.00
30368	14/10/2022	Public Libraries Western Australia	Renewal of annual membership to Public Libraries Western Australia	1	200.00	
		Public Libraries Western Australia Total			200.00	200.00

LIST OF PAYMENTS - Payment detail for month of October 2022

rence Number	Date	Name	Description	Bank	Invoice Amount	Payment Amount
3981.14	11/10/2022	Public Sector Superannuation Accumulation Plan	Payment	1		456.62
SUPER	11/10/2022	Public Sector Superannuation Accumulation Plan	Superannuation Contributions	1	456.62	
4045.14	25/10/2022	Public Sector Superannuation Accumulation Plan	Payment	1		701.75
SUPER	25/10/2022	Public Sector Superannuation Accumulation Plan	Superannuation Contributions	1	561.40	
DEDUCTION	25/10/2022	Public Sector Superannuation Accumulation Plan	Payroll Deductions	1	140.35	
		Public Sector Superannuation Accumulation Plan Total			1,168.37	1,168.37
3981.12	11/10/2022	Q Super	Payment	1		1,747.22
SUPER	11/10/2022	Q Super	Superannuation Contributions	1	1,489.29	
DEDUCTION	11/10/2022	Q Super	Payroll Deductions	1	257.93	
4045.12	25/10/2022	Q Super	Payment	1		1,441.86
SUPER	25/10/2022	Q Super	Superannuation Contributions	1	1,189.27	
DEDUCTION	25/10/2022	Q Super	Payroll Deductions	1	252.59	
		Q Super Total			3,189.08	3,189.08
4074	21/10/2022	Qt Hotels And Resorts Pty Limited	Payment	1		1,363.00
133665	28/09/2022	Qt Hotels And Resorts Pty Limited	Accommodation & Meals	1	544.00	
134286	02/10/2022	Qt Hotels And Resorts Pty Limited	Accommodation for Training	1	819.00	
4308	28/10/2022	Qt Hotels And Resorts Pty Limited	Payment	1		1,425.20
134361	01/10/2022	Qt Hotels And Resorts Pty Limited	One Night Accommodation - Cr Christensen for WALGA Training and 2022 WALGA Convention	1	418.00	
134999	12/10/2022	Qt Hotels And Resorts Pty Limited	Accommodation & Meals for Councillor for WALGA Conference	1	555.00	
136327	24/10/2022	Qt Hotels And Resorts Pty Limited	Accommodation for Mayor	1	452.20	
		Qt Hotels And Resorts Pty Limited Total			2,788.20	2,788.20
43589	07/10/2022	Radio Industries Australia Pty Ltd	Payment	1		541.21
412892	12/08/2022	Radio Industries Australia Pty Ltd	Radio repairs and servicing	1	541.21	
		Radio Industries Australia Pty Ltd Total			541.21	541.21
4314	28/10/2022	Rawtec Pty Ltd	Payment	1		5,242.60
NV-3610	23/08/2022	Rawtec Pty Ltd	Waste Strategy Development - Milestone - Completion of Strategy	1	5,242.60	
		Rawtec Pty Ltd Total			5,242.60	5,242.60
4012	21/10/2022	Recharge Petroleum	Payment	1		4,195.93
STATEMENT_30092022	30/09/2022	Recharge Petroleum	Fuel costs for September	1	4,195.93	
4256	28/10/2022	Recharge Petroleum	Payment	1		1,542.42
30651235	19/10/2022	Recharge Petroleum	Premium Cool Plus 50 205L	1	1,542.42	
		Recharge Petroleum Total			5,738.35	5,738.35

LIST OF PAYMENTS - Payment detail for month of October 2022

Invoice Number	Date	Name	Description	Bank	Invoice Amount	Payment Amount
13557	07/10/2022	Reddings Electrical Pty Ltd	Payment	1		600.00
1804	16/09/2022	Reddings Electrical Pty Ltd	Wanangkura Stadium - Investigate outside lights, reset circuit breaker and try to ID circuits and reset timers	1	600.00	
14000	21/10/2022	Reddings Electrical Pty Ltd	Payment	1		7,203.28
10005623	01/06/2022	Reddings Electrical Pty Ltd	Dog Pound Generator Hire for the period April, May & June 2022	1	5,115.00	
1809	16/09/2022	Reddings Electrical Pty Ltd	Connection of generators, Distribution boards and leads, Refuelling of infrastructure	1	1,350.00	
1813	16/09/2022	Reddings Electrical Pty Ltd	Marapikurinya park - 2 x faulty street lights near the sea container repaired	1	600.00	
1837	28/09/2022	Reddings Electrical Pty Ltd	Depot Workshop Toilet Fan repair	1	138.28	
14239	28/10/2022	Reddings Electrical Pty Ltd	Payment	1		8,705.38
1775	04/08/2022	Reddings Electrical Pty Ltd	South Hedland Aquatic Centre and rectify power point next to CSO computer	1	200.00	
1725	10/08/2022	Reddings Electrical Pty Ltd	Cemetery Beach BBQ inspection and re connection	1	1,200.00	
1780	10/08/2022	Reddings Electrical Pty Ltd	Bi-Annual inspection of all BBQ's in Port & South Hedland Parks	1	4,167.99	
1791	30/08/2022	Reddings Electrical Pty Ltd	ToPH Depot Patio - Lights repaired	1	1,099.19	
1805	16/09/2022	Reddings Electrical Pty Ltd	Cemetery Beach Park - BBQ repairs	1	475.60	
1826	26/09/2022	Reddings Electrical Pty Ltd	Electrical repairs	1	300.00	
1864	13/10/2022	Reddings Electrical Pty Ltd	Test Light Tower	1	100.00	
1862	13/10/2022	Reddings Electrical Pty Ltd	Kevin Scott Oval playground damaged light fixture on roof undercover	1	300.00	
1866	13/10/2022	Reddings Electrical Pty Ltd	Port Hedland Skatepark lights - adjust timer	1	200.00	
1858	13/10/2022	Reddings Electrical Pty Ltd	Civic Centre Floodlights to be turned off for Turtle Season	1	100.00	
1842	13/10/2022	Reddings Electrical Pty Ltd	Cemetery Beach Park - Power supply check	1	562.60	
Reddings Electrical Pty Ltd Total					16,508.66	16,508.66
13979	21/10/2022	Reece Pty Ltd	Payment	1		400.74
143126536	27/09/2022	Reece Pty Ltd	Irrigation Consumables	1	155.55	
143126772	03/10/2022	Reece Pty Ltd	Parts and Materials	1	43.56	
143126790	04/10/2022	Reece Pty Ltd	Irrigation Consumable Items	1	148.50	
143126789	04/10/2022	Reece Pty Ltd	Consumable Items for Irrigation	1	53.13	
14222	28/10/2022	Reece Pty Ltd	Payment	1		938.90
143126551	27/09/2022	Reece Pty Ltd	Parts and Materials	1	20.31	
143126809	04/10/2022	Reece Pty Ltd	Parts and Materials	1	30.86	
143126939	07/10/2022	Reece Pty Ltd	Consumable Items	1	65.27	
143127002	10/10/2022	Reece Pty Ltd	Parts and Materials	1	40.65	
1591934469	12/10/2022	Reece Pty Ltd	Parts and Materials	1	26.38	
143127138	13/10/2022	Reece Pty Ltd	Parts and Materials	1	155.55	

LIST OF PAYMENTS - Payment detail for month of October 2022

Invoice Number	Date	Name	Description	Bank	Invoice Amount	Payment Amount
143127165	14/10/2022	Reece Pty Ltd	Parts and Materials	1	110.81	
143127242	17/10/2022	Reece Pty Ltd	Parts and Materials	1	59.13	
143127285	18/10/2022	Reece Pty Ltd	Irrigation consumables items as required	1	44.86	
143127317	18/10/2022	Reece Pty Ltd	Parts and Materials	1	288.71	
143127288	18/10/2022	Reece Pty Ltd	Parts and Materials	1	23.33	
143127330	19/10/2022	Reece Pty Ltd	Parts and Materials	1	46.66	
143127471	21/10/2022	Reece Pty Ltd	Parts and Materials	1	26.38	
		Reece Pty Ltd Total			1,339.64	1,339.64
13570	07/10/2022	Regional Capitals Australia	Payment	1		11,000.00
NV-0197	01/08/2022	Regional Capitals Australia	Membership payment for 2022/2022	1	11,000.00	
		Regional Capitals Australia Total			11,000.00	11,000.00
14028	21/10/2022	Remote Construction Group Pty Ltd	Payment	1		12,650.00
NV-0382	05/10/2022	Remote Construction Group Pty Ltd	North Circular Road, South Hedland - Earthworks Rock Armor	1	12,650.00	
14267	28/10/2022	Remote Construction Group Pty Ltd	Payment	1		384,268.50
NV-0384	14/10/2022	Remote Construction Group Pty Ltd	Forrest Circle Drainage Renewal - Base Preparation, Slab, Nib Walls, Shotcrete. Inclusive of labour and materials.	1	377,668.50	
NV-0386	21/10/2022	Remote Construction Group Pty Ltd	Formed and poured 50m2 of rock pitching prices as per schedule of rates of contract 2122-12	1	6,600.00	
		Remote Construction Group Pty Ltd Total			396,918.50	396,918.50
13580	07/10/2022	Renae Ann Coles	Payment	1		2,982.10
RF_P_30092022	30/09/2022	Renae Ann Coles	ICT allowance for September 2022, Elected Member allowance for September 2022	1	2,982.10	
		Renae Ann Coles Total			2,982.10	2,982.10
14330	28/10/2022	Rentokil Initial Pty Ltd T/A All Rid Pest Management	Payment	1		10,194.25
REN-26915	11/10/2022	Rentokil Initial Pty Ltd T/A All Rid Pest Management	Termite treatment 337 trees West End	1	10,194.25	
		Rentokil Initial Pty Ltd T/A All Rid Pest Management Total			10,194.25	10,194.25
13917	21/10/2022	Repco	Payment	1		47.50
1660024369	04/10/2022	Repco	Clip Tool	1	47.50	
14160	28/10/2022	Repco	Payment	1		1,204.50
1660028652	21/10/2022	Repco	5 x UHF Radio (Brand GME)	1	963.60	
1660028987	22/10/2022	Repco	5 x UHF Radio (Brand GME)	1	240.90	
		Repco Total			1,252.00	1,252.00
3981.7	11/10/2022	Rest Super	Payment	1		10,279.90
DEDUCTION	11/10/2022	Rest Super	Payroll Deductions	1	74.45	
SUPER	11/10/2022	Rest Super	Superannuation Contributions	1	8,760.96	

LIST OF PAYMENTS - Payment detail for month of October 2022

rence Number	Date	Name	Description	Bank	Invoice Amount	Payment Amount
DEDUCTION	11/10/2022	Rest Super	Payroll Deductions	1	294.03	
DEDUCTION	11/10/2022	Rest Super	Payroll Deductions	1	477.41	
DEDUCTION	11/10/2022	Rest Super	Payroll Deductions	1	565.44	
DEDUCTION	11/10/2022	Rest Super	Payroll Deductions	1	107.61	
4045.8	25/10/2022	Rest Super	Payment	1		10,300.67
DEDUCTION	25/10/2022	Rest Super	Payroll Deductions	1	74.45	
SUPER	25/10/2022	Rest Super	Superannuation Contributions	1	8,770.92	
DEDUCTION	25/10/2022	Rest Super	Payroll Deductions	1	286.93	
DEDUCTION	25/10/2022	Rest Super	Payroll Deductions	1	472.71	
DEDUCTION	25/10/2022	Rest Super	Payroll Deductions	1	599.09	
DEDUCTION	25/10/2022	Rest Super	Payroll Deductions	1	96.57	
		Rest Super Total			20,580.57	20,580.57
4045.32	25/10/2022	RETAIL EMPLOYEES SUPERANNUATION TRUST	Payment	1		112.28
SUPER	25/10/2022	RETAIL EMPLOYEES SUPERANNUATION TRUST	Superannuation Contributions	1	112.28	
		RETAIL EMPLOYEES SUPERANNUATION TRUST Total			112.28	112.28
4217	28/10/2022	RGR Road Haulage Pty Ltd	Payment	1		15,485.76
30389726	20/10/2022	RGR Road Haulage Pty Ltd	RGR Road Haulage Transportation of Hook Bins Perth -South Hedland Landfill Road Train each trailer 4 x Hook Bins double stacked	1	5,161.92	
30389727	20/10/2022	RGR Road Haulage Pty Ltd	RGR Road Haulage Transportation of Hook Bins Perth -South Hedland Landfill Road Train each trailer 4 x Hook Bins double stacked	1	5,161.92	
30389725	20/10/2022	RGR Road Haulage Pty Ltd	RGR Road Haulage Transportation of Hook Bins Perth -South Hedland Landfill Road Train each trailer 4 x Hook Bins double stacked	1	5,161.92	
		RGR Road Haulage Pty Ltd Total			15,485.76	15,485.76
4197	28/10/2022	Rialto Distribution	Payment	1		595.10
1453/239	06/10/2022	Rialto Distribution	Movie Bookings - Little Monsters	1	595.10	
		Rialto Distribution Total			595.10	595.10
3529	07/10/2022	Ribshire Pty. Ltd T/a Goodline	Payment	1		8,478.56
177262	14/09/2022	Ribshire Pty. Ltd T/a Goodline	Disposal of goods due to mould	1	8,478.56	
3942	21/10/2022	Ribshire Pty. Ltd T/a Goodline	Payment	1		125,339.20
179070	28/09/2022	Ribshire Pty. Ltd T/a Goodline	Telehandler Operator for Hedland Food Festival 2022	1	4,824.60	
179146	29/09/2022	Ribshire Pty. Ltd T/a Goodline	Swap out Umbrella Shades at Gratwick Aquatic Centre & South Hedland Aquatic Centre	1	11,250.80	
179216	29/09/2022	Ribshire Pty. Ltd T/a Goodline	Civic Centre Chambers works	1	3,300.80	
179139	30/09/2022	Ribshire Pty. Ltd T/a Goodline	South Hedland Lotteries House Refurbishment - Claim #2	1	105,963.00	
4190	28/10/2022	Ribshire Pty. Ltd T/a Goodline	Payment	1		69,877.50
179310	18/10/2022	Ribshire Pty. Ltd T/a Goodline	RFT1920-48 VP293950- South Hedland Lotteries House Refurbishment Claim #3	1	69,877.50	

LIST OF PAYMENTS - Payment detail for month of October 2022

Invoice Number	Date	Name	Description	Bank	Invoice Amount	Payment Amount
		Ribshire Pty. Ltd T/a Goodline Total			203,695.26	203,695.26
4173	28/10/2022	Risk Management Technologies	Payment	1		660.00
103752	26/10/2022	Risk Management Technologies	Chemalert 2 hour training webinar	1	660.00	
		Risk Management Technologies Total			660.00	660.00
4128	21/10/2022	Rivtow Marine Pty Ltd	Payment	1		165.00
RFP_30092022	30/09/2022	Rivtow Marine Pty Ltd	Incorrect deposit received from Rivtow	1	165.00	
		Rivtow Marine Pty Ltd Total			165.00	165.00
4150	28/10/2022	Roadshow Films Pty Ltd	Payment	1		703.80
32628789	18/10/2022	Roadshow Films Pty Ltd	Movie Bookings - Three Thousand Years	1	288.20	
32628852	18/10/2022	Roadshow Films Pty Ltd	Movie Bookings - Fall	1	288.20	
32628938	20/10/2022	Roadshow Films Pty Ltd	Movie Bookings - Fall	1	127.40	
		Roadshow Films Pty Ltd Total			703.80	703.80
4124	21/10/2022	Robin Paul Moran T/A Scoops 'n Sips	Payment	1		95.00
5	02/10/2022	Robin Paul Moran T/A Scoops 'n Sips	Ice Creams for Prizes at JD Stage 2 Opening	1	95.00	
		Robin Paul Moran T/A Scoops 'n Sips Total			95.00	95.00
4061	21/10/2022	Rosmech Sales & Service Pty Ltd	Payment	1		3,368.57
118480	26/09/2022	Rosmech Sales & Service Pty Ltd	2 x Poly Lined Suction Nozzle	1	3,368.57	
4297	28/10/2022	Rosmech Sales & Service Pty Ltd	Payment	1		4,279.06
118840	18/10/2022	Rosmech Sales & Service Pty Ltd	Parts	1	4,279.06	
		Rosmech Sales & Service Pty Ltd Total			7,647.63	7,647.63
3908	21/10/2022	Royal Life Saving Society	Payment	1		10,021.12
178062	25/08/2022	Royal Life Saving Society	Watch Around Water goodies.	1	441.10	
182287	05/10/2022	Royal Life Saving Society	Seasonal Labour hire for two qualified Lifeguards - September 2022	1	9,580.02	
4154	28/10/2022	Royal Life Saving Society	Payment	1		12,058.81
180766	21/09/2022	Royal Life Saving Society	New Swim instructor Rash Shirts, caps & lifejackets for teaching the higher stages	1	1,822.70	
184087	19/10/2022	Royal Life Saving Society	Seasonal Labour hire for Qualified Lifeguards 03/10/22 - 16/10/22	1	9,241.71	
184725	24/10/2022	Royal Life Saving Society	Rope - Rescue Throw Bag, Rescue Tube & Postage	1	994.40	
		Royal Life Saving Society Total			22,079.93	22,079.93
3959	21/10/2022	RSA	Payment	1		440.00
107800	28/09/2022	RSA	Revised Structural Drawings - Wanangkura Stadium indoor LED screen installation	1	440.00	
4204	28/10/2022	RSA	Payment	1		3,300.00
107913	25/10/2022	RSA	Colin Matheson Oval Port Hedland Floodlight cross arm structural stability (Cyclone compliant)	1	3,300.00	

LIST OF PAYMENTS - Payment detail for month of October 2022

Invoice Number	Date	Name	Description	Bank	Invoice Amount	Payment Amount
RSA Total					3,740.00	3,740.00
14094	21/10/2022	Sai Global Australia Pty Ltd	Payment	1		78.63
SAIG11S-1230495	05/10/2022	Sai Global Australia Pty Ltd	Plumbing & Drainage	1	78.63	
14333	28/10/2022	Sai Global Australia Pty Ltd	Payment	1		60.76
SAIG11S-1231899	11/10/2022	Sai Global Australia Pty Ltd	Fire protection for mobile and transportable equipment	1	60.76	
Sai Global Australia Pty Ltd Total					139.39	139.39
13631	13/10/2022	Salary Packaging Australia Pty Limited	Payment	1		4,502.56
DEDUCTION	11/10/2022	Salary Packaging Australia Pty Limited	Payroll Deductions		3,747.99	
DEDUCTION	11/10/2022	Salary Packaging Australia Pty Limited	Payroll Deductions		754.57	
14133	27/10/2022	Salary Packaging Australia Pty Limited	Payment	1		4,402.56
DEDUCTION	25/10/2022	Salary Packaging Australia Pty Limited	Payroll Deductions		3,647.99	
DEDUCTION	25/10/2022	Salary Packaging Australia Pty Limited	Payroll Deductions		754.57	
Salary Packaging Australia Pty Limited Total					8,905.12	8,905.12
14011	21/10/2022	Sally Elizabeth Zielke	Payment	1		275.00
1130	28/09/2022	Sally Elizabeth Zielke	Cake Hack Demonstration	1	275.00	
Sally Elizabeth Zielke Total					275.00	275.00
14062	21/10/2022	Sandra Brockwell	Payment	1		569.13
RFP_23092022	23/09/2022	Sandra Brockwell	Reimbursement for expenses 12.09 to 22.09.2022.	1	329.13	
RFP_27092022	27/09/2022	Sandra Brockwell	Working from home Internet charges	1	240.00	
Sandra Brockwell Total					569.13	569.13
14071	21/10/2022	Sarah Bedell	Payment	1		400.00
RFP_07102022	07/10/2022	Sarah Bedell	Home safety and security rebate scheme	1	400.00	
Sarah Bedell Total					400.00	400.00
14055	21/10/2022	Schweppes Australia Pty Ltd	Payment	1		2,717.78
2011022461	16/09/2022	Schweppes Australia Pty Ltd	Stadium Drinks	1	956.60	
2011022468	16/09/2022	Schweppes Australia Pty Ltd	SHAC drinks order	1	490.32	
2011036312	21/09/2022	Schweppes Australia Pty Ltd	GAC drinks order	1	1,270.86	
14291	28/10/2022	Schweppes Australia Pty Ltd	Payment	1		3,028.32
2011101899	07/10/2022	Schweppes Australia Pty Ltd	Drinks order for GAC	1	937.40	
2011131410	14/10/2022	Schweppes Australia Pty Ltd	SHAC drinks restock	1	1,218.28	
2011131298	14/10/2022	Schweppes Australia Pty Ltd	Stadium drinks	1	486.17	
2011181518	21/10/2022	Schweppes Australia Pty Ltd	Stadium Schweppes order	1	386.47	

LIST OF PAYMENTS - Payment detail for month of October 2022

Invoice Number	Date	Name	Description	Bank	Invoice Amount	Payment Amount
Schwepes Australia Pty Ltd Total					5,746.10	5,746.10
13988	21/10/2022	Scope Business Imaging	Payment	1		8,086.63
185323	30/09/2022	Scope Business Imaging	Photocopier copy charges & preventative service plan	1	776.58	
185325	30/09/2022	Scope Business Imaging	Photocopier copy charges & preventative service plan	1	1,233.75	
185326	30/09/2022	Scope Business Imaging	Photocopier copy charges & preventative service plan	1	257.70	
185329	30/09/2022	Scope Business Imaging	Photocopier copy charges & preventative service plan	1	317.61	
185330	30/09/2022	Scope Business Imaging	Photocopier copy charges & preventative service plan	1	125.77	
185328	30/09/2022	Scope Business Imaging	Photocopier copy charges & preventative service plan	1	117.18	
185327	30/09/2022	Scope Business Imaging	Photocopier copy charges & preventative service plan	1	170.81	
185324	30/09/2022	Scope Business Imaging	Photocopier copy charges & preventative service plan	1	5,087.23	
Scope Business Imaging Total					8,086.63	8,086.63
13929	21/10/2022	Security & Key Distributors	Payment	1		8,950.15
17176	05/09/2022	Security & Key Distributors	Supply and Delivery of 50 x Bilock Padlocks complete to suit BAA788-PGK (SKD8345SS25)	1	8,950.15	
Security & Key Distributors Total					8,950.15	8,950.15
13940	21/10/2022	Seek Limited	Payment	1		13,054.25
102564785	31/08/2022	Seek Limited	Additional Ads - Contract 500987657	1	13,054.25	
Seek Limited Total					13,054.25	13,054.25
13582	07/10/2022	Sentinel Countrywide Retail Ltd	Payment	1		6,632.02
101443	20/09/2022	Sentinel Countrywide Retail Ltd	Outgoings for Port Library rental at Port Boulevard - October 2022	1	6,632.02	
14286	28/10/2022	Sentinel Countrywide Retail Ltd	Payment	1		6,703.59
101930	19/10/2022	Sentinel Countrywide Retail Ltd	Port Boulevard - Reconciliation rental fees adjustment FY21/22	1	71.57	
102037	20/10/2022	Sentinel Countrywide Retail Ltd	Outgoings for Port Library rental at Port Boulevard	1	6,632.02	
Sentinel Countrywide Retail Ltd Total					13,335.61	13,335.61
14115	21/10/2022	Shukr Wellbeing	Payment	1		6,660.00
1229	07/09/2022	Shukr Wellbeing	Wellness Massage Service at all Town of Port Hedland Facilities	1	6,660.00	
Shukr Wellbeing Total					6,660.00	6,660.00
13906	21/10/2022	Sigma Chemicals	Payment	1		7,011.35
158035/01	05/10/2022	Sigma Chemicals	Repair fee for Robotic cleaner	1	7,011.35	
14153	28/10/2022	Sigma Chemicals	Payment	1		8,872.27
161127/01	18/10/2022	Sigma Chemicals	Chemicals order for SHAC/GAC	1	8,501.02	
161235/01	24/10/2022	Sigma Chemicals	Palintest testing tablets	1	371.25	
Sigma Chemicals Total					15,883.62	15,883.62

LIST OF PAYMENTS - Payment detail for month of October 2022

Invoice Number	Date	Name	Description	Bank	Invoice Amount	Payment Amount
13602	07/10/2022	Signswest	Payment	1		313.50
30082848	13/09/2022	Signswest	1200x600mm aluminium stencil - No Unauthorised parking	1	313.50	
		Signswest Total			313.50	313.50
14107	21/10/2022	Simbarico Pty Ltd T/A Jaz It Up	Payment	1		480.00
NV-0017	15/07/2022	Simbarico Pty Ltd T/A Jaz It Up	Two Face painters for Youth Fest Opening	1	480.00	
		Simbarico Pty Ltd T/A Jaz It Up Total			480.00	480.00
14049	21/10/2022	Simon Robert Campbell	Payment	1		4,115.78
1805999	13/10/2022	Simon Robert Campbell	Rates refund		2,055.31	
1806547	13/10/2022	Simon Robert Campbell	Rates refund		2,060.47	
		Simon Robert Campbell Total			4,115.78	4,115.78
14002	21/10/2022	Siti Arifin	Payment	1		500.00
2226	10/09/2022	Siti Arifin	Food Festival samples of desserts for Hedland Food Festivals	1	500.00	
		Siti Arifin Total			500.00	500.00
13905	21/10/2022	Slater Gartrell Sports	Payment	1		515.02
5G54954/01	28/09/2022	Slater Gartrell Sports	Sports equipment purchases	1	515.02	
14149	28/10/2022	Slater Gartrell Sports	Payment	1		102.30
5G54976/01	28/09/2022	Slater Gartrell Sports	Freight costs	1	102.30	
		Slater Gartrell Sports Total			617.32	617.32
14287	28/10/2022	Sodexo Remote Sites Australia Pty Ltd	Payment	1		960.00
REF_17102022	17/10/2022	Sodexo Remote Sites Australia Pty Ltd	Refund the Food premises registration 2022-23 fee for FMG Port Cafe and Hamilton Motel.	1	960.00	
		Sodexo Remote Sites Australia Pty Ltd Total			960.00	960.00
13541	07/10/2022	Sonic Healthplus Pty Ltd	Payment	1		3,291.20
2734406	14/09/2022	Sonic Healthplus Pty Ltd	Pre-employment medical	1	86.90	
2735571	15/09/2022	Sonic Healthplus Pty Ltd	Pre-employment medical	1	99.00	
2735572	15/09/2022	Sonic Healthplus Pty Ltd	Pre-employment medical	1	99.00	
2736858	16/09/2022	Sonic Healthplus Pty Ltd	Pre-employment medical	1	804.10	
2736859	16/09/2022	Sonic Healthplus Pty Ltd	Pre-employment medical	1	99.00	
2736860	16/09/2022	Sonic Healthplus Pty Ltd	Pre-employment medical	1	99.00	
2737914	17/09/2022	Sonic Healthplus Pty Ltd	Pre-employment medical	1	99.00	
2737913	17/09/2022	Sonic Healthplus Pty Ltd	Pre-employment medical	1	99.00	
2737915	17/09/2022	Sonic Healthplus Pty Ltd	Pre-employment medical	1	804.10	
2737916	17/09/2022	Sonic Healthplus Pty Ltd	Pre-employment medical	1	804.10	

LIST OF PAYMENTS - Payment detail for month of October 2022

Invoice Number	Date	Name	Description	Bank	Invoice Amount	Payment Amount
2738970	20/09/2022	Sonic Healthplus Pty Ltd	Pre-employment medical	1	99.00	
2740976	21/09/2022	Sonic Healthplus Pty Ltd	Pre-employment medical	1	99.00	
23965	21/10/2022	Sonic Healthplus Pty Ltd	Payment	1		3,300.28
2736861	16/09/2022	Sonic Healthplus Pty Ltd	Pre-employment medical	1	624.80	
2736862	16/09/2022	Sonic Healthplus Pty Ltd	Pre-employment medical	1	99.00	
2742060	23/09/2022	Sonic Healthplus Pty Ltd	Pre-employment medical	1	65.18	
2745054	28/09/2022	Sonic Healthplus Pty Ltd	Pre-employment medical	1	705.10	
2745055	28/09/2022	Sonic Healthplus Pty Ltd	Pre-employment medical	1	99.00	
2746240	29/09/2022	Sonic Healthplus Pty Ltd	Pre-employment medical	1	99.00	
2746241	29/09/2022	Sonic Healthplus Pty Ltd	Pre-employment medical	1	804.10	
2746242	29/09/2022	Sonic Healthplus Pty Ltd	Pre-employment medical	1	99.00	
2750071	05/10/2022	Sonic Healthplus Pty Ltd	Pre-employment medical	1	705.10	
24210	28/10/2022	Sonic Healthplus Pty Ltd	Payment	1		6,951.74
2751497	06/10/2022	Sonic Healthplus Pty Ltd	Pre-employment medical	1	86.90	
2755823	11/10/2022	Sonic Healthplus Pty Ltd	Pre-employment medical	1	99.00	
2756906	12/10/2022	Sonic Healthplus Pty Ltd	Pre-employment medical	1	99.00	
2756907	12/10/2022	Sonic Healthplus Pty Ltd	Pre-employment medical	1	804.10	
2756909	12/10/2022	Sonic Healthplus Pty Ltd	Pre-employment medical	1	804.10	
2756908	12/10/2022	Sonic Healthplus Pty Ltd	Pre-employment medical	1	804.10	
2758003	13/10/2022	Sonic Healthplus Pty Ltd	Pre-employment medical	1	804.10	
2760862	17/10/2022	Sonic Healthplus Pty Ltd	Pre-employment medical	1	99.00	
2760863	17/10/2022	Sonic Healthplus Pty Ltd	Pre-employment medical	1	804.10	
2760861	17/10/2022	Sonic Healthplus Pty Ltd	Pre-employment medical	1	705.10	
2761881	18/10/2022	Sonic Healthplus Pty Ltd	Pre-employment medical	1	86.90	
2762851	19/10/2022	Sonic Healthplus Pty Ltd	Pre-employment medical	1	99.00	
2766887	24/10/2022	Sonic Healthplus Pty Ltd	Pre-employment medical	1	528.84	
2766888	24/10/2022	Sonic Healthplus Pty Ltd	Pre-employment medical	1	624.80	
2766889	24/10/2022	Sonic Healthplus Pty Ltd	Pre-employment medical	1	86.90	
2769512	26/10/2022	Sonic Healthplus Pty Ltd	Pre-employment medical	1	316.80	
2769513	26/10/2022	Sonic Healthplus Pty Ltd	Pre-employment medical	1	99.00	
		Sonic Healthplus Pty Ltd Total			13,543.22	13,543.22
23516	07/10/2022	Sony Pictures Releasing Pty Ltd	Payment	1		295.78

LIST OF PAYMENTS - Payment detail for month of October 2022

Invoice Number	Date	Name	Description	Bank	Invoice Amount	Payment Amount
302213-1	12/09/2022	Sony Pictures Releasing Pty Ltd	Matt Dann Movie Bookings - Sony	1	295.78	
303921	21/10/2022	Sony Pictures Releasing Pty Ltd	Payment	1		275.00
303968-1	26/09/2022	Sony Pictures Releasing Pty Ltd	Movie Bookings - The Invitation 24/09/2023	1	275.00	
		Sony Pictures Releasing Pty Ltd Total			570.78	570.78
303593	07/10/2022	South Hedland Coles Supermarkets Australia Pty Ltd	Payment	1		741.65
152722643	09/09/2022	South Hedland Coles Supermarkets Australia Pty Ltd	Consumables	1	266.00	
153261007	27/09/2022	South Hedland Coles Supermarkets Australia Pty Ltd	Consumable for OWLS September	1	136.15	
153540276	27/09/2022	South Hedland Coles Supermarkets Australia Pty Ltd	Consumables	1	339.50	
303640	14/10/2022	South Hedland Coles Supermarkets Australia Pty Ltd	Payment	1		1,537.04
152468054	05/09/2022	South Hedland Coles Supermarkets Australia Pty Ltd	Con	1	388.98	
152700621	08/09/2022	South Hedland Coles Supermarkets Australia Pty Ltd	JD Hardie Centre programming	1	189.94	
152720858	14/09/2022	South Hedland Coles Supermarkets Australia Pty Ltd	JD Hardie Centre programming	1	120.00	
153188379	16/09/2022	South Hedland Coles Supermarkets Australia Pty Ltd	JD Hardie Centre programming	1	110.60	
153203566	19/09/2022	South Hedland Coles Supermarkets Australia Pty Ltd	Weekly Kiosk Orders	1	331.72	
153808989	29/09/2022	South Hedland Coles Supermarkets Australia Pty Ltd	SHAC emergency ice-cream order	1	315.50	
153886240	29/09/2022	South Hedland Coles Supermarkets Australia Pty Ltd	Night lights	1	80.30	
304068	21/10/2022	South Hedland Coles Supermarkets Australia Pty Ltd	Payment	1		4,002.97
148737373	13/07/2022	South Hedland Coles Supermarkets Australia Pty Ltd	Food for pool party in the school holidays	1	147.60	
150312848	02/08/2022	South Hedland Coles Supermarkets Australia Pty Ltd	Night lights food,	1	267.55	
150247159	08/08/2022	South Hedland Coles Supermarkets Australia Pty Ltd	Water packs	1	36.80	
150376315	08/08/2022	South Hedland Coles Supermarkets Australia Pty Ltd	Consumables	1	58.75	
150943944	10/08/2022	South Hedland Coles Supermarkets Australia Pty Ltd	Sausage Sizzle for SLAM program	1	245.30	
152789344	11/09/2022	South Hedland Coles Supermarkets Australia Pty Ltd	Weekly Kiosk Orders	1	320.05	
152821932	12/09/2022	South Hedland Coles Supermarkets Australia Pty Ltd	Consumables	1	94.04	
153196511	20/09/2022	South Hedland Coles Supermarkets Australia Pty Ltd	JD Hardie Centre programming	1	125.97	
153455873	23/09/2022	South Hedland Coles Supermarkets Australia Pty Ltd	GAC consumables	1	329.50	
153528704	23/09/2022	South Hedland Coles Supermarkets Australia Pty Ltd	SHAC emergency ice-cream order	1	273.20	
153414615	26/09/2022	South Hedland Coles Supermarkets Australia Pty Ltd	JD Hardie Centre programming	1	283.69	
153782137	27/09/2022	South Hedland Coles Supermarkets Australia Pty Ltd	Weekly Kiosk Orders	1	337.16	
153413903	28/09/2022	South Hedland Coles Supermarkets Australia Pty Ltd	JD Hardie Centre programming	1	559.40	
154397254	10/10/2022	South Hedland Coles Supermarkets Australia Pty Ltd	JD Hardie Centre programming	1	133.66	
154665029	12/10/2022	South Hedland Coles Supermarkets Australia Pty Ltd	Children's Program refreshments	1	67.64	

LIST OF PAYMENTS - Payment detail for month of October 2022

rence Number	Date	Name	Description	Bank	Invoice Amount	Payment Amount
154639980	13/10/2022	South Hedland Coles Supermarkets Australia Pty Ltd	Fruit Orders for Staff	1	49.21	
154652776	13/10/2022	South Hedland Coles Supermarkets Australia Pty Ltd	JD Hardie general programming	1	406.60	
154450435	14/10/2022	South Hedland Coles Supermarkets Australia Pty Ltd	Consumables	1	74.00	
154613943	14/10/2022	South Hedland Coles Supermarkets Australia Pty Ltd	JD Hardie general programming	1	192.85	
14303	28/10/2022	South Hedland Coles Supermarkets Australia Pty Ltd	Payment	1		2,148.14
153425775	21/09/2022	South Hedland Coles Supermarkets Australia Pty Ltd	Consumables	1	99.20	
154274134	06/10/2022	South Hedland Coles Supermarkets Australia Pty Ltd	Emergency drinks order	1	329.50	
154308785	06/10/2022	South Hedland Coles Supermarkets Australia Pty Ltd	BBQ at Pool for kids club holiday programs, BBQ at Pool for kids club holiday programs	1	90.35	
154909061	18/10/2022	South Hedland Coles Supermarkets Australia Pty Ltd	Fruit Orders for Staff	1	131.19	
154902128	18/10/2022	South Hedland Coles Supermarkets Australia Pty Ltd	Fruit Orders for Staff	1	49.30	
154828868	18/10/2022	South Hedland Coles Supermarkets Australia Pty Ltd	Weekly Kiosk Orders	1	118.30	
154712626	19/10/2022	South Hedland Coles Supermarkets Australia Pty Ltd	OWLS paint and sip program consumables	1	123.76	
154921987	20/10/2022	South Hedland Coles Supermarkets Australia Pty Ltd	Teddy bears picnic food for catering and morning tea	1	297.95	
155117735	21/10/2022	South Hedland Coles Supermarkets Australia Pty Ltd	Consumables	1	55.45	
155038772	21/10/2022	South Hedland Coles Supermarkets Australia Pty Ltd	Weekly Kiosk Orders	1	158.35	
155177659	24/10/2022	South Hedland Coles Supermarkets Australia Pty Ltd	Landfill Crib Hut Order	1	203.42	
155253427	25/10/2022	South Hedland Coles Supermarkets Australia Pty Ltd	Kiosk Order	1	251.88	
155107843	25/10/2022	South Hedland Coles Supermarkets Australia Pty Ltd	Afternoon Tea for Mama Stitch Crew	1	132.00	
155398815	26/10/2022	South Hedland Coles Supermarkets Australia Pty Ltd	Landfill Toolbox Meeting consumables	1	107.49	
		South Hedland Coles Supermarkets Australia Pty Ltd Total			8,429.80	8,429.80
13922	21/10/2022	South Hedland Lotteries House	Payment	1		450.00
30006513	06/05/2022	South Hedland Lotteries House	Hire cost of the Function Room at the South Hedland Lotteries Centre	1	190.00	
30006684	04/10/2022	South Hedland Lotteries House	Hire cost of the Function Room at the South Hedland Lotteries Centre	1	260.00	
		South Hedland Lotteries House Total			450.00	450.00
13913	21/10/2022	South Hedland Veterinary Hospital	Payment	1		2,755.70
30092022	30/09/2022	South Hedland Veterinary Hospital	Vet Services received in September 2022	1	2,755.70	
		South Hedland Veterinary Hospital Total			2,755.70	2,755.70
14045	21/10/2022	Southern Cross Treasury	Payment	1		1,172.60
71571	30/09/2022	Southern Cross Treasury	Advertising	1	1,172.60	
14279	28/10/2022	Southern Cross Treasury	Payment	1		660.00
71403-1	30/09/2022	Southern Cross Treasury	Advertising	1	660.00	
		Southern Cross Treasury Total			1,832.60	1,832.60

LIST OF PAYMENTS - Payment detail for month of October 2022

Invoice Number	Date	Name	Description	Bank	Invoice Amount	Payment Amount
13537	07/10/2022	St John Ambulance Western Australia Ltd	Payment	1		1,417.00
AINV01012773	06/09/2022	St John Ambulance Western Australia Ltd	St Johns Country event standby- Hedland Food Festival 03/09/22	1	1,417.00	
13960	21/10/2022	St John Ambulance Western Australia Ltd	Payment	1		425.00
AINV01009154	24/08/2022	St John Ambulance Western Australia Ltd	Ship to Shore Event : Cemetery Beach Park 13th August 2022	1	425.00	
		St John Ambulance Western Australia Ltd Total			1,842.00	1,842.00
14147	28/10/2022	Stay Kool Airconditioning & Electrical Services	Payment	1		866.25
2090	28/09/2022	Stay Kool Airconditioning & Electrical Services	McGregor Oval 2 wire upgrade install encoder and router	1	866.25	
		Stay Kool Airconditioning & Electrical Services Total			866.25	866.25
13642	14/10/2022	Stephanie Sikaloski	Payment	1		6,100.00
139509	27/06/2022	Stephanie Sikaloski	Rental reimbursement for 01/07/2022 - 14/07/2022	1	800.00	
135761572	04/07/2022	Stephanie Sikaloski	Utility reimbursement - Internet 04/07/2022 - 04/08/2022	1	25.00	
11005	11/07/2022	Stephanie Sikaloski	Rental reimbursement for 15/07/2022 - 28/07/2022	1	800.00	
12527	28/07/2022	Stephanie Sikaloski	Rental reimbursement for 29/07/2022 - 11/08/2022	1	800.00	
135852630	04/08/2022	Stephanie Sikaloski	Utility reimbursement - Internet 04/08/2022 - 04/09/2022	1	25.00	
13919	12/08/2022	Stephanie Sikaloski	Rental reimbursement for 12/08/2022 - 25/08/2022	1	800.00	
14452	22/08/2022	Stephanie Sikaloski	Rental reimbursement for 26/08/2022 - 08/09/2022	1	800.00	
135945854	04/09/2022	Stephanie Sikaloski	Utility reimbursement - Internet 04/09/2022 - 04/10/2022	1	25.00	
16098	08/09/2022	Stephanie Sikaloski	Rental reimbursement for 09/09/2022 - 22/09/2022	1	800.00	
17223	21/09/2022	Stephanie Sikaloski	Rental reimbursement for 23/09/2022 - 29/09/2022	1	400.00	
17923	29/09/2022	Stephanie Sikaloski	Rental reimbursement for 30/09/2022 - 06/10/2022	1	400.00	
136041684	04/10/2022	Stephanie Sikaloski	Utility reimbursement - Internet 04/10/2022 - 04/11/2022	1	25.00	
18506	06/10/2022	Stephanie Sikaloski	Rental reimbursement for 07/10/2022 - 13/10/2022	1	400.00	
14348	28/10/2022	Stephanie Sikaloski	Payment	1		400.00
19153	14/10/2022	Stephanie Sikaloski	Rental reimbursement for 14.10 to 25.10.2022	1	400.00	
		Stephanie Sikaloski Total			6,500.00	6,500.00
14015	21/10/2022	Strata Corporation Pty Ltd t/a Stratagreen	Payment	1		126.82
148143	09/09/2022	Strata Corporation Pty Ltd t/a Stratagreen	Garden supplies	1	126.82	
14260	28/10/2022	Strata Corporation Pty Ltd t/a Stratagreen	Payment	1		1,004.85
149301	20/10/2022	Strata Corporation Pty Ltd t/a Stratagreen	2 x 5lt Fipronil	1	1,004.85	
		Strata Corporation Pty Ltd t/a Stratagreen Total			1,131.67	1,131.67
14151	28/10/2022	Studiocanal Pty Ltd	Payment	1		357.50
14U074066	06/10/2022	Studiocanal Pty Ltd	Movie Bookings - Railway Children Return	1	357.50	

LIST OF PAYMENTS - Payment detail for month of October 2022

Invoice Number	Date	Name	Description	Bank	Invoice Amount	Payment Amount
Studlocanal Pty Ltd Total					357.50	357.50
13932	21/10/2022	Sunny Sign Company Pty Ltd	Payment	1		312.40
186530	05/10/2022	Sunny Sign Company Pty Ltd	Post PVC Guides Red/White	1	312.40	
14172	28/10/2022	Sunny Sign Company Pty Ltd	Payment	1		1,012.00
187558	20/10/2022	Sunny Sign Company Pty Ltd	Steel markers for valve boxes	1	1,012.00	
Sunny Sign Company Pty Ltd Total					1,324.40	1,324.40
13535	07/10/2022	Super Transport (WA) Pty Ltd T/A Town Link Couriers	Payment	1		165.00
152102	06/09/2022	Super Transport (WA) Pty Ltd T/A Town Link Couriers	Transport of cool room from Karratha to Hedland	1	165.00	
Super Transport (WA) Pty Ltd T/A Town Link Couriers Total					165.00	165.00
13558	07/10/2022	Superpop Pty Ltd	Payment	1		313.65
10547422	13/09/2022	Superpop Pty Ltd	Small Popcorn Boxes	1	313.65	
14241	28/10/2022	Superpop Pty Ltd	Payment	1		186.00
10549845	14/10/2022	Superpop Pty Ltd	Popcorn Seed	1	186.00	
Superpop Pty Ltd Total					499.65	499.65
13969	21/10/2022	Survey Group	Payment	1		10,428.00
10006416	29/09/2022	Survey Group	Project preparation and management	1	6,050.00	
10006417	29/09/2022	Survey Group	Full Feature Survey South Hedland Landfill - Draft Feature survey and Plans	1	4,378.00	
14213	28/10/2022	Survey Group	Payment	1		2,502.50
10006461	24/10/2022	Survey Group	Provision of surface survey pegging for the McGregor Street Oval - Cut/ fill works	1	2,502.50	
Survey Group Total					12,930.50	12,930.50
13946	21/10/2022	T - Quip	Payment	1		811.90
113510 #12	20/09/2022	T - Quip	Parts	1	297.05	
113572 #12	23/09/2022	T - Quip	Parts	1	277.95	
113586 #12	27/09/2022	T - Quip	Parts	1	236.90	
14194	28/10/2022	T - Quip	Payment	1		64.35
113908 #14	06/10/2022	T - Quip	Parts	1	64.35	
T - Quip Total					876.25	876.25
14266	28/10/2022	Talis Consultants	Payment	1		2,750.00
16579	30/09/2022	Talis Consultants	Project Work - Site Investigations Scope	1	2,750.00	
Talis Consultants Total					2,750.00	2,750.00
14024	21/10/2022	Tammy Wombwell	Payment	1		323.25
126022	14/09/2022	Tammy Wombwell	Reimbursement of electricity charges	1	323.25	

LIST OF PAYMENTS - Payment detail for month of October 2022

rence Number	Date	Name	Description	Bank	Invoice Amount	Payment Amount
4265	28/10/2022	Tammy Wombwell	Payment	1		374.95
1186274609	27/05/2022	Tammy Wombwell	Reimbursement of internet charges	1	74.99	
1186274609	27/06/2022	Tammy Wombwell	Reimbursement of internet charges	1	74.99	
1186274609	27/07/2022	Tammy Wombwell	Reimbursement of internet charges	1	74.99	
1186274609	26/08/2022	Tammy Wombwell	Reimbursement of internet charges	1	74.99	
1186274609	27/09/2022	Tammy Wombwell	Reimbursement of internet charges	1	74.99	
		Tammy Wombwell Total			698.20	698.20
3597	07/10/2022	Tanelle Ann Mcvicar	Payment	1		400.00
3FP_15092022	15/09/2022	Tanelle Ann Mcvicar	Home Security Rebate Scheme	1	400.00	
		Tanelle Ann Mcvicar Total			400.00	400.00
3581	07/10/2022	Tangibility	Payment	1		2,838.00
NV-39085	22/08/2022	Tangibility	Premium Flat Cooler x 500	1	2,255.00	
NV-39302	12/09/2022	Tangibility	Beach balls	1	583.00	
		Tangibility Total			2,838.00	2,838.00
4248	28/10/2022	Task Exchange Pty Limited	Payment	1		8,252.20
NV-1994	30/09/2022	Task Exchange Pty Limited	LG Hub Australian Cloud Package Renewal	1	8,252.20	
		Task Exchange Pty Limited Total			8,252.20	8,252.20
4021	21/10/2022	Technology One	Payment	1		37,291.31
214635	30/09/2022	Technology One	Consulting Services	1	36,389.31	
214567	30/09/2022	Technology One	Consulting Services	1	902.00	
4263	28/10/2022	Technology One	Payment	1		9,768.00
214997	20/10/2022	Technology One	AMS Program uplift for October 2022	1	9,768.00	
		Technology One Total			47,059.31	47,059.31
3626	10/10/2022	Tekohi Rivera	Payment	3		80.00
11763	10/10/2022	Tekohi Rivera	Election Bond Refund	3	80.00	
		Tekohi Rivera Total			80.00	80.00
3499	07/10/2022	Telstra Corporation Limited	Payment	1		4,069.92
2206796902	25/09/2022	Telstra Corporation Limited	Telephone charges	1	4,069.92	
3896	21/10/2022	Telstra Corporation Limited	Payment	1		4,949.41
3802305000	25/09/2022	Telstra Corporation Limited	Telephone charges	1	4,840.44	
1335539233	07/10/2022	Telstra Corporation Limited	Telephone charges	1	45.00	
2054805813	12/10/2022	Telstra Corporation Limited	Telephone charges	1	63.97	

LIST OF PAYMENTS - Payment detail for month of October 2022

rence Number	Date	Name	Description	Bank	Invoice Amount	Payment Amount
4138	28/10/2022	Telstra Corporation Limited	Payment	1		8,028.27
2206796985	18/10/2022	Telstra Corporation Limited	Telephone charges	1	135.00	
2206796902	25/10/2022	Telstra Corporation Limited	Telephone charges	1	7,893.27	
Telstra Corporation Limited Total					17,047.60	17,047.60
3563	07/10/2022	The Banner Lady Pty Ltd	Payment	1		810.70
30013243	08/07/2022	The Banner Lady Pty Ltd	2x 3.5M Tear Drop Flag Package & Art work set up	1	810.70	
The Banner Lady Pty Ltd Total					810.70	810.70
4106	21/10/2022	The Gallup Organization Pty Ltd	Payment	1		1,650.00
15932	19/09/2022	The Gallup Organization Pty Ltd	Consulting services	1	1,650.00	
The Gallup Organization Pty Ltd Total					1,650.00	1,650.00
4305	28/10/2022	The Hidden Pantry 6721	Payment	1		500.00
200	14/10/2022	The Hidden Pantry 6721	Taste Tent at Hedland Food Festival	1	500.00	
The Hidden Pantry 6721 Total					500.00	500.00
4053	21/10/2022	The Junction Co.	Payment	1		158,950.00
NV-1080	26/09/2022	The Junction Co.	Second quarter payment for Contract Service Provision - 2022/23	1	158,950.00	
4289	28/10/2022	The Junction Co.	Payment	1		770.00
NV-1049	20/08/2022	The Junction Co.	Hedland Food Festival 2022 - Kids activities	1	770.00	
The Junction Co. Total					159,720.00	159,720.00
4003	21/10/2022	The Lucky Charm South Hedland	Payment	1		101.55
78595	13/10/2022	The Lucky Charm South Hedland	Newspapers for Port and South Library - September	1	101.55	
The Lucky Charm South Hedland Total					101.55	101.55
3981.24	11/10/2022	The Trustee For Amp Super Fund	Payment	1		614.05
SUPER	11/10/2022	The Trustee For Amp Super Fund	Superannuation Contributions	1	609.27	
DEDUCTION	11/10/2022	The Trustee For Amp Super Fund	Payroll Deductions	1	4.78	
4045.25	25/10/2022	The Trustee For Amp Super Fund	Payment	1		702.19
SUPER	25/10/2022	The Trustee For Amp Super Fund	Superannuation Contributions	1	679.77	
DEDUCTION	25/10/2022	The Trustee For Amp Super Fund	Payroll Deductions	1	22.42	
The Trustee For Amp Super Fund Total					1,316.24	1,316.24
3981.3	11/10/2022	The Trustee For Australian Retirement Trust	Payment	1		5,345.88
DEDUCTION	11/10/2022	The Trustee For Australian Retirement Trust	Payroll Deductions	1	148.89	
DEDUCTION	11/10/2022	The Trustee For Australian Retirement Trust	Payroll Deductions	1	31.63	
DEDUCTION	11/10/2022	The Trustee For Australian Retirement Trust	Payroll Deductions	1	29.29	

LIST OF PAYMENTS - Payment detail for month of October 2022

Reference Number	Date	Name	Description	Bank	Invoice Amount	Payment Amount
DEDUCTION	11/10/2022	The Trustee For Australian Retirement Trust	Payroll Deductions	1	68.56	
DEDUCTION	11/10/2022	The Trustee For Australian Retirement Trust	Payroll Deductions	1	271.03	
SUPER	11/10/2022	The Trustee For Australian Retirement Trust	Superannuation Contributions	1	4,497.29	
DEDUCTION	11/10/2022	The Trustee For Australian Retirement Trust	Payroll Deductions	1	100.00	
DEDUCTION	11/10/2022	The Trustee For Australian Retirement Trust	Payroll Deductions	1	199.19	
4045.4	25/10/2022	The Trustee For Australian Retirement Trust	Payment	1		5,993.90
DEDUCTION	25/10/2022	The Trustee For Australian Retirement Trust	Payroll Deductions	1	148.89	
DEDUCTION	25/10/2022	The Trustee For Australian Retirement Trust	Payroll Deductions	1	31.63	
DEDUCTION	25/10/2022	The Trustee For Australian Retirement Trust	Payroll Deductions	1	29.29	
DEDUCTION	25/10/2022	The Trustee For Australian Retirement Trust	Payroll Deductions	1	600.00	
DEDUCTION	25/10/2022	The Trustee For Australian Retirement Trust	Payroll Deductions	1	79.91	
DEDUCTION	25/10/2022	The Trustee For Australian Retirement Trust	Payroll Deductions	1	277.17	
SUPER	25/10/2022	The Trustee For Australian Retirement Trust	Superannuation Contributions	1	4,629.52	
DEDUCTION	25/10/2022	The Trustee For Australian Retirement Trust	Payroll Deductions	1	197.49	
		The Trustee For Australian Retirement Trust Total			11,339.78	11,339.78
4045.3	25/10/2022	The trustee for HUB24 SUPER FUND	Payment	1		1,483.62
DEDUCTION	25/10/2022	The trustee for HUB24 SUPER FUND	Payroll Deductions	1	170.01	
SUPER	25/10/2022	The trustee for HUB24 SUPER FUND	Superannuation Contributions	1	1,313.61	
3981.27	11/10/2022	The trustee for HUB24 SUPER FUND	Payment	1		1,519.67
SUPER	11/10/2022	The trustee for HUB24 SUPER FUND	Superannuation Contributions	1	1,349.66	
DEDUCTION	11/10/2022	The trustee for HUB24 SUPER FUND	Payroll Deductions	1	170.01	
		The trustee for HUB24 SUPER FUND Total			3,003.29	3,003.29
3990	21/10/2022	The Trustee for Scarboro Painting Services (Northwest) Unit Trust	Payment	1		9,240.00
35907	27/09/2022	The Trustee for Scarboro Painting Services (Northwest) Unit Trust	Internal painting - staff housing	1	8,250.00	
35908	27/09/2022	The Trustee for Scarboro Painting Services (Northwest) Unit Trust	Clean and repaint Stingray at Aquatic Centre	1	990.00	
		The Trustee for Scarboro Painting Services (Northwest) Unit Trust Total			9,240.00	9,240.00
3984	21/10/2022	The Trustee for UDLA Unit Trust	Payment	1		400.00
JDLA3053	30/09/2022	The Trustee for UDLA Unit Trust	Design Review Panel attendance 31st August 2022 (2hrs)	1	400.00	
		The Trustee for UDLA Unit Trust Total			400.00	400.00
3925	21/10/2022	The Walt Disney Company (australia) Pty Limited	Payment	1		2,167.80
10325578	10/08/2022	The Walt Disney Company (australia) Pty Limited	Movie Bookings - Love & Thunder	1	1,990.35	
10328473	11/10/2022	The Walt Disney Company (australia) Pty Limited	Movie Bookings - Avatar	1	177.45	

LIST OF PAYMENTS - Payment detail for month of October 2022

Invoice Number	Date	Name	Description	Bank	Invoice Amount	Payment Amount
The Walt Disney Company (australia) Pty Limited Total					2,167.80	2,167.80
13540	07/10/2022	The Workwear Group Pty Ltd	Payment	1		83.94
14326147	14/09/2022	The Workwear Group Pty Ltd	Staff uniforms	1	83.94	
13964	21/10/2022	The Workwear Group Pty Ltd	Payment	1		828.03
14340340	26/09/2022	The Workwear Group Pty Ltd	Staff uniforms	1	356.88	
14350618	05/10/2022	The Workwear Group Pty Ltd	Staff uniforms	1	345.24	
14356481	05/10/2022	The Workwear Group Pty Ltd	Staff uniforms	1	83.94	
14362022	05/10/2022	The Workwear Group Pty Ltd	Staff uniforms	1	41.97	
14209	28/10/2022	The Workwear Group Pty Ltd	Payment	1		2,188.70
14320441	16/09/2022	The Workwear Group Pty Ltd	Staff uniforms	1	429.60	
14377071	06/10/2022	The Workwear Group Pty Ltd	Staff uniforms	1	47.96	
14375407	06/10/2022	The Workwear Group Pty Ltd	Staff uniforms	1	195.15	
14375406	06/10/2022	The Workwear Group Pty Ltd	Staff uniforms	1	317.52	
14375405	06/10/2022	The Workwear Group Pty Ltd	Staff uniforms	1	239.81	
14366730	06/10/2022	The Workwear Group Pty Ltd	Staff uniforms	1	264.80	
14387839	18/10/2022	The Workwear Group Pty Ltd	Staff uniforms	1	249.87	
14391555	18/10/2022	The Workwear Group Pty Ltd	Staff uniforms	1	200.09	
14391556	18/10/2022	The Workwear Group Pty Ltd	Staff uniforms	1	243.90	
The Workwear Group Pty Ltd Total					3,100.67	3,100.67
14229	28/10/2022	Thomson Reuters (Professional) Australia Ltd	Payment	1		597.17
149862420	11/08/2022	Thomson Reuters (Professional) Australia Ltd	BigRedSky Additional user License	1	597.17	
Thomson Reuters (Professional) Australia Ltd Total					597.17	597.17
13552	07/10/2022	Tim Turner	Payment	1		4,888.08
FP_30092022	30/09/2022	Tim Turner	ICT allowance, Deputy September Mayoral allowance, Elected Member allowance for September 2022	1	4,888.08	
Tim Turner Total					4,888.08	4,888.08
14096	21/10/2022	TKPH Pty Ltd T/a OTR Tyres	Payment	1		2,824.80
76111	23/09/2022	TKPH Pty Ltd T/a OTR Tyres	Tyres & repairs	1	1,460.80	
76906	05/10/2022	TKPH Pty Ltd T/a OTR Tyres	Tyres & repairs	1	1,364.00	
14335	28/10/2022	TKPH Pty Ltd T/a OTR Tyres	Payment	1		501.60
77295	12/10/2022	TKPH Pty Ltd T/a OTR Tyres	Tyres & repairs	1	501.60	
TKPH Pty Ltd T/a OTR Tyres Total					3,326.40	3,326.40
13519	07/10/2022	TNT Express	Payment	1		83.15

LIST OF PAYMENTS - Payment detail for month of October 2022

Invoice Number	Date	Name	Description	Bank	Invoice Amount	Payment Amount
14718663	10/09/2022	TNT Express	Freight charges	1	83.15	
143923	21/10/2022	TNT Express	Payment	1		328.82
14810047	24/09/2022	TNT Express	Freight charges	1	123.78	
14856372	01/10/2022	TNT Express	Freight charges	1	205.04	
14165	28/10/2022	TNT Express	Payment	1		236.98
14539692	13/08/2022	TNT Express	Freight charges	1	31.94	
14902277	08/10/2022	TNT Express	Freight charges	1	205.04	
		TNT Express Total			648.95	648.95
143588	07/10/2022	TNUC Pty Ltd t/a Hedland Hardware	Payment	1		367.65
1-739120	13/09/2022	TNUC Pty Ltd t/a Hedland Hardware	Materials and Parts	1	17.00	
1-741739	19/09/2022	TNUC Pty Ltd t/a Hedland Hardware	Black Gorilla Tape, Black Gaffa Tape	1	283.00	
1-742121	21/09/2022	TNUC Pty Ltd t/a Hedland Hardware	10 x Potting mix & 1 x Fungicide concentrate	1	67.65	
14059	21/10/2022	TNUC Pty Ltd t/a Hedland Hardware	Payment	1		927.95
1-739601	15/09/2022	TNUC Pty Ltd t/a Hedland Hardware	Parts and Materials	1	88.50	
1-741741	19/09/2022	TNUC Pty Ltd t/a Hedland Hardware	Parts	1	186.03	
1-741858	20/09/2022	TNUC Pty Ltd t/a Hedland Hardware	Parts and Materials	1	16.40	
1-743540	28/09/2022	TNUC Pty Ltd t/a Hedland Hardware	Building Maintenance team September 2022	1	41.91	
1-743942	29/09/2022	TNUC Pty Ltd t/a Hedland Hardware	Building Maintenance team September 2022	1	74.54	
1-743788	29/09/2022	TNUC Pty Ltd t/a Hedland Hardware	Building Maintenance team September 2022	1	87.82	
1-743745	29/09/2022	TNUC Pty Ltd t/a Hedland Hardware	Parts and Materials	1	406.00	
1-745106	04/10/2022	TNUC Pty Ltd t/a Hedland Hardware	Parts and Materials	1	26.75	
14294	28/10/2022	TNUC Pty Ltd t/a Hedland Hardware	Payment	1		1,281.60
1-731483	12/08/2022	TNUC Pty Ltd t/a Hedland Hardware	Parts and Materials	1	55.75	
1-734694	25/08/2022	TNUC Pty Ltd t/a Hedland Hardware	Parts and Materials	1	9.06	
1-735897	30/08/2022	TNUC Pty Ltd t/a Hedland Hardware	Parts and Materials	1	52.95	
1-737494	06/09/2022	TNUC Pty Ltd t/a Hedland Hardware	Parts and Materials	1	14.75	
1-739110	13/09/2022	TNUC Pty Ltd t/a Hedland Hardware	Parts and Materials	1	24.15	
1-742153	21/09/2022	TNUC Pty Ltd t/a Hedland Hardware	Parts and materials	1	21.25	
1-745557	06/10/2022	TNUC Pty Ltd t/a Hedland Hardware	Ant Dust 500gm for valve boxes irrigation	1	116.90	
1-745423	06/10/2022	TNUC Pty Ltd t/a Hedland Hardware	Parts and Materials	1	6.70	
1-745755	07/10/2022	TNUC Pty Ltd t/a Hedland Hardware	Parts and Materials	1	28.50	
1-746342	10/10/2022	TNUC Pty Ltd t/a Hedland Hardware	Parts and Materials	1	82.15	

LIST OF PAYMENTS - Payment detail for month of October 2022

Invoice Number	Date	Name	Description	Bank	Invoice Amount	Payment Amount
1-748543	19/10/2022	TNUC Pty Ltd t/a Hedland Hardware	Parts and Materials	1	23.51	
1-748566	19/10/2022	TNUC Pty Ltd t/a Hedland Hardware	Parts and Materials	1	15.93	
1-748758	20/10/2022	TNUC Pty Ltd t/a Hedland Hardware	Pavers for Matt Dann Theatre Courtyard	1	830.00	
TNUC Pty Ltd t/a Hedland Hardware Total					2,577.20	2,577.20
13498	07/10/2022	Toll Transport Pty Limited	Payment	1		801.23
1257-80828791	11/09/2022	Toll Transport Pty Limited	Freight charges	1	572.02	
1206-GUJ527	11/09/2022	Toll Transport Pty Limited	Freight charges	1	229.21	
13632	14/10/2022	Toll Transport Pty Limited	Payment	1		459.24
1202-GUJ527	15/08/2022	Toll Transport Pty Limited	Freight charges	1	22.45	
1255-80828791	28/08/2022	Toll Transport Pty Limited	Freight charges	1	436.79	
13895	21/10/2022	Toll Transport Pty Limited	Payment	1		1,013.06
1182-GUJ527	20/03/2022	Toll Transport Pty Limited	Freight charges	1	394.56	
132758	13/09/2022	Toll Transport Pty Limited	Freight charges	1	116.29	
1207-GUJ527	18/09/2022	Toll Transport Pty Limited	Freight charges	1	208.49	
135818	20/09/2022	Toll Transport Pty Limited	Freight charges	1	95.17	
1258-80828791	25/09/2022	Toll Transport Pty Limited	Freight charges	1	69.40	
1210-GUJ527	16/10/2022	Toll Transport Pty Limited	Freight charges	1	129.15	
14136	28/10/2022	Toll Transport Pty Limited	Payment	1		437.87
1209-GUJ527	09/10/2022	Toll Transport Pty Limited	Freight charges	1	139.08	
144641	11/10/2022	Toll Transport Pty Limited	Freight charges	1	55.75	
1211-GUJ527	23/10/2022	Toll Transport Pty Limited	Freight charges	1	72.56	
1259-80828791	23/10/2022	Toll Transport Pty Limited	Freight charges	1	170.48	
Toll Transport Pty Limited Total					2,711.40	2,711.40
14311	28/10/2022	Tomas Samuel Paton t/a TSP Building	Payment	1		12,485.00
1SP-1038	12/10/2022	Tomas Samuel Paton t/a TSP Building	Labour - Remaining portion of Quote TSPQ-01583	1	12,485.00	
Tomas Samuel Paton t/a TSP Building Total					12,485.00	12,485.00
13551	07/10/2022	Total Eden Pty Ltd t/a Nutrien Water	Payment	1		19,868.30
112271545	09/09/2022	Total Eden Pty Ltd t/a Nutrien Water	Parts and Materials	1	19,772.07	
112275637	13/09/2022	Total Eden Pty Ltd t/a Nutrien Water	Spray and Mark Blue	1	96.23	
13989	21/10/2022	Total Eden Pty Ltd t/a Nutrien Water	Payment	1		38,783.69
112299639	29/09/2022	Total Eden Pty Ltd t/a Nutrien Water	September Consumable Order	1	14,276.35	
112302933	30/09/2022	Total Eden Pty Ltd t/a Nutrien Water	Consumables	1	396.13	

LIST OF PAYMENTS - Payment detail for month of October 2022

Invoice Number	Date	Name	Description	Bank	Invoice Amount	Payment Amount
112302931	30/09/2022	Total Eden Pty Ltd t/a Nutrien Water	Water Fountains for South Hedland Skate Park	1	22,869.00	
112308076	04/10/2022	Total Eden Pty Ltd t/a Nutrien Water	September 2022 Consumables	1	1,242.21	
		Total Eden Pty Ltd t/a Nutrien Water Total			58,651.99	58,651.99
13525	07/10/2022	Total Electrical & Communications Services - TEC	Payment	1		7,232.97
50985	20/09/2022	Total Electrical & Communications Services - TEC	Miscellaneous Works	1	6,142.42	
51011	21/09/2022	Total Electrical & Communications Services - TEC	Miscellaneous Works	1	1,090.55	
13933	21/10/2022	Total Electrical & Communications Services - TEC	Payment	1		535,688.74
50984	20/09/2022	Total Electrical & Communications Services - TEC	JD Skate Park damages	1	811.79	
51104	30/09/2022	Total Electrical & Communications Services - TEC	Replacement of South Hedland Landfill septic system	1	51,909.59	
51176	30/09/2022	Total Electrical & Communications Services - TEC	Hooked in generator with supplied 63A 3 phase lead to Civic Centre	1	728.75	
51184	30/09/2022	Total Electrical & Communications Services - TEC	Plumbing defects rectified	1	1,918.03	
51172	30/09/2022	Total Electrical & Communications Services - TEC	Cool room repairs	1	569.25	
51090	03/10/2022	Total Electrical & Communications Services - TEC	Lighting repairs	1	1,067.00	
12CTI 11	14/10/2022	Total Electrical & Communications Services - TEC	Remedial works for Longtom Loop	1	159,247.01	
12CTI 12	14/10/2022	Total Electrical & Communications Services - TEC	JD Hardie Multi-User Courts and Surround Construction - Claim #5 RFT2122-15	1	17,289.25	
12CTI 13	16/10/2022	Total Electrical & Communications Services - TEC	Residential House Builds - Dempster Street - Claim #5	1	302,148.07	
14178	28/10/2022	Total Electrical & Communications Services - TEC	Payment	1		128,969.46
50106	30/06/2022	Total Electrical & Communications Services - TEC	Supply & Install 2 x custom designed Cantilever Shade Structures at McGregor Street Oval	1	107,670.67	
51162	30/09/2022	Total Electrical & Communications Services - TEC	Gate troubleshooting	1	462.00	
51093	30/09/2022	Total Electrical & Communications Services - TEC	Provide a carpenter for repairs	1	1,012.00	
51134	30/09/2022	Total Electrical & Communications Services - TEC	Testing faulty data outlets	1	1,048.36	
51216	06/10/2022	Total Electrical & Communications Services - TEC	Lights replacement at Colin Matheson Oval	1	528.00	
51198	06/10/2022	Total Electrical & Communications Services - TEC	GAC door scanner replacement	1	383.90	
51298	19/10/2022	Total Electrical & Communications Services - TEC	Overflowing Dump Ezy	1	462.55	
51302	19/10/2022	Total Electrical & Communications Services - TEC	Replace damaged gate into Depot Carpark	1	11,845.13	
51330	20/10/2022	Total Electrical & Communications Services - TEC	Supply and installation of the replacement of internal emergency lights	1	4,525.60	
51389	26/10/2022	Total Electrical & Communications Services - TEC	Depot Gate replace	1	1,031.25	
		Total Electrical & Communications Services - TEC Total			671,891.17	671,891.17
14035	21/10/2022	Total Sfs Pty Ltd	Payment	1		780.00
22-00011204	04/10/2022	Total Sfs Pty Ltd	36V Li-Ion Battery Hikoki	1	390.00	
22-00011206	04/10/2022	Total Sfs Pty Ltd	36V Li-Ion Battery Hikoki	1	390.00	
14272	28/10/2022	Total Sfs Pty Ltd	Payment	1		598.00

LIST OF PAYMENTS - Payment detail for month of October 2022

Invoice Number	Date	Name	Description	Bank	Invoice Amount	Payment Amount
22-00011524	13/10/2022	Total Sfs Pty Ltd	Hikoki 18V Cordless Impact Driver Drill-142847-DV18DBL2	1	598.00	
		Total Sfs Pty Ltd Total			1,378.00	1,378.00
4026	21/10/2022	Tovy Shearwood Pty Ltd T/a Creative Adm	Payment	1		877.25
1960	30/09/2022	Tovy Shearwood Pty Ltd T/a Creative Adm	TPH Invitation - JDH Stage 2 opening	1	877.25	
		Tovy Shearwood Pty Ltd T/a Creative Adm Total			877.25	877.25
13628	13/10/2022	Town of Port Hedland Social Club	Payment	1		570.00
DEDUCTION	11/10/2022	Town of Port Hedland Social Club	Payroll Deductions		570.00	
4130	27/10/2022	Town of Port Hedland Social Club	Payment	1		580.00
DEDUCTION	25/10/2022	Town of Port Hedland Social Club	Payroll Deductions		580.00	
		Town of Port Hedland Social Club Total			1,150.00	1,150.00
13599	07/10/2022	Town Team Movement Pty Ltd	Payment	1		12,540.00
30000580	15/09/2022	Town Team Movement Pty Ltd	South Hedland Centre Place Plan - Payment cert #11	1	12,540.00	
4313	28/10/2022	Town Team Movement Pty Ltd	Payment	1		7,480.00
30000599	19/10/2022	Town Team Movement Pty Ltd	Community engagement workshop and drafting ASH Action Plan	1	7,480.00	
		Town Team Movement Pty Ltd Total			20,020.00	20,020.00
4296	28/10/2022	Transmission Films Pty Limited	Payment	1		357.50
30051003	15/09/2022	Transmission Films Pty Limited	Juniper 13/09/2022	1	357.50	
		Transmission Films Pty Limited Total			357.50	357.50
3981.15	11/10/2022	TWU Super	Payment	1		601.00
SUPER	11/10/2022	TWU Super	Superannuation Contributions	1	442.84	
DEDUCTION	11/10/2022	TWU Super	Payroll Deductions	1	158.16	
4045.15	25/10/2022	TWU Super	Payment	1		601.00
SUPER	25/10/2022	TWU Super	Superannuation Contributions	1	442.84	
DEDUCTION	25/10/2022	TWU Super	Payroll Deductions	1	158.16	
		TWU Super Total			1,202.00	1,202.00
4070	21/10/2022	Tyrecycle Pty Ltd	Payment	1		7,629.36
1028418	29/09/2022	Tyrecycle Pty Ltd	Tyres transported from Landfill via Bishops transport CN 196588	1	7,629.36	
		Tyrecycle Pty Ltd Total			7,629.36	7,629.36
4005	21/10/2022	U Beaut Plumbing and Gas	Payment	1		193.60
402	28/09/2022	U Beaut Plumbing and Gas	Visitors Centre Disabled toilet repairs	1	193.60	
4246	28/10/2022	U Beaut Plumbing and Gas	Payment	1		429.00
435	11/10/2022	U Beaut Plumbing and Gas	Mark up drawings on sewer installed and supply AS Constructed drawings	1	429.00	

LIST OF PAYMENTS - Payment detail for month of October 2022

Invoice Number	Date	Name	Description	Bank	Invoice Amount	Payment Amount
U Beut Plumbing and Gas Total					622.60	622.60
3981.34	11/10/2022	Unisuper	Payment	1		2,612.14
DEDUCTION	11/10/2022	Unisuper	Payroll Deductions	1	221.61	
SUPER	11/10/2022	Unisuper	Superannuation Contributions	1	2,390.53	
4045.35	25/10/2022	Unisuper	Payment	1		2,927.74
DEDUCTION	25/10/2022	Unisuper	Payroll Deductions	1	221.61	
SUPER	25/10/2022	Unisuper	Superannuation Contributions	1	2,706.13	
Unisuper Total					5,539.88	5,539.88
13514	07/10/2022	United Party Hire	Payment	1		1,809.50
366	18/09/2022	United Party Hire	Hire items for Spinifex Spree Carnival	1	1,809.50	
United Party Hire Total					1,809.50	1,809.50
13522	07/10/2022	Universal Pictures International Australasia Pty Ltd	Payment	1		660.00
3410249744-1	19/09/2022	Universal Pictures International Australasia Pty Ltd	Movie Bookings - Nope 17/09/2022	1	330.00	
3410250853-1	26/09/2022	Universal Pictures International Australasia Pty Ltd	Movie Bookings - Beast 2022	1	330.00	
13927	21/10/2022	Universal Pictures International Australasia Pty Ltd	Payment	1		330.00
3410253147-1	10/10/2022	Universal Pictures International Australasia Pty Ltd	Movie Bookings - Ticket to Paradise 07/10/22	1	330.00	
Universal Pictures International Australasia Pty Ltd Total					990.00	990.00
14066	21/10/2022	Up Your Grass Garden Maintenance	Payment	1		7,601.00
NV-4505	26/09/2022	Up Your Grass Garden Maintenance	Coconut Removal Gratwick Pool	1	6,600.00	
NV-4554	04/10/2022	Up Your Grass Garden Maintenance	Full Yard clean staff housing	1	495.00	
NV-4560	05/10/2022	Up Your Grass Garden Maintenance	Fortnightly Garden maintenance of the PHYC - 6 attendances	1	330.00	
NV-4569	05/10/2022	Up Your Grass Garden Maintenance	General yard maintenance - staff housing	1	176.00	
14301	28/10/2022	Up Your Grass Garden Maintenance	Payment	1		786.50
NV-4549	04/10/2022	Up Your Grass Garden Maintenance	General yard clean	1	352.00	
NV-4604	11/10/2022	Up Your Grass Garden Maintenance	Yard clean	1	104.50	
NV-4643	17/10/2022	Up Your Grass Garden Maintenance	Fortnightly Garden maintenance completed 14/10/2022	1	330.00	
Up Your Grass Garden Maintenance Total					8,387.50	8,387.50
14081	21/10/2022	Vectorworks Australia Pty Ltd	Payment	1		1,173.70
NV14517	01/08/2022	Vectorworks Australia Pty Ltd	2021 Professional Spotlight Renewal	1	1,173.70	
Vectorworks Australia Pty Ltd Total					1,173.70	1,173.70
14013	21/10/2022	Venue Technical Services	Payment	1		60,500.00
32517	12/09/2022	Venue Technical Services	Lighting Control Desk	1	60,500.00	

LIST OF PAYMENTS - Payment detail for month of October 2022

Invoice Number	Date	Name	Description	Bank	Invoice Amount	Payment Amount
4257	28/10/2022	Venue Technical Services	Payment	1		220.00
32531	24/10/2022	Venue Technical Services	Floor Box Materials for Matt Dann Theatre	1	220.00	
		Venue Technical Services Total			60,720.00	60,720.00
4273	28/10/2022	Veris Australia Pty Ltd	Payment	1		4,125.00
1068025	25/10/2022	Veris Australia Pty Ltd	Additional works associated with quote for Wilson Street Shared Path survey	1	4,125.00	
		Veris Australia Pty Ltd Total			4,125.00	4,125.00
3981.29	11/10/2022	Verve Super	Payment	1		421.05
SUPER	11/10/2022	Verve Super	Superannuation Contributions	1	421.05	
4045.29	25/10/2022	Verve Super	Payment	1		463.11
SUPER	25/10/2022	Verve Super	Superannuation Contributions	1	463.11	
		Verve Super Total			884.16	884.16
4187	28/10/2022	Visimax	Payment	1		704.88
NV-0494	12/08/2022	Visimax	Purchase of 2 x Cat/Small Animal Crush Cages	1	704.88	
		Visimax Total			704.88	704.88
3981.26	11/10/2022	Vision Super	Payment	1		1,731.72
SUPER	11/10/2022	Vision Super	Superannuation Contributions	1	1,131.72	
DEDUCTION	11/10/2022	Vision Super	Payroll Deductions	1	600.00	
4045.27	25/10/2022	Vision Super	Payment	1		1,759.68
SUPER	25/10/2022	Vision Super	Superannuation Contributions	1	1,159.68	
DEDUCTION	25/10/2022	Vision Super	Payroll Deductions	1	600.00	
		Vision Super Total			3,491.40	3,491.40
4091	21/10/2022	Vocus Pty Ltd	Payment	1		1,780.90
918846	01/10/2022	Vocus Pty Ltd	October 2022 monthly service charges for fibre service to Depot	1	1,780.90	
		Vocus Pty Ltd Total			1,780.90	1,780.90
3584	07/10/2022	Vorgee Pty Ltd	Payment	1		1,818.30
20168220	19/09/2022	Vorgee Pty Ltd	Kiosk order for Gratwick	1	1,818.30	
4292	28/10/2022	Vorgee Pty Ltd	Payment	1		1,318.90
20168798	11/10/2022	Vorgee Pty Ltd	Vorgee order for SHAC	1	1,318.90	
		Vorgee Pty Ltd Total			3,137.20	3,137.20
4140	28/10/2022	W.A. Library Supplies	Payment	1		2,458.76
20129532	06/10/2022	W.A. Library Supplies	Library furniture	1	731.00	
20129660	12/10/2022	W.A. Library Supplies	Library furniture	1	507.76	

LIST OF PAYMENTS - Payment detail for month of October 2022

Invoice Number	Date	Name	Description	Bank	Invoice Amount	Payment Amount
0129577	13/10/2022	W.A. Library Supplies	Library furniture	1	1,220.00	
		W.A. Library Supplies Total			2,468.76	2,468.76
4186	28/10/2022	WA Country Health Service	Payment	1		1,017.00
2328112	17/10/2022	WA Country Health Service	Workers Compensation - Emergency Attendance 06/10/22 (K.P),	1	339.00	
2328113	17/10/2022	WA Country Health Service	Workers Compensation - Emergency Attendance - 27/09/22 (E.G),	1	339.00	
2328212	17/10/2022	WA Country Health Service	Workers Compensation - Emergency Attendance - 04/10/22 (E.W),	1	339.00	
		WA Country Health Service Total			1,017.00	1,017.00
3590	07/10/2022	WA Distributors Pty Ltd	Payment	1		981.85
765272	15/09/2022	WA Distributors Pty Ltd	Kiosk Consumables September 2022	1	981.85	
4064	21/10/2022	WA Distributors Pty Ltd	Payment	1		111.55
769966	03/10/2022	WA Distributors Pty Ltd	Kiosk Order for Matt Dann	1	111.55	
		WA Distributors Pty Ltd Total			1,093.40	1,093.40
3532	07/10/2022	Wa Hino	Payment	1		496.32
89200	13/09/2022	Wa Hino	Parts	1	496.32	
4193	28/10/2022	Wa Hino	Payment	1		49.89
90059	13/10/2022	Wa Hino	Parts	1	49.89	
		Wa Hino Total			546.21	546.21
4254	28/10/2022	WA Limestone	Payment	1		4,067.91
20101396	30/09/2022	WA Limestone	Pavement Material- Shared Path	1	4,067.91	
		WA Limestone Total			4,067.91	4,067.91
3603	07/10/2022	WA Limestone Contracting Pty Ltd	Payment	1		955,816.03
20101380	31/08/2022	WA Limestone Contracting Pty Ltd	19.20 x TYPE B + 150MM-400MM (FACING) Delivered to North Circular Road	1	1,267.20	
NAL-TOPH016	31/08/2022	WA Limestone Contracting Pty Ltd	Port Hedland Seawalls Construction	1	954,548.83	
		WA Limestone Contracting Pty Ltd Total			955,816.03	955,816.03
3560	07/10/2022	Waste Water Services Pty Ltd	Payment	1		19,838.78
0010004	13/09/2022	Waste Water Services Pty Ltd	Monthly charge for Landfill Waste Water Treatment Plant - September 2022	1	19,838.78	
4252	28/10/2022	Waste Water Services Pty Ltd	Payment	1		19,838.78
0010080	20/10/2022	Waste Water Services Pty Ltd	Monthly Plant Operation and supply of Chemicals for the Month of October 2022	1	19,838.78	
		Waste Water Services Pty Ltd Total			39,677.56	39,677.56
3898	21/10/2022	Water Corporation - Perth	Payment	1		58,748.80
2016226777	23/09/2022	Water Corporation - Perth	Water use & service charges	1	595.76	
008348969	27/09/2022	Water Corporation - Perth	Water use & service charges	1	14,971.88	

LIST OF PAYMENTS - Payment detail for month of October 2022

Invoice Number	Date	Name	Description	Bank	Invoice Amount	Payment Amount
008377786	27/09/2022	Water Corporation - Perth	Water use & service charges	1	27,232.60	
021895211	27/09/2022	Water Corporation - Perth	Water use & service charges	1	2,684.69	
008365750	29/09/2022	Water Corporation - Perth	Water use & service charges	1	13,263.87	
4141	28/10/2022	Water Corporation - Perth	Payment	1		1,124,623.73
023629873	19/08/2022	Water Corporation - Perth	Water use & service charges	1	271.49	
017233098	22/08/2022	Water Corporation - Perth	Water use & service charges	1	259.20	
017233100	22/08/2022	Water Corporation - Perth	Water use & service charges	1	261.30	
017233119	22/08/2022	Water Corporation - Perth	Water use & service charges	1	259.20	
017233127	22/08/2022	Water Corporation - Perth	Water use & service charges	1	259.20	
017233135	22/08/2022	Water Corporation - Perth	Water use & service charges	1	259.20	
017233143	22/08/2022	Water Corporation - Perth	Water use & service charges	1	260.97	
017233151	22/08/2022	Water Corporation - Perth	Water use & service charges	1	259.20	
017233178	22/08/2022	Water Corporation - Perth	Water use & service charges	1	259.20	
009158710	22/08/2022	Water Corporation - Perth	Water use & service charges	1	7,261.87	
020443133	22/08/2022	Water Corporation - Perth	Water use & service charges	1	59.20	
020896458	22/08/2022	Water Corporation - Perth	Water use & service charges	1	259.20	
020896423	22/08/2022	Water Corporation - Perth	Water use & service charges	1	319.75	
020896466	22/08/2022	Water Corporation - Perth	Water use & service charges	1	259.04	
020896474	22/08/2022	Water Corporation - Perth	Water use & service charges	1	259.04	
020896482	22/08/2022	Water Corporation - Perth	Water use & service charges	1	259.04	
020896490	22/08/2022	Water Corporation - Perth	Water use & service charges	1	259.20	
020896503	22/08/2022	Water Corporation - Perth	Water use & service charges	1	259.04	
020896511	22/08/2022	Water Corporation - Perth	Water use & service charges	1	259.04	
020896538	22/08/2022	Water Corporation - Perth	Water use & service charges	1	259.04	
019376658	11/10/2022	Water Corporation - Perth	Water use & service charges	1	474.11	
019376682	11/10/2022	Water Corporation - Perth	Water use & service charges	1	418.86	
019376703	11/10/2022	Water Corporation - Perth	Water use & service charges	1	302.66	
019376711	11/10/2022	Water Corporation - Perth	Water use & service charges	1	432.20	
008351228	11/10/2022	Water Corporation - Perth	Water use & service charges	1	255.03	
008351578	11/10/2022	Water Corporation - Perth	Water use & service charges	1	255.03	
008353557	11/10/2022	Water Corporation - Perth	Water use & service charges	1	308.58	
008354680	11/10/2022	Water Corporation - Perth	Water use & service charges	1	263.19	

LIST OF PAYMENTS - Payment detail for month of October 2022

rence Number	Date	Name	Description	Bank	Invoice Amount	Payment Amount
008355106	11/10/2022	Water Corporation - Perth	Water use & service charges	1	255.03	
008357494	11/10/2022	Water Corporation - Perth	Water use & service charges	1	8,457.28	
016175578	12/10/2022	Water Corporation - Perth	Water use & service charges	1	41,013.36	
023629873	12/10/2022	Water Corporation - Perth	Water use & service charges	1	270.14	
009150786	12/10/2022	Water Corporation - Perth	Water use & service charges	1	251.73	
009150866	12/10/2022	Water Corporation - Perth	Water use & service charges	1	1,940.69	
009371191	12/10/2022	Water Corporation - Perth	Water use & service charges	1	2,243.19	
015824273	12/10/2022	Water Corporation - Perth	Water use & service charges	1	15,521.36	
008344933	12/10/2022	Water Corporation - Perth	Water use & service charges	1	8,800.99	
00848942	12/10/2022	Water Corporation - Perth	Water use & service charges	1	4,335.14	
008358198	12/10/2022	Water Corporation - Perth	Water use & service charges	1	1,394.97	
008359422	12/10/2022	Water Corporation - Perth	Water use & service charges	1	52.33	
009148336	12/10/2022	Water Corporation - Perth	Water use & service charges	1	39,795.89	
023629881	12/10/2022	Water Corporation - Perth	Water use & service charges	1	527.32	
016298332	13/10/2022	Water Corporation - Perth	Water use & service charges	1	136.85	
016508336	13/10/2022	Water Corporation - Perth	Water use & service charges	1	421.47	
017233098	13/10/2022	Water Corporation - Perth	Water use & service charges	1	257.52	
017233100	13/10/2022	Water Corporation - Perth	Water use & service charges	1	261.58	
017233119	13/10/2022	Water Corporation - Perth	Water use & service charges	1	258.12	
017233127	13/10/2022	Water Corporation - Perth	Water use & service charges	1	257.87	
017233135	13/10/2022	Water Corporation - Perth	Water use & service charges	1	258.24	
017233143	13/10/2022	Water Corporation - Perth	Water use & service charges	1	259.70	
017233151	13/10/2022	Water Corporation - Perth	Water use & service charges	1	258.14	
017233178	13/10/2022	Water Corporation - Perth	Water use & service charges	1	258.37	
018541893	13/10/2022	Water Corporation - Perth	Water use & service charges	1	757.99	
009150495	13/10/2022	Water Corporation - Perth	Water use & service charges	1	5.53	
009842678	13/10/2022	Water Corporation - Perth	Water use & service charges	1	852.14	
008342815	13/10/2022	Water Corporation - Perth	Water use & service charges	1	5,417.10	
008359166	13/10/2022	Water Corporation - Perth	Water use & service charges	1	3,344.64	
009148184	13/10/2022	Water Corporation - Perth	Water use & service charges	1	2,244.79	
008344028	13/10/2022	Water Corporation - Perth	Water use & service charges	1	29,692.34	
019376738	14/10/2022	Water Corporation - Perth	Water use & service charges	1	1,513.63	

LIST OF PAYMENTS - Payment detail for month of October 2022

Invoice Number	Date	Name	Description	Bank	Invoice Amount	Payment Amount
2020301557	14/10/2022	Water Corporation - Perth	Water use & service charges	1	1,499.19	
2009843208	14/10/2022	Water Corporation - Perth	Water use & service charges	1	752.39	
2008346816	17/10/2022	Water Corporation - Perth	Water use & service charges	1	487.07	
2008342823	17/10/2022	Water Corporation - Perth	Water use & service charges	1	68.96	
2008342911	17/10/2022	Water Corporation - Perth	Water use & service charges	1	19,100.59	
2008343076	17/10/2022	Water Corporation - Perth	Water use & service charges	1	908.39	
2008344984	17/10/2022	Water Corporation - Perth	Water use & service charges	1	92.83	
2008346808	17/10/2022	Water Corporation - Perth	Water use & service charges	1	11,648.53	
2008350102	17/10/2022	Water Corporation - Perth	Water use & service charges	1	255.03	
2009148416	17/10/2022	Water Corporation - Perth	Water use & service charges	1	6,715.60	
2009163050	17/10/2022	Water Corporation - Perth	Water use & service charges	1	766.66	
2009371212	17/10/2022	Water Corporation - Perth	Water use & service charges	1	346.83	
2010410872	17/10/2022	Water Corporation - Perth	Water use & service charges	1	247.59	
2010410880	17/10/2022	Water Corporation - Perth	Water use & service charges	1	260.61	
2010415606	17/10/2022	Water Corporation - Perth	Water use & service charges	1	255.03	
2010415614	17/10/2022	Water Corporation - Perth	Water use & service charges	1	255.03	
2013515557	17/10/2022	Water Corporation - Perth	Water use & service charges	1	679.67	
2008350495	17/10/2022	Water Corporation - Perth	Water use & service charges	1	255.03	
2016508344	17/10/2022	Water Corporation - Perth	Water use & service charges	1	808.33	
2016983647	17/10/2022	Water Corporation - Perth	Water use & service charges	1	5.59	
2017032579	17/10/2022	Water Corporation - Perth	Water use & service charges	1	256.83	
2017032595	17/10/2022	Water Corporation - Perth	Water use & service charges	1	283.61	
2018256291	17/10/2022	Water Corporation - Perth	Water use & service charges	1	4,976.12	
2019376690	17/10/2022	Water Corporation - Perth	Water use & service charges	1	382.67	
2019376746	17/10/2022	Water Corporation - Perth	Water use & service charges	1	4.53	
2019637432	17/10/2022	Water Corporation - Perth	Water use & service charges	1	4,754.40	
2020775218	17/10/2022	Water Corporation - Perth	Water use & service charges	1	262.65	
2008350583	17/10/2022	Water Corporation - Perth	Water use & service charges	1	255.03	
2020775226	17/10/2022	Water Corporation - Perth	Water use & service charges	1	315.99	
2020775234	17/10/2022	Water Corporation - Perth	Water use & service charges	1	380.76	
2023629902	17/10/2022	Water Corporation - Perth	Water use & service charges	1	255.03	
2024122118	17/10/2022	Water Corporation - Perth	Water use & service charges	1	517.38	

LIST OF PAYMENTS - Payment detail for month of October 2022

Invoice Number	Date	Name	Description	Bank	Invoice Amount	Payment Amount
2024122126	17/10/2022	Water Corporation - Perth	Water use & service charges	1	517.66	
2024122134	17/10/2022	Water Corporation - Perth	Water use & service charges	1	519.74	
2024122142	17/10/2022	Water Corporation - Perth	Water use & service charges	1	517.90	
2024122150	17/10/2022	Water Corporation - Perth	Water use & service charges	1	523.81	
2024122169	17/10/2022	Water Corporation - Perth	Water use & service charges	1	517.92	
2024122177	17/10/2022	Water Corporation - Perth	Water use & service charges	1	517.76	
2024122193	17/10/2022	Water Corporation - Perth	Water use & service charges	1	522.80	
2008353522	17/10/2022	Water Corporation - Perth	Water use & service charges	1	3,063.92	
2008348950	17/10/2022	Water Corporation - Perth	Water use & service charges	1	510.04	
2008357574	17/10/2022	Water Corporation - Perth	Water use & service charges	1	3,664.06	
2008358630	17/10/2022	Water Corporation - Perth	Water use & service charges	1	5.43	
2008351930	17/10/2022	Water Corporation - Perth	Water use & service charges	1	255.03	
2017502630	17/10/2022	Water Corporation - Perth	Water use & service charges	1	1,910.56	
2008420908	18/10/2022	Water Corporation - Perth	Water use & service charges	1	363.61	
2015739001	18/10/2022	Water Corporation - Perth	Water use & service charges	1	13.99	
2008359430	18/10/2022	Water Corporation - Perth	Water use & service charges	1	7,437.22	
2008420828	18/10/2022	Water Corporation - Perth	Water use & service charges	1	65.13	
2016429638	18/10/2022	Water Corporation - Perth	Water use & service charges	1	1,898.66	
2024122185	19/10/2022	Water Corporation - Perth	Water use & service charges	1	256.58	
2024399643	20/10/2022	Water Corporation - Perth	Water use & service charges	1	114.55	
2024399651	20/10/2022	Water Corporation - Perth	Water use & service charges	1	255.03	
2008363974	20/10/2022	Water Corporation - Perth	Water use & service charges	1	342.77	
2008419907	20/10/2022	Water Corporation - Perth	Water use & service charges	1	2,406.83	
2021895211	21/10/2022	Water Corporation - Perth	Water use & service charges	1	18,419.66	
2008377786	24/10/2022	Water Corporation - Perth	Water use & service charges	1	17,004.86	
2008348969	24/10/2022	Water Corporation - Perth	Water use & service charges	1	6,450.00	
2009157523	25/10/2022	Water Corporation - Perth	Water use & service charges	1	964.00	
2008365750	25/10/2022	Water Corporation - Perth	Water use & service charges	1	811,442.74	
		Water Corporation - Perth Total			1,183,372.53	1,183,372.53
203944	21/10/2022	Waterchoice	Payment	1		59.60
NV-17268	01/10/2022	Waterchoice	Rental fee of a 5 stage reverse osmosis water filtration system	1	59.60	
		Waterchoice Total			59.60	59.60

LIST OF PAYMENTS - Payment detail for month of October 2022

rence Number	Date	Name	Description	Bank	Invoice Amount	Payment Amount
3619	07/10/2022	Wayne Ranson	Payment	1		1,250.00
309	05/09/2022	Wayne Ranson	Provide Live Solo entertainment at Provodore Cafe - Sunday September 4	1	500.00	
310	12/09/2022	Wayne Ranson	Hedland Food Festival 2022, Saturday, 3rd September 2022	1	750.00	
		Wayne Ranson Total			1,250.00	1,250.00
3509	07/10/2022	West Australian Newspapers Limited	Payment	1		5,110.05
1028531620220731	31/07/2022	West Australian Newspapers Limited	Advertising	1	742.01	
1028531620220731	31/07/2022	West Australian Newspapers Limited	Advertising	1	1,484.02	
1028531620220731	31/07/2022	West Australian Newspapers Limited	Advertising	1	700.00	
1028531620220731	31/07/2022	West Australian Newspapers Limited	Advertising	1	742.01	
1028531620220731	31/07/2022	West Australian Newspapers Limited	Advertising	1	700.00	
1028531620220731	31/07/2022	West Australian Newspapers Limited	Advertising	1	742.01	
4158	28/10/2022	West Australian Newspapers Limited	Payment	1		700.00
1028531620220930	30/09/2022	West Australian Newspapers Limited	Advertising	1	700.00	
		West Australian Newspapers Limited Total			5,810.05	5,810.05
4112	21/10/2022	West Sure Group Pty Ltd T/A West-Sure Security	Payment	1		1,650.00
30025540	30/09/2022	West Sure Group Pty Ltd T/A West-Sure Security	Cash collection Service - September 2022	1	1,650.00	
		West Sure Group Pty Ltd T/A West-Sure Security Total			1,650.00	1,650.00
3502	07/10/2022	Western Australian Local Government Association	Payment	1		583.00
SI-001622	15/09/2022	Western Australian Local Government Association	WALGA Modules for Cr Christensen	1	583.00	
3900	21/10/2022	Western Australian Local Government Association	Payment	1		1,982.50
SI-001621	15/09/2022	Western Australian Local Government Association	WALGA Modules for Cr Christensen	1	759.00	
SI-001620	15/09/2022	Western Australian Local Government Association	WALGA Modules for Cr Christensen	1	324.50	
SI-001619	15/09/2022	Western Australian Local Government Association	WALGA Modules for Cr Christensen	1	759.00	
SI-001965	03/10/2022	Western Australian Local Government Association	Anna Savill Registration - WALGA Aboriginal Engagement and Reconciliation Forum	1	140.00	
4142	28/10/2022	Western Australian Local Government Association	Payment	1		10,200.00
SI-002384	12/10/2022	Western Australian Local Government Association	Registration for CEO to attend WALGA Convention event in Perth 3 to 4 October 2022	1	1,200.00	
SI-002385	12/10/2022	Western Australian Local Government Association	Registration x 6 Councillors to attend the WALGA Convention in Perth 3 to 4 October 2022	1	9,000.00	
		Western Australian Local Government Association Total			12,765.50	12,765.50
3542	07/10/2022	Westex Contracting Pty Ltd	Payment	1		13,183.50
30007932	08/09/2022	Westex Contracting Pty Ltd	Labour Hire	1	1,636.25	
30007958	12/09/2022	Westex Contracting Pty Ltd	TOPH Landfill Labour Hire Week Commencing 06-09-2022	1	3,927.00	
30007959	16/09/2022	Westex Contracting Pty Ltd	TOPH Landfill Labour Hire - Week Commencing 12-09-2022	1	7,620.25	

LIST OF PAYMENTS - Payment detail for month of October 2022

Invoice Number	Date	Name	Description	Bank	Invoice Amount	Payment Amount
13966	21/10/2022	Westex Contracting Pty Ltd	Payment	1		25,640.75
30007960	23/09/2022	Westex Contracting Pty Ltd	TOPH Landfill Labour Hire 19/09/2022	1	5,610.00	
30007984	30/09/2022	Westex Contracting Pty Ltd	Labour Hire	1	5,610.00	
30007981	30/09/2022	Westex Contracting Pty Ltd	Forrest Circle Drain Maintenance	1	9,462.75	
30007974	04/10/2022	Westex Contracting Pty Ltd	Grader and watercart to maintenance grade Spoilbank road	1	4,958.00	
14211	28/10/2022	Westex Contracting Pty Ltd	Payment	1		46,322.49
30007926	01/09/2022	Westex Contracting Pty Ltd	Pozi Broom Repairs for Road sweeping	1	4,028.74	
30007968	30/09/2022	Westex Contracting Pty Ltd	Cottier to deep Water Basin - Drainage Works	1	40,114.25	
30007993	17/10/2022	Westex Contracting Pty Ltd	Grader and water cart wet hire for road maintenance at Dreamers Corner	1	2,179.50	
Westex Contracting Pty Ltd Total					85,146.74	85,146.74
13507	07/10/2022	Westrac Pty Ltd	Payment	1		1,889.37
PI 7418106	15/09/2022	Westrac Pty Ltd	Parts	1	1,070.27	
PI 7429412	19/09/2022	Westrac Pty Ltd	Parts	1	819.10	
13909	21/10/2022	Westrac Pty Ltd	Payment	1		4,239.69
PI 7448707	23/09/2022	Westrac Pty Ltd	Parts	1	53.69	
SI 1646947	30/09/2022	Westrac Pty Ltd	Parts & Repairs	1	4,186.00	
14155	28/10/2022	Westrac Pty Ltd	Payment	1		5,598.47
PI 7519635	16/10/2022	Westrac Pty Ltd	Battery	1	693.55	
SI 1649473	18/10/2022	Westrac Pty Ltd	Labour 3000Hr Service	1	4,326.37	
PI 7537915	20/10/2022	Westrac Pty Ltd	Parts	1	83.30	
PI 7542201	21/10/2022	Westrac Pty Ltd	Freight	1	94.30	
PI 7543660	22/10/2022	Westrac Pty Ltd	Parts	1	400.95	
Westrac Pty Ltd Total					11,727.53	11,727.53
13931	21/10/2022	White Knight Industries	Payment	1		176.00
30041981	10/10/2022	White Knight Industries	Supply blocker plates	1	176.00	
14170	28/10/2022	White Knight Industries	Payment	1		551.10
30041976	07/10/2022	White Knight Industries	Replaced faulty front and back screen door locks	1	330.00	
30042029	17/10/2022	White Knight Industries	Three full sets of Library keys	1	89.10	
30042077	21/10/2022	White Knight Industries	McGregor street clubrooms - door hardware	1	132.00	
White Knight Industries Total					727.10	727.10
14302	28/10/2022	William Buck Consulting (WA) Pty Ltd	Payment	1		6,160.00
2532	05/10/2022	William Buck Consulting (WA) Pty Ltd	Internal audit services to be rendered for the 2022-23 financial year.	1	6,160.00	

LIST OF PAYMENTS - Payment detail for month of October 2022

Invoice Number	Date	Name	Description	Bank	Invoice Amount	Payment Amount
William Buck Consulting (WA) Pty Ltd Total					6,160.00	6,160.00
13521	07/10/2022	Winc Australia Pty Limited	Payment	1		141.78
1040304684	12/09/2022	Winc Australia Pty Limited	Stationary supplies	1	40.48	
1040303395	12/09/2022	Winc Australia Pty Limited	Stationary supplies	1	8.46	
1040321802	13/09/2022	Winc Australia Pty Limited	Stationary supplies	1	4.70	
1040336146	14/09/2022	Winc Australia Pty Limited	Stationary supplies	1	12.76	
1040364530	19/09/2022	Winc Australia Pty Limited	Stationary supplies	1	75.38	
13924	21/10/2022	Winc Australia Pty Limited	Payment	1		1,357.68
1040357419	16/09/2022	Winc Australia Pty Limited	Stationary supplies	1	554.41	
1040422454	27/09/2022	Winc Australia Pty Limited	Stationary supplies	1	454.56	
1040425714	27/09/2022	Winc Australia Pty Limited	Stationary supplies	1	53.92	
1040455270	29/09/2022	Winc Australia Pty Limited	Stationary supplies	1	129.84	
1040488187	05/10/2022	Winc Australia Pty Limited	Stationary supplies	1	164.95	
14166	28/10/2022	Winc Australia Pty Limited	Payment	1		3,195.77
1040418665	27/09/2022	Winc Australia Pty Limited	Stationary supplies	1	5.50	
1040521925	07/10/2022	Winc Australia Pty Limited	Stationary supplies	1	839.65	
1040550195	11/10/2022	Winc Australia Pty Limited	Stationary supplies	1	309.67	
1040550053	11/10/2022	Winc Australia Pty Limited	Stationary supplies	1	748.66	
1040566115	12/10/2022	Winc Australia Pty Limited	Stationary supplies	1	903.76	
1040567227	13/10/2022	Winc Australia Pty Limited	Stationary supplies	1	12.71	
1040580148	13/10/2022	Winc Australia Pty Limited	Stationary supplies	1	375.45	
1040698056	26/10/2022	Winc Australia Pty Limited	Stationary supplies	1	0.37	
Winc Australia Pty Limited Total					4,695.23	4,695.23
14189	28/10/2022	Woolworths Group Limited	Payment	1		222.91
NV397198	07/10/2022	Woolworths Group Limited	Civic Centre fruit order	1	44.50	
NV404656	10/10/2022	Woolworths Group Limited	Employee Wellness - fruit order for Depot	1	48.20	
NV407484	11/10/2022	Woolworths Group Limited	20 x tins of sardines for cat traps	1	36.00	
NV43876	17/10/2022	Woolworths Group Limited	Cultural Awareness Catering	1	94.21	
Woolworths Group Limited Total					222.91	222.91
14086	21/10/2022	Workforce Health Assessors Pty Ltd	Payment	1		88.00
NV-6206	26/09/2022	Workforce Health Assessors Pty Ltd	Pathology D&A Candidate - Procurement Officer	1	88.00	
Workforce Health Assessors Pty Ltd Total					88.00	88.00

LIST OF PAYMENTS - Payment detail for month of October 2022

Invoice Number	Date	Name	Description	Bank	Invoice Amount	Payment Amount
13574	07/10/2022	WorkPac Group	Payment	1		2,739.83
764-152540	14/09/2022	WorkPac Group	Labour Hire	1	2,739.83	
14034	21/10/2022	WorkPac Group	Payment	1		52,949.27
764-152109	07/09/2022	WorkPac Group	Labour Hire	1	1,643.90	
764-152106	07/09/2022	WorkPac Group	Labour Hire	1	2,649.96	
764-152107	07/09/2022	WorkPac Group	Labour Hire	1	2,685.79	
764-152108	07/09/2022	WorkPac Group	Labour Hire	1	2,016.81	
764-152103	07/09/2022	WorkPac Group	Labour Hire	1	2,046.90	
764-152104	07/09/2022	WorkPac Group	Labour Hire	1	2,528.53	
764-152105	07/09/2022	WorkPac Group	Labour Hire	1	2,588.73	
764-152533	14/09/2022	WorkPac Group	Labour Hire	1	511.73	
764-152534	14/09/2022	WorkPac Group	Labour Hire	1	537.16	
764-152535	14/09/2022	WorkPac Group	Labour Hire	1	2,054.76	
764-152536	14/09/2022	WorkPac Group	Labour Hire	1	2,085.42	
764-152537	14/09/2022	WorkPac Group	Labour Hire	1	2,606.78	
764-152538	14/09/2022	WorkPac Group	Labour Hire	1	2,606.78	
764-152539	14/09/2022	WorkPac Group	Labour Hire	1	1,610.13	
764-152991	21/09/2022	WorkPac Group	Labour Hire	1	2,737.22	
764-152990	21/09/2022	WorkPac Group	Labour Hire	1	2,576.11	
764-152989	21/09/2022	WorkPac Group	Labour Hire	1	2,576.11	
764-152988	21/09/2022	WorkPac Group	Labour Hire	1	1,012.04	
764-152987	21/09/2022	WorkPac Group	Labour Hire	1	2,606.78	
764-152986	21/09/2022	WorkPac Group	Labour Hire	1	2,576.11	
2LB.I-100383	28/09/2022	WorkPac Group	Labour Hire	1	2,191.86	
2LB.I-100380	28/09/2022	WorkPac Group	Labour Hire	1	1,564.07	
2LB.I-100379	28/09/2022	WorkPac Group	Labour Hire	1	1,564.07	
764-153244	28/09/2022	WorkPac Group	Labour Hire	1	521.36	
2LB.I-100382	28/09/2022	WorkPac Group	Labour Hire	1	1,642.33	
2LB.I-100381	28/09/2022	WorkPac Group	Labour Hire	1	1,564.07	
2LB.I-100473	05/10/2022	WorkPac Group	Labour Hire	1	1,643.76	
14271	28/10/2022	WorkPac Group	Payment	1		62,716.27
764-152992	21/09/2022	WorkPac Group	Labour Hire	1	2,739.83	

LIST OF PAYMENTS - Payment detail for month of October 2022

Invoice Number	Date	Name	Description	Bank	Invoice Amount	Payment Amount
100309	27/09/2022	WorkPac Group	Labour Hire	1	4,523.31	
100378	28/09/2022	WorkPac Group	Labour Hire	1	1,450.69	
100387	29/09/2022	WorkPac Group	Labour Hire	1	1,564.07	
100388	29/09/2022	WorkPac Group	Labour Hire	1	1,564.07	
100468	05/10/2022	WorkPac Group	Labour Hire	1	1,042.71	
100466	05/10/2022	WorkPac Group	Labour Hire	1	2,474.27	
100467	05/10/2022	WorkPac Group	Labour Hire	1	2,576.11	
100469	05/10/2022	WorkPac Group	Labour Hire	1	2,576.11	
100470	05/10/2022	WorkPac Group	Labour Hire	1	2,576.11	
100471	05/10/2022	WorkPac Group	Labour Hire	1	2,576.11	
100472	05/10/2022	WorkPac Group	Labour Hire	1	2,737.22	
100554	12/10/2022	WorkPac Group	Labour Hire	1	2,024.22	
100556	12/10/2022	WorkPac Group	Labour Hire	1	2,085.42	
100557	12/10/2022	WorkPac Group	Labour Hire	1	1,042.71	
100558	12/10/2022	WorkPac Group	Labour Hire	1	1,564.07	
100560	12/10/2022	WorkPac Group	Labour Hire	1	2,085.42	
100555	12/10/2022	WorkPac Group	Labour Hire	1	2,085.42	
100559	12/10/2022	WorkPac Group	Labour Hire	1	521.36	
100561	12/10/2022	WorkPac Group	Labour Hire	1	2,125.37	
100566	13/10/2022	WorkPac Group	Labour Hire	1	517.53	
100646	19/10/2022	WorkPac Group	Labour Hire	1	2,530.27	
100647	19/10/2022	WorkPac Group	Labour Hire	1	2,576.11	
100648	19/10/2022	WorkPac Group	Labour Hire	1	2,606.78	
100649	19/10/2022	WorkPac Group	Labour Hire	1	2,606.78	
100650	19/10/2022	WorkPac Group	Labour Hire	1	2,054.76	
100651	19/10/2022	WorkPac Group	Labour Hire	1	2,576.11	
100652	19/10/2022	WorkPac Group	Labour Hire	1	2,576.11	
100653	19/10/2022	WorkPac Group	Labour Hire	1	2,737.22	
WorkPac Group Total					118,405.37	118,405.37
13598	07/10/2022	WOW Wipes	Payment	1		3,202.10
1032958	08/09/2022	WOW Wipes	WOW wipes for Gym floor	1	3,202.10	
WOW Wipes Total					3,202.10	3,202.10

LIST OF PAYMENTS - Payment detail for month of October 2022

Invoice Number	Date	Name	Description	Bank	Invoice Amount	Payment Amount
14176	28/10/2022	Wurth Australia Pty Ltd	Payment	1		1,339.38
1320253900	13/10/2022	Wurth Australia Pty Ltd	Depot workshop consumables	1	1,339.38	
		Wurth Australia Pty Ltd Total			1,339.38	1,339.38
14016	21/10/2022	Xcy Pty Ltd	Payment	1		21,592.62
1CYS08538	30/09/2022	Xcy Pty Ltd	ICT MSA up to 23.09.2022	1	7,001.50	
1CYS08529	30/09/2022	Xcy Pty Ltd	ICT MSA Baseline Fee	1	11,880.00	
1CYS08519	30/09/2022	Xcy Pty Ltd	ICT MSA - Flights and accommodation charges	1	2,711.12	
		Xcy Pty Ltd Total			21,592.62	21,592.62
13494	07/10/2022	Youth Involvement Council Inc	Payment	1		2,808.50
10008025	05/09/2022	Youth Involvement Council Inc	Kitchen hire for Hedland Food Festival	1	2,808.50	
		Youth Involvement Council Inc Total			2,808.50	2,808.50
14001	21/10/2022	Yurra Pty Ltd	Payment	1		15,181.10
104938	29/08/2022	Yurra Pty Ltd	Claim no. 21 for Masterplan Implementation	1	4,177.80	
105231	30/09/2022	Yurra Pty Ltd	McGregor Mainline Repairs	1	657.80	
105232	30/09/2022	Yurra Pty Ltd	Limestone Park Supply and Install Actuator Valve @ Tank.	1	5,142.50	
105234	30/09/2022	Yurra Pty Ltd	Cricket Pitch KSO and JD Hardie extra tree rings	1	2,189.00	
105235	30/09/2022	Yurra Pty Ltd	Supply of Wintergreen Turf at McGregor Oval	1	3,014.00	
14242	28/10/2022	Yurra Pty Ltd	Payment	1		8,130.88
105266	17/10/2022	Yurra Pty Ltd	Labour Hire Irrigation Test and Repairs up to 30.09.2022	1	8,130.88	
		Yurra Pty Ltd Total			23,311.98	23,311.98
		Grand Total			28,094,339.52	28,094,339.52

Code	Bank Name	Total
	MUNI 086905 508364446	28,094,099.52
	TRUST 086905 508364489	240.00
		28,094,339.52
Merchant fees		6,759.05
Fees		2,577.32
Freight		242.25
		9,578.62

LIST OF PAYMENTS - Payment detail for month of October 2022						
Reference Number	Date	Name	Description	Bank	Invoice Amount	Payment Amount
Payments						
Total						
						660,358.96
						674,532.14
						1,334,891.10



Town of Port Hedland
Summary of
Credit Card Statements
October 2022

Account Name	Account Number	Debit Balance (\$)	
Town of Port Hedland	4336-xxxx-xxxx-0885	\$	442.91
Town of Port Hedland	4336-xxxx-xxxx-7366	\$	8,665.23
Town of Port Hedland	4336-xxxx-xxxx-5921	\$	2,880.50
Town of Port Hedland	4336-xxxx-xxxx-9066	\$	1,738.92
Town of Port Hedland	4336-xxxx-xxxx-0930	\$	1,031.99
Town of Port Hedland	4336-xxxx-xxxx-7457	\$	8,339.06
Town of Port Hedland	4336-xxxx-xxxx-7358	\$	9,499.82
Town of Port Hedland	4336-xxxx-xxxx-7440	\$	3,602.28
Town of Port Hedland	4336-xxxx-xxxx-1129	\$	5,051.45
Total		\$	41,252.16

At the Town of Port Hedland, the Council's Corporate Services Directorate and

Finance Team have an overriding objective of providing quality corporate governance;

accountability; transparency and compliance and welcome any questions or queries on the

credit card statements from not just Elected Members, but the public in general.



NAB Connect

Transaction History Report

Account details

Account balance summary

Account name

XXXXXXXX

Account number 4336-XXXX-XXXX-0885

Currency

AUD

Transaction details

Opening balance: 0.00 CR

Total credits: 0.00 CR

Total debits: 442.91 DR

Closing balance: 0.00 CR

Date from: 01 October 2022

Date to: 31 October 2022

Date	Narrative	Reference number	Debit amount	Credit amount	EOD balance
31/10/2022	CREDIT CARD PURCHASE HEATLEY SALES PTY LTD PORT HEDLAND		209.39 DR		
31/10/2022	CREDIT CARD PURCHASE HEATLEY SALES PTY LTD PORT HEDLAND		233.52 DR		442.91 DR

Transaction History Report (Continued)**Account details****Account balance summary****Account name**

XXXXXXXXXX

Opening balance: 0.00 CR**Total credits:** 0.00 CR**Account number** 4336-XXXX-XXX-7366**Total debits:** 8,665.26 DR**Currency** AUD**Closing balance:** 0.00 CR**Transaction details****Date from:** 01 October 2022**Date to:** 31 October 2022

Date	Narrative	Reference number	Debit amount	Credit amount	EOD balance
03/10/2022	CREDIT CARD PURCHASE COLES 0385 SOUTH HEDLAND		32.29 DR		
03/10/2022	CREDIT CARD PURCHASE SUBWAY SOUTH HEDLAND SOUTH HEDLAND		62.00 DR		
03/10/2022	CREDIT CARD PURCHASE SUBWAY SOUTH HEDLAND SOUTH HEDLAND		65.00 DR		
03/10/2022	CREDIT CARD PURCHASE WOOLWORTHS/PORT HEDLAND SPORT HEDLAND		97.95 DR		257.24 DR
04/10/2022	CREDIT CARD PURCHASE LAST CHANCE TAVERN SOUTH HEDLAND		67.96 DR		
04/10/2022	CREDIT CARD PURCHASE KMART 1103 SOUTH HEDLAND		73.75 DR		
04/10/2022	CREDIT CARD PURCHASE KMART 1103 SOUTH HEDLAND		99.00 DR		
04/10/2022	CREDIT CARD PURCHASE KMART 1103 SOUTH HEDLAND		99.00 DR		
04/10/2022	CREDIT CARD PURCHASE FLAG MOTOR LODGE 198 RIVERVALE		175.00 DR		514.71 DR
05/10/2022	CREDIT CARD PURCHASE MAIN ROADS WA DON AITK EAST PERTH		979.00 DR		979.00 DR
18/10/2022	CREDIT CARD PURCHASE VIRGIN AUSTR7954401264125BRISB ANE		33.00 DR		
18/10/2022	CREDIT CARD PURCHASE VIRGIN AUSTR7952180806227BRISB ANE		3,774.00 DR		3,807.00 DR
19/10/2022	CREDIT CARD PURCHASE VIRGIN AUSTR7954401281061BRISB ANE		10.06 DR		

Transaction History Report (Continued)

Date	Narrative	Reference number	Debit amount	Credit amount	EOD balance
19/10/2022	CREDIT CARD PURCHASE VIRGIN AUSTR7952180834814BRISB ANE		1,070.00 DR		1,080.06 DR
20/10/2022	CREDIT CARD PURCHASE FLAG MOTOR LODGE 198 RIVERVALE		149.00 DR		
20/10/2022	CREDIT CARD PURCHASE THE HEDLAND HOTEL PORT HEDLAND		567.39 DR		716.39 DR
27/10/2022	CREDIT CARD PURCHASE HEDLAND EYE CARE PTY L PORT HEDLAND		589.00 DR		589.00 DR
31/10/2022	CREDIT CARD PURCHASE Ibis Styles East Perth FDEast Perth		240.62 DR		
31/10/2022	CREDIT CARD PURCHASE Ibis Styles East Perth FDEast Perth		240.62 DR		
31/10/2022	CREDIT CARD PURCHASE Ibis Styles East Perth FDEast Perth		240.62 DR		721.86 DR

Transaction History Report (Continued)**Account details****Account balance summary****Account name**
XXXXXXXX**Account number** 4336-XXXX-XXXX-5921**Currency** AUD**Transaction details****Opening balance:** 0.00 CR
Total credits: 0.00 CR
Total debits: 2,880.50 DR
Closing balance: 0.00 CR**Date from:** 01 October 2022**Date to:** 31 October 2022

Date	Narrative	Reference number	Debit amount	Credit amount	EOD balance
03/10/2022	CREDIT CARD PURCHASE FACEBK *YW625HT5Y2 fb.me/ads		371.67 DR		371.67 DR
06/10/2022	CREDIT CARD PURCHASE Crown Perth Burswood		196.66 DR		196.66 DR
10/10/2022	CREDIT CARD PURCHASE MailChimp 000-0000000 GA		300.57 DR		300.57 DR
18/10/2022	CREDIT CARD PURCHASE FIESTA GROUP HOLDING BROADWATER		1,500.00 DR		1,500.00 DR
24/10/2022	CREDIT CARD PURCHASE PAYPAL *ZAPIER INC 402- 935-7733 CA		31.12 DR		31.12 DR
25/10/2022	CREDIT CARD PURCHASE APVC LTD BUSSELTON		292.60 DR		292.60 DR
31/10/2022	CREDIT CARD PURCHASE PICS.IO HTTPSPICS.IO NY		187.88 DR		187.88 DR

Transaction History Report (Continued)

Account details		Account balance summary	
Account name XXXXXXXXXX		Opening balance:	0.00 CR
		Total credits:	0.00 CR
Account number 4336-XXXX-XXXX-7457		Total debits:	8,339.06 DR
Currency AUD		Closing balance:	0.00 CR
Transaction details		Date from:	01 October 2022
		Date to:	31 October 2022

Date	Narrative	Reference number	Debit amount	Credit amount	EOD balance
03/10/2022	CREDIT CARD PURCHASE QANTAS AIRW MASCOT		977.40 DR		977.40 DR
07/10/2022	CREDIT CARD PURCHASE Soundtrack Your Brand Stockholm		729.86 DR		729.86 DR
10/10/2022	CREDIT CARD PURCHASE EMAILMEFORM LLC 6502906688 CA		15.66 DR		
10/10/2022	CREDIT CARD PURCHASE RENDEZVOUS PERTH PERTH		345.40 DR		
10/10/2022	CREDIT CARD PURCHASE WHENIWORK.COM WHENIWORK.COMMN		657.63 DR		1,018.69 DR
13/10/2022	CREDIT CARD PURCHASE VIRGIN AUSTR7954401169791BRISB ANE		3.19 DR		
13/10/2022	CREDIT CARD PURCHASE VIRGIN AUSTR7952180662846BRISB ANE		339.00 DR		342.19 DR
26/10/2022	CREDIT CARD PURCHASE VIRGIN AUSTR7954401422198BRISB ANE		11.00 DR		
26/10/2022	CREDIT CARD PURCHASE VIRGIN AUSTR7952181062565BRISB ANE		1,404.01 DR		1,415.01 DR
27/10/2022	CREDIT CARD PURCHASE QANTAS AIRW MASCOT		99.00 DR		
27/10/2022	CREDIT CARD PURCHASE QANTAS AIRW MASCOT		925.27 DR		
27/10/2022	CREDIT CARD PURCHASE QANTAS AIRW MASCOT		1,190.64 DR		2,214.91 DR
28/10/2022	CREDIT CARD PURCHASE COLES 0385 SOUTH HEDLAND		245.00 DR		
28/10/2022	CREDIT CARD PURCHASE QUEST KINGS PARK WEST PERTH		698.00 DR		943.00 DR
31/10/2022	CREDIT CARD PURCHASE QUEST KINGS PARK WEST PERTH		698.00 DR		698.00 DR

Transaction History Report (Continued)**Account details****Account balance summary****Account name**

XXXXXXXXXX

Opening balance: 0.00 CR**Total credits:** 425.91 CR**Total debits:** 1,031.99 DR**Closing balance:** 0.00 CR**Account number** 4336-XXXX-XXXX-0930**Currency** AUD**Transaction details****Date from:** 01 October 2022**Date to:** 31 October 2022

Date	Narrative	Reference number	Debit amount	Credit amount	EOD balance
06/10/2022	CREDIT CARD PURCHASE AUSSIE FENCING OSBORNE PARK		500.00 DR		500.00 DR
10/10/2022	CREDIT CARD PURCHASE TOTALTOOLSONLINEPTYL TD PORTMELBOURNE		531.99 DR		531.99 DR
13/10/2022	CREDIT CARD REFUND TOTALTOOLSONLINEPTYL TD PORTMELBOURNE			425.91 CR	425.91 CR

Transaction history report (Continued)**Account details****Account balance summary****Account name**

XXXXXXXX

Opening balance: 0.00 CR**Total credits:** 0.00 CR**Account number** 4336-XXXX-XXXX-9066**Total debits:** 1,738.92 DR**Currency** AUD**Closing balance:** 0.00 CR**Transaction details****Date from:** 01 October 2022**Date to:** 31 October 2022

Date	Narrative	Reference number	Debit amount	Credit amount	EOD balance
03/10/2022	CREDIT CARD PURCHASE PICKSTAR.PRO ADELAIDE		1,100.00 DR		1,100.00 DR
13/10/2022	CREDIT CARD PURCHASE SP COSTUMEBOX AUS MANLY		474.92 DR		474.92 DR
28/10/2022	CREDIT CARD PURCHASE SUBWAY SOUTH HEDLAND SOUTH HEDLAND		164.00 DR		164.00 DR

Transaction History Report (Continued)**Account details****Account balance summary****Account name**
XXXXXXXX**Account number** 4336-XXXX-XXXX-1129**Currency**
AUD**Opening balance:** 0.00 CR
Total credits: 0.00 CR
Total debits: 5,051.45 DR
Closing balance: 0.00 CR**Date from:** 01 October 2022
Date to: 31 October 2022**Transaction details**

Date	Narrative	Reference number	Debit amount	Credit amount	EOD balance
10/10/2022	CREDIT CARD PURCHASE COLES 0385 SOUTH HEDLAND		200.00 DR		200.00 DR
11/10/2022	CREDIT CARD PURCHASE IPAA MURDOCH		676.50 DR		676.50 DR
13/10/2022	CREDIT CARD PURCHASE SUBWAY SOUTH HEDLAND SOUTH HEDLAND		124.00 DR		124.00 DR
14/10/2022	CREDIT CARD PURCHASE QANTAS AIRW MASCOT		100.00 DR		
14/10/2022	CREDIT CARD PURCHASE SUBWAY SOUTH HEDLAND SOUTH HEDLAND		124.00 DR		
14/10/2022	CREDIT CARD PURCHASE QANTAS AIRW MASCOT		436.57 DR		
14/10/2022	CREDIT CARD PURCHASE QANTAS AIRW MASCOT		1,574.38 DR		2,234.95 DR
17/10/2022	CREDIT CARD PURCHASE QANTAS AIRW MASCOT		50.00 DR		
17/10/2022	CREDIT CARD PURCHASE QANTAS AIRW MASCOT		50.00 DR		
17/10/2022	CREDIT CARD PURCHASE QANTAS AIRW MASCOT		436.57 DR		
17/10/2022	CREDIT CARD PURCHASE QANTAS AIRW MASCOT		436.57 DR		973.14 DR
19/10/2022	CREDIT CARD PURCHASE BROOMECCI BROOME		665.50 DR		665.50 DR
24/10/2022	CREDIT CARD PURCHASE WOOLWORTHS/PORT HEDLAND SPORT HEDLAND		53.05 DR		53.05 DR
25/10/2022	CREDIT CARD PURCHASE INSPIRED EC PTY LTD GARDEN SUBURB		24.00 DR		
25/10/2022	CREDIT CARD PURCHASE INSPIRED EC PTY LTD GARDEN SUBURB		24.00 DR		48.00 DR
27/10/2022	CREDIT CARD PURCHASE COLES 0385 SOUTH HEDLAND		76.31 DR		76.31 DR

Transaction History Report (Continued)

Account details		Account balance summary	
Account name		Opening balance:	0.00 CR
XXXXXXXXXX		Total credits:	3,000.00 CR
Account number 4336-XXXX-XXXX-7358		Total debits:	9,499.82 DR
Currency AUD		Closing balance:	0.00 CR
Transaction details		Date from:	01 October 2022
		Date to:	31 October 2022

Date	Narrative	Reference number	Debit amount	Credit amount	EOD balance
03/10/2022	CREDIT CARD PURCHASE LOCAL GOVERNEMENT MANA EAST PERTH		1,350.00 DR		1,350.00 DR
04/10/2022	CREDIT CARD PURCHASE VIRGIN AUSTR7954400994075BRISB ANE		11.00 DR		
04/10/2022	CREDIT CARD PURCHASE STORY BLOCKSVIDEO VIDEObLOCKS VA		562.50 DR		
04/10/2022	CREDIT CARD PURCHASE VIRGIN AUSTR7952180376868BRISB ANE		1,205.00 DR		1,778.50 DR
12/10/2022	CREDIT CARD PURCHASE QANTAS AIRW MASCOT		1,682.65 DR		1,682.65 DR
13/10/2022	CREDIT CARD PURCHASE eBay O*01-09210-92636 San Jose CA		64.04 DR		64.04 DR
14/10/2022	CREDIT CARD PURCHASE CameraHouse Online 0289788700		49.85 DR		
14/10/2022	CREDIT CARD PURCHASE QANTAS AIRW MASCOT		591.17 DR		
14/10/2022	CREDIT CARD PURCHASE BROOMECCI BROOME		2,909.50 DR		3,550.52 DR
19/10/2022	CREDIT CARD PURCHASE VIRGIN AUSTR7954401284339BRISB ANE		6.71 DR		
19/10/2022	CREDIT CARD PURCHASE CLICKSEND.COM RECHARGE SOUTH PERTH		100.00 DR		
19/10/2022	CREDIT CARD PURCHASE VIRGIN AUSTR7952180839283BRISB ANE		714.00 DR		820.71 DR
21/10/2022	CREDIT CARD PURCHASE ACTIVECAMPAIGN, INC. 8003570402 IL		80.40 DR		80.40 DR
25/10/2022	CREDIT CARD PAYMENT INTERNET PAYMENT Credit Card Top Up			3,000.00 CR	3,000.00 CR
26/10/2022	CREDIT CARD PURCHASE Walkabout Hotel Port Hedland		173.00 DR		173.00 DR

Transaction History Report (Continued)

Account details		Account balance summary	
Account name XXXXXXXXXX		Opening balance:	0.00 CR
		Total credits:	346.00 CR
Account number 4336-XXXX-XXXX-7440		Total debits:	3,602.28 DR
Currency AUD		Closing balance:	0.00 CR
Transaction details		Date from:	01 October 2022
		Date to:	31 October 2022

Date	Narrative	Reference number	Debit amount	Credit amount	EOD balance
03/10/2022	CREDIT CARD PURCHASE DISCOVERY PARKS - POR PORT HEDLAND		349.11 DR		349.11 DR
05/10/2022	CREDIT CARD REFUND DISCOVERY PARKS - POR PORT HEDLAND			346.00 CR	346.00 CR
10/10/2022	CREDIT CARD PURCHASE VIRGIN AUSTR7954401069884BRISB ANE		6.37 DR		
10/10/2022	CREDIT CARD PURCHASE VIRGIN AUSTR7954401069638BRISB ANE		6.37 DR		
10/10/2022	CREDIT CARD PURCHASE VIRGIN AUSTR7954401069255BRISB ANE		8.74 DR		
10/10/2022	CREDIT CARD PURCHASE VIRGIN AUSTR7952180498190BRISB ANE		678.00 DR		
10/10/2022	CREDIT CARD PURCHASE VIRGIN AUSTR7952180499896BRISB ANE		678.00 DR		
10/10/2022	CREDIT CARD PURCHASE VIRGIN AUSTR7952180499630BRISB ANE		930.00 DR		2,307.48 DR
28/10/2022	CREDIT CARD PURCHASE VIRGIN AUSTR7954401462869BRISB ANE		4.09 DR		
28/10/2022	CREDIT CARD PURCHASE VIRGIN AUSTR7952181130140BRISB ANE		435.00 DR		439.09 DR
31/10/2022	CREDIT CARD PURCHASE QANTAS AIRW MASCOT		506.60 DR		506.60 DR

Town of Port Hedland Amendments to the 2022-23 Fees and Charges Changes requested (November 2022)										
Description	Discretionary	Regulatory	Unit	GST Exempt	Current 2022-23 Fees and Charges			Amendments to the 2022-23 Fees and Charges		
					22/23 Fee(\$)	GST(\$)	22/23 Total Fee(\$)	22/23 Fee(\$)	GST(\$)	22/23 Total Fee(\$)
Environmental Services										
To delete										
Abandoned Vehicles										
Bus	Yes		Each	No	\$727.27	\$72.73	\$800.00	-	-	-
Truck	Yes		Each	No	\$727.27	\$72.73	\$800.00	-	-	-
Replace with										
Heavy Vehicle with GVW>4.5t	Yes		Each	No	-	-	-	\$1,350.00	\$150.00	\$1,500.00
Infrastructure Services										
General Administration Fee			Per hour	No	\$150.62	\$15.06	\$170.00	\$154.55	\$15.45	\$170.00
Crossover Application Fee	Yes		Per Application	No	\$383.42	\$38.34	\$425.00	\$386.36	\$38.64	\$425.00
Traffic Count Information Fee	Yes		Per hour	No	\$150.62	\$15.06	\$170.00	\$154.55	\$15.45	\$170.00
Traffic Count Setup Fee	Yes		Per hour	No	\$95.86	\$9.59	\$110.00	\$100.00	\$10.00	\$110.00
Bond Administration Fee	Yes		Per Application	No	\$150.62	\$15.06	\$170.00	\$154.55	\$15.45	\$170.00
RAV Approval Fee (Existing Network)	Yes		Per Application	No	\$95.86	\$9.59	\$110.00	\$100.00	\$10.00	\$110.00
RAV Approval Fee (New Network) Additional fee will be charged for assessment outside of 100km radius from Civic Centre)	Yes		Per Application	No	\$383.42	\$38.34	\$425.00	\$386.36	\$38.64	\$425.00
Undertaking Works within Road Reserve Fee			Per Application	No	\$383.42	\$38.34	\$425.00	\$386.36	\$38.64	\$425.00
Signage Approval Fee	Yes		Per Application	No	\$150.62	\$15.06	\$170.00	\$154.55	\$15.45	\$170.00
Inspection Fee per hour	Yes		Per hour	No	\$95.86	\$9.59	\$110.00	\$100.00	\$10.00	\$110.00
Research Fee per hour of part thereof (15 min block)	Yes		Per hour	No	\$95.86	\$9.59	\$110.00	\$100.00	\$10.00	\$110.00
Unsealed Road Maintenance Construction	Yes		Per tonne per km	No	\$0.28	\$0.03	\$0.35	\$0.32	\$0.03	\$0.35
Design Service Fee per hour	Yes		Per hour	No	\$95.86	\$9.59	\$110.00	\$100.00	\$10.00	\$110.00
Project Management Fee per hour	Yes		Per hour	No	\$110.99	\$11.10	\$125.00	\$113.64	\$11.36	\$125.00
Verge Bond (kerb, basic treatment)per m2	Yes		Per SQM	No	\$40.36	\$4.04	\$445.00	\$404.55	\$40.45	\$445.00
Verge Bond (kerb, landscape treatment)per m2	Yes		Per SQM	No	\$50.45	\$5.05	\$555.00	\$504.55	\$50.45	\$555.00
Additional Bond including Footpaths	Yes		Per SQM	No	\$20.18	\$2.02	\$445.00	\$404.55	\$40.45	\$445.00
Powell Road Rail Crossing Access Fee	Yes				\$3,373.33	\$337.33	\$3,715.00	\$3,377.27	\$337.73	\$3,715.00
Subdivision Supervision Inspection Fee (Civil engaged a consulting engineer)	Yes		Per Project		\$0.01	\$0.00	\$0.02	1.5%		1.5%
Percentage of contract value										
Subdivision Supervision Inspection Fee (Civil not engaged a consulting engineer)	Yes		Per Project		\$0.03	\$0.00	\$0.03	3%		3%
Percentage of contract value										

	Reason for Change
	Towing cost of vehicle fee have increased and to avoid confusion consolidated value have been us

Reason for Change

Towing cost of vehicle fee have increased and to avoid confusion a consolidated value have been used.

Amendment made due to errors in the Fee components.

According to Planning and Development Act 2005, Part 10 Subdivision and development control, Division 4 - subdivision cost.

Amendment made due to error in the Fee percentage.

Courthouse
Gallery+Studio

Gallery
Maker Studio
Tech Lab
Artist In Residence
Photography Studio
Stockroom+Store

16 Edgar Street
Port Hedland


+61 8 9141 0041
galleryandstudio@
thejunctionco.com.au

REFLECTIONS ON THE QUARTER – Q1 2022/2023

What a fantastic start to the new financial year 2022/2023! The Junction Co. and the Courthouse Gallery+Studio team designed an ambitious programming that creates new opportunities for the Hedland creatives and community to participate in high-quality activities, such as capacity building programs, social creative workshops, curated exhibitions and placemaking initiatives. The highlights include:

- The Jury Art Prize exhibition and public programming. TJAP is recognised as the largest and the most innovative WA's regional arts award;
- Opening of the Act Belong Commit Ebb+Flow exhibition, artist in residence and community workshops;
- Two amazing school holidays programs, July Portside School Holiday Program and September/October Creative Challenge in partnership with Awesome Arts;
- Capacity building programs like Elevate;
- Sold out social creative workshops Paint&Sip and Slump+Hump;
- Portside inspired artwork by our very own Samantha Boon was selected to represent the Town of Port Hedland in WALGA's statewide 2022 Showcase in Pixels Competition and was displayed at Yagan Square. opening sundowner of the 2022 Town Team Movement WA State Conference showcasing rich culture and heritage of Portside and amazing Hedland community
- Guided Heritage and Culture walking tour as part of the 2022 TTM WA State Conference with record number of over 50 people in attendance.
- The Junction Co. is excited to be featured in heart of the community book by Regional Arts WA, among 15 other prominent regional arts organisations.
- The Junction Co. was one of the many wonderful Hedland Businesses that made it as a finalist in the Port Hedland Business Excellence Awards this year...in not just one, but TWO categories, best community Organisation and Innovation.
- Launch of The Collab Project. The Courthouse Gallery+Studio have teamed up with three talented artists that call Hedland home to create a range of clothing! This exciting new collaboration aims to showcase the Courthouse Gallery+Studio and their relationship with Hedland's creatives and give them a platform to be seen by a wider audience. This collaboration features the beauty that surrounds us here in the Pilbara, through the unique views of the artist and their medium. This project is part of the Creative Enterprise.
- Launch of the Courthouse Gallery+Studio promotional video that was made possible by the town of Port Hedland Business and Tourism Innovation Grant and Australian Government Regional Arts Fund.

The programs and initiatives delivered in Quarter 1 were incredibly well received by the community. The Junction Co. team is committed to continue to deliver high quality and




exciting programs to grow regional creative industries and create opportunities for the community to connect and engage.

Patrycja Rosinska
A/ Executive Officer
18 October 2022

KPI SNAPSHOT

Annual KPI's	Quarterly outcomes
Establishment of maker's space	The Courthouse Gallery+Studio continues to grow as a maker's space, most recently restructuring the team to ensure two dedicated Creative Practitioners who lead the management of the maker's space, photography studio and ceramics studio. Refer to attachment 3 for attendance register.
6x Exhibitions, including annual art award + additional exhibition in new location	Act Belong Commit Ebb+Flow Hedland Heroes Youth Project (in development)
Creative development workshops	7 workshops: Slump+Hump (monthly) Paint & Sip (monthly) Team building workshops Elevate
Youth activities	Weekly Art Antics School Holiday program (July) School Holiday program (Sept-Oct) Public program with artist Siobhan Kelly
Community events	Community monthly workshops (Paint & Sip, Slump & Hump, Hobby + High Tea) Ebb+Flow – exhibition opening night Artist talk Public program with artist Siobhan Kelley in Port and South Hedland 2022 Town Team Movement WA State Conference
Systems and service provision	Review of membership/newsletter/website system – adjustments made. Expansion of membership program – managed online
Stakeholder engagement	Growth of precinct activation project. Regular meetings with ToPH Director Community Services Growth of Regional Arts Network Hub project, placing Courthouse Gallery+Studio in strong regional position. ToPH Youth Services Hedland Collective and Positive Port Hedland



	Aboriginal Corporations
Business Plan	Provided at commencement of contract, governance team continue to implement The Junction Co. business plan.
Sponsorship/Partnerships	The Junction Co. continues partnerships with the following key stakeholders: Town of Port Hedland Regional Arts WA, Regional Arts Investment Scheme Regional Arts Network Category 5 (Media partnership) BHP (Place Activation Project) Gateway Village Pilbara Community Services Town Team Movement (Portside Town Team)
Maintenance	Refer to attachment 4

THE JUNCTION CO. - AN OVERVIEW

In an ever-changing environment, The Junction Co. are agile to ensuring exhibitions, community programming and creative development reach those who need it most, our regional communities.

The Junction Co. program framework capacity-builds regional creatives and provides platforms for the broader community to engage with the creative industries. There are two distinct facilitated learning pathways for creatives to extend their knowledge and skill growth through formal and informal education points: Creative Enterprise and Artistic Excellence. In addition to this, a third stream, Connecting Communities, works to engage the community in culture, the arts and creativity, improving the liveability of the town. An overview of these areas is provided below, and the report detail is structured under these headings.

Creative Enterprise

This program is a curated series of practical capacity-building workshops, enterprise development sessions, mentoring, and the facilitation and coordination of retail platforms designed to support creative entrepreneurs, building sustainable and dynamic enterprises.

Artistic Excellence


This program has been designed to impart the skills, knowledge and creative independence required to develop Pilbara-based artists. Using a combination of mentoring, workshops, studio learning, participants receive individual guidance and group activities. The artists are supported in their exploration of art making, confidence development and exhibiting their work.

Connecting Communities

Through a program of place activation activities we seek to actively improve community membership and engagement, encourage a balance of work and play, and assist in strengthening a Pilbara identity. In addition to the program framework, The Junction Co. is well positioned to be the hub for community, the arts and creativity through the following.

Place Activation Project

Together with our neighbours in Hedland's West End, The Junction Co. continues to coordinate programming to activate and revitalise the precinct around the



Courthouse Gallery+Studio. In partnership with an energetic town team of businesses, community organisations and residents, we are developing a common, positive narrative for the area of the West End bounded by The Esplanade, McKay Street, Richardson Street and Anderson Street, to:

- Create a positive, recognisable identity for the area, and improve community perceptions
- Encourage longer visitation to the area from a broader segment of the community
- Build a sense of community among our neighbours, and broader community

In July 2020, the town team officially became the 49th Town Team in Australia and New Zealand and have been energised in activating Portside. Minutes for each Town Team meeting are available upon request, and provided to team members, including the Town of Port Hedland.

Regional Arts Network

The Junction Co. is one of eight diverse organisations leading Regional Arts Network initiative coordinated by Regional Arts WA, striving to re-imagine how arts services are delivered to local communities across regional and remote Western Australia and engage in critical dialogue on subjects relevant to WA's regional arts sector. The Network acts as an information and resource sharing forum between the Network and Regional Arts WA, sharing relevant information and resources between the Network and other groups, identifying areas where regional arts advocacy is required and working together to spread awareness and driving identified state-wide initiatives.

The Regional Hub Coordinator works closely with the Courthouse Gallery+Studio, broader The Junction Co team and regional agencies to ensure the ongoing development of the program offerings, enabling greater visibility on opportunities for Hedland and Pilbara creatives to share their creative endeavours more broadly, and vice versa.

The Regional Arts Network have recently updated the TOR, and honed on their purpose and mission:

The Regional Arts Network is a sustainable and thriving ecosystem of connected creative regional communities that engage with their local community, local governments, and key stakeholders to drive state-wide collaborative projects and conversations.

The purpose of the Regional Arts Network is to connect, collaborate and share information across the state to strengthen the regional arts sector.


An exciting project the Courthouse Gallery+Studio team have been working on this past quarter, with the RAN is the development of a Creative Youth Directory, a platform for youth to showcase their work, creative disability and inclusion program and development of the relevant recourses for arts workers and carers, as well as regional exhibition programs like Act Belong commit Ebb+Flow.

THE QUARTER IN DETAIL

Artistic Excellence

Exhibition

Act Belong Commit Ebb+Flow: Regional Arts Network Exhibition



7th of August– 30th September 2022
Total attendees opening night: 150 attendees
Total attendees to the exhibition: 560 attendees (60% tourists)

Act Belong Commit Ebb+Flow brings together ten artists from each region of Western Australia and their exploration of constant changes within regional communities within Western Australia.

Throughout 2021 and early 2022, community members in the North Midlands joined the artists to explore how changes in our regional communities are often temporary. *Act Belong Commit Ebb+Flow* worked with the creative and collaborative nature of the arts to explore the past and look to the future of regional communities.

Exploring the temporary periods of decline and growth, drought and rain, hardship and prosperity, the ten residencies resulted in an exciting co-designed exhibition.


The exhibition featured artists Lynda Howitt, Martine Perret, Sarah-Jane Eeles, Mikaela Castledine, Siobhan Kelley, Crystal Stacey, Diedre Robb, Sue Helmut, Nyree Taylor and Marianthe Loucataris.


These ten artists explored how these factors outside of our control ebb and flow within our unique regional areas, reflected by the various mediums of visual, written, sculptures and digital works.

As a former Port Hedland resident, artist Siobhan Kelley was invited to share additional works with the Hedland community as part of the exhibition. In addition to that, Siobahn engaged with various community groups in Port Hedland through workshops, *Mark Making* to share her knowledge and practice. The results of these workshops was contribute to her future works.

Prior to the official opening, Siobahn Kelley (artist) and curators Andrew Bowan-Bright and David Bowman-Bright talked to the public about the experience and provided a brief overview of each artwork exhibited. The talk was live-streamed and the public was able to ask questions and gain insight into the exhibition. Livestream was attended by many regional communities.

The opening night exhibition was held in a warm, friendly and inclusive atmosphere. The SAFE Hedland was also invited to provide a sausage sizzle for a donation.







Quotes: Artist/Curator Talk

- "Most interesting and wonderful to hear and see the presentation of the works. And to hear the artist speak about her journey, thoughts and conceptual ideas. Thank you North Midland Project."

- "Awesome! Loved hearing all the interesting in depth info on the exhibition, on all the artists and artworks and their creation stories! Thanks so much. Can't wait to see it in Perth!"

- "Thank you all so much for a wonderful and informative presentation!"

- "So lovely to watch the presentation of the Ebb and Flow residency and work from the artists. Love the arm bending I apparently did on Siobhan to enter. Beautiful work guys. I feel very proud to have been a small part at the beginning. Big hi from NZ"

- "David and Andrew are wonderful in their manner and knowledge; perfectly matched for the communities and Ebb and Flow. Really enjoyed seeing and hearing Siobhan's experiences in her residency and her creative process. Congratulations . 🍷🍷🍷"

- "Very Interesting. I hope you all enjoy seeing and experiencing the Exhibition as much as we did in the North Midlands area, I enjoyed meeting and getting to know the artists in residence. It was my privilege to take part in some of the collaborative work. Well done to all who were involved."


- "Bravo! Love the background stories. Brings it all together beautifully. ❤️🌀"

Public Program: Act Belong Commit – Mark Making

5th of August– 30th August 2022

Total attendees opening night: 70 attendees

Act Belong Commit – Mark Making was a free workshop held by the Courthouse Gallery+Studio and The Junction Co. in partnership with North Midlands Project. It was our pleasure to invite *Act Belong Commit Ebb+Flow* artist Siobhan Kelley to share her knowledge and practice through these workshops with various Hedland community groups.



In the workshops, participants were encouraged to respond to the environment with a sense of 'feeling' the landscape, rather than making an accurate representation of it. Using pencils and graphite, participants experimented with a variety of marks that 'feel out' an object, rather than accurately represent it.

The workshop began with a few quick drawing exercises to loosen the hand and the mind. Artist Siobhan Kelley kept these drawings that became part of a collaborative artwork, contributing to Siobhan's future works.


These workshops were held in various locations in Port and South Hedland: Hedland Well Women Centre, Headspace, EPIC, Hedland Senior High School, Baler Primary School and the Courthouse Gallery + Studio.

SIOBHAN KELLEY FEEDBACK

It was an absolute pleasure to work with Joo and Val and the team at the Courthouse Gallery + Studio. They all made me feel very welcome, and part of their gallery. I found Joo in particular to be highly organised and thoroughly professional. The gallery arranged a series of workshops over a three-week period within the community, all of which I facilitated.

There was an extensive use of advertising for the public programs on social media and radio interviews.


I found my three weeks with the Courthouse Gallery + Studio to be a valuable learning experience for me, and I achieved my objective of creating two new drawings with the help of the participants of my workshops. I found the interaction with the various community groups to be both challenging and rewarding, and I intend to review my workshop practice in order to enhance the experience for all participants.





Hedland Young Heroes / Hedland Young Leaders

Capacity building program and exhibition celebrating young people of Hedland. The Junction Co. in partnership with Hedland Collective/Creating Communities and Royal Life Saving WA, worked on a long-term capacity building project initiated by Deputy Mayor Tim Turner.



Purpose: Create a positive narrative and celebrate the achievements of Youth in Hedland while building the skills and capabilities of young people.

How: Youth Portraits and Videography captured by Youth for display around multiple locations in Hedland, with focus on South Hedland, and online

When: Commencing August 2022– full completion by December 2022 including scope for 2023

Year 1

Celebrate Young Leaders via a series of workshops including photography, videography, journalism and editing

Promote via:

- Digital projections
- Gallery exhibition
- Social Content
- Projection / exhibition

Year 2

As per Year 1 with a more innovative approach and the more extensive use of multimedia and art.

Fresh innovative approach.

- Technology
- Innovation
- Exhibition

The project scope is currently being developed in partnership with the Town's Youth Services team and Hedland Youth Heroes initiative.

Connecting Communities

Art Antics

Every Wednesday from 9 am to 10 am.


Art Antics is a children's art class for children five years and under, except for families passing through town who pop in or sometimes home school children. It is held on Wednesday 9-10 am at The Courthouse Gallery + Studio.

Art Antics is for any children who love crafts and love the freedom to explore and play while refining their fine motor skills, knowledge of colours, and learning in a group environment. It is a free class that enables anyone from the community to come along and join in. Amy, the facilitator, offers a demo and explanation of the planned activity and then helps them to create their work. It is a very relaxed and intimate atmosphere that allows the mothers and fathers to talk and share with other parents facing similar life experiences.

Throughout the last term, we made an air-dry clay trinket dish then painted it, and a card for Father's Day/ someone special in their life. We learnt how to draw a self portrait look at the basic elements of a face. Then using collage techniques we surrounded our face with things that we love such as strawberries, cars and flowers.

We cut up recycled coffee cups holders and turned them into bangles. Decorated with feathers and other amazing jewels, so they looked as fabulous as possible!

The Art Antics program has provided a regularly opportunity for creative chaos, community connection and skill development. We have observed how the regular attendees have become very friendly and they feel welcomed - everyone knows everyone's name, and the children and parents feel free to chat, relax and have a sense of community.



Paint & Sip

20th of July from 6.30 to 8.30 pm: 10 attendees

07th of September from 6.30 to 8.30 pm: 10 attendees

Paint + Sip is a social painting night for people over 18 years old where the attendants can create a paint. Tickets are affordable and cover the cost of the materials, plus a step-by-step demonstration of the project and assistance from the facilitator to create the work. Attendees enjoyed a beverage of their choice on arrival, and the workshop will have a fun and chatty atmosphere.



Feedback:

"Very fun and felt so comfortable.

We all had fun it was a great day

Very fun, so happy to have a creative outlet in Hedland!


Great fun lovely time out."

Slump & Hump

21st of July, from 6.30 pm to 8.30 pm: 10 attendees

18th of August from 6.30 pm to 8.30 pm: 10 attendees

Slump + hump is a social ceramics night for people over 18 on a Thursday evening where we use fundamental ceramic techniques to create functional ceramic works. Tickets are affordable and cover the cost of the materials, plus a demonstration of the project and assistance from the facilitator to develop the work. Attendees are offered a beverage of their choice on arrival, and the workshop will have a fun and chatty atmosphere. We have made mugs and soap holders.






School holiday Program (in collaboration with Place Activation Project)

July 2022

The school holiday program is a regular initiative by The Junction Co. that aims to activate the Portside Precinct and Courthouse Gallery+Studio with a number of artistic workshops as well as activities that draw in a wide range of the community. The July school holidays program saw a large number of engagements with regulars and new members of the community. All workshops were booked out and the Family market received a great dealing of feedback asking for it to be done again.





PORTSIDE HEART OF THE WEST END

SCHOOL HOLIDAY PROGRAM

2 - 13 JULY 2022

Visit Portside & The Courthouse Gallery + Studio for lots of holiday fun!

School Holiday Family Market + Kids activities
 Saturday 2 July, 8am - 12pm | Imagination Lane (Between the Web Business Hub + Courthouse Gallery + Studio) | Free Event
 Join us in Imagination Lane for a market morning with local stallholders + activities for kids including **chalk the walk**, **face painting** and a drop in style **art and craft workshop**!


Workshop: Me and My Marvellous Mask
 Wednesday 6 July, 9am - 11am | Courthouse Gallery + Studio | Free Event |
 In this workshop, you will create your masks to explore different parts of your personality to meet and work with various new characters in multiple situations. Kids will create artwork with their parents' assistance.

Movies in Portside: Bran Nue Dae
 Friday 8 July, 5.30pm - 8.00pm | Marapikurrinya Park | Free Event
 Come down to Marapikurrinya Park and watch the popular coming-of-age comedy musical road movie Bran Neu Dae. BYO Picnic + Chair is a perfect Friday night out for the whole family!


Morning Yoga session in Marapikurrinya Park
 Tuesday 12 July, 8am - 9am | Marapikurrinya Park | Free Event
 Start your morning right with a yoga session in the park with Chase the Sun Yoga! Bring the kids down to play in the park, or get them their yoga mat to join in!


Paint for Teens!
 Wednesday 13 July, 1pm - 3pm | Courthouse Gallery + Studio | Free Event RSVP required!
 Join us for our special edition of Paint and Sip for Teens! This workshop will have a step-by-step painting class paired with drinks (non-alcohol) and a platter. Spots are limited, so reserve your spot now!

For more information and to RSVP visit www.thejunctionco.com.au/whats-happening/








School holiday Program (in collaboration with AWESOME ARTS)


In the Creative Challenge, AWESOME Arts brings together two artists, Natalie Zuchetti from Perth and Lauren Greatorex, a local Hedland artist to undertake a two-week residency, developing an exciting program for the youth in Port Hedland.

The workshops designed by Natalie and Lauren culminated in the creation of an artwork which celebrates their unique identity and the community they live. These works will be included in the upcoming Youth Exhibition, *Open Borders – The 26th Parallel and Beyond*, opening Saturday, 26th November 2022.

Activities:

- **Textile Arts:** Painting and dyeing on fabric, using stencils and mark making.
- **Wearable Art:** Design and decorate bodices and masks, using all different types of mediums.
- **Cultural weaving:** Learn how to weave organic structures and dreaming looms.
- **Story Telling with Mix Media:** Story telling through painting, drawing and sculpture: Use your imagination to tell us your story!







Creative Enterprise

Elevate: GETTING YOUR MARKET READY + NETWORKING

Thursday 28th of July 2022

Total attendees: 2

This networking event in **Portside, the heart of the West End**, was an opportunity to meet fellow Pilbara stallholders as well as learn what it takes to have a successful market stall at large scale events such as our upcoming **Twilight Makers Market** in November.

In addition, we believe that understanding their market, customers, and space is critical to sales success, so merchandising expert, Amy Morton, facilitated a session to learn how to capture customer attention by making the best use of the market space.


She will cover:

- What is Visual Merchandising?
- Floor planning (tables, walls)
- Considerations and improvements of VM.
- Signage

In the end, we will conduct a public consultation to understand our local stallholders' needs and aspirations.

Elevate: CREATIVE CONTENT FOR IDEAS FOR INSTAGRAM

Wednesday 21st of September 2022



Total attendees: 6

Social media has revolutionized the way in which we create, consume and share information and has fundamentally changed how people across the world communicate with each other. In today's rapidly evolving business and technology landscape, organizations need to take advantage of the incredible opportunities that social media has to offer.

Expert in media strategy, Nur-Irdah Halik, touch attendees the following items during the session:

- how to find your authentic voice
- how to create content that doesn't require hours
- 3 ways to come up with a month worth of content in an hour

During the session, attendees expressed their interest in doing one more intensive workshop on Instagram, which is scheduled for October.

Creative Enterprise Program for people with disabilities

The Junction Co. continues provision of series of free workshops for Epic, that aim to teach participants new skills and create a pathway for employment/generating income.

Participants will have an opportunity to sell created artworks and Christmas inspired products at the Portside Makers Market


Creative Enterprise Program / start up for Young People

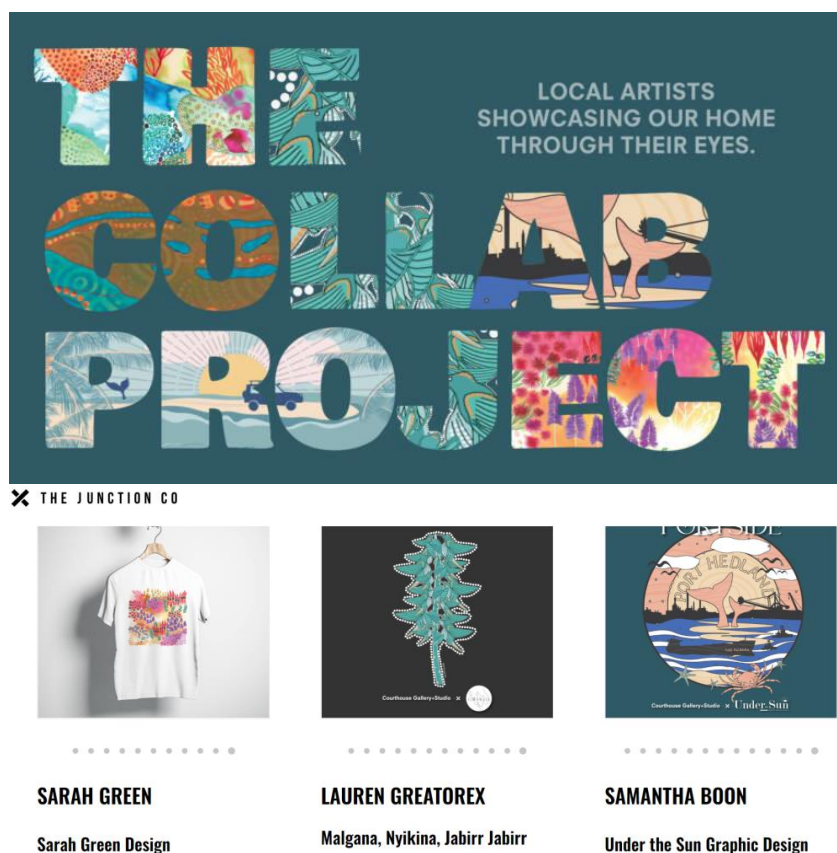
The Courthouse Gallery+Studio Team is working with the Town of Port Hedland Youth Services on the Creative Star-up Program for Young People. The series of creative workshops will equip young people with hands on experience and knowledge about product development, branding, packages, pricing and marketing.

Timeline: We were aiming for October 2022, in time for Portside Makers Market. Unfortunately, our facilitators were unable to secure care for their children and Youth Zone is strictly 12 to 18 yo and they can't bring their children. Program is tentatively scheduled for Term 1 and 2 in 2023, in time for Portside Mother's Day Market.

The Collab Project

The Courthouse Gallery+Studio have teamed up with some of Hedland's talented local artist to create a range of men's and women's clothing! This exciting new collaboration aims to showcase the Courthouse Gallery+Studio and their relationship with Hedland's creatives and give them a platform to be seen by a wider audience. This collaboration features the beauty that surrounds us here in the Pilbara, through the unique views of the artist and their medium. The Junction Co vision is to engage, grow and empower regional creative industries and this project is a great example of our commitment to creative exciting opportunities for Hedland creatives.




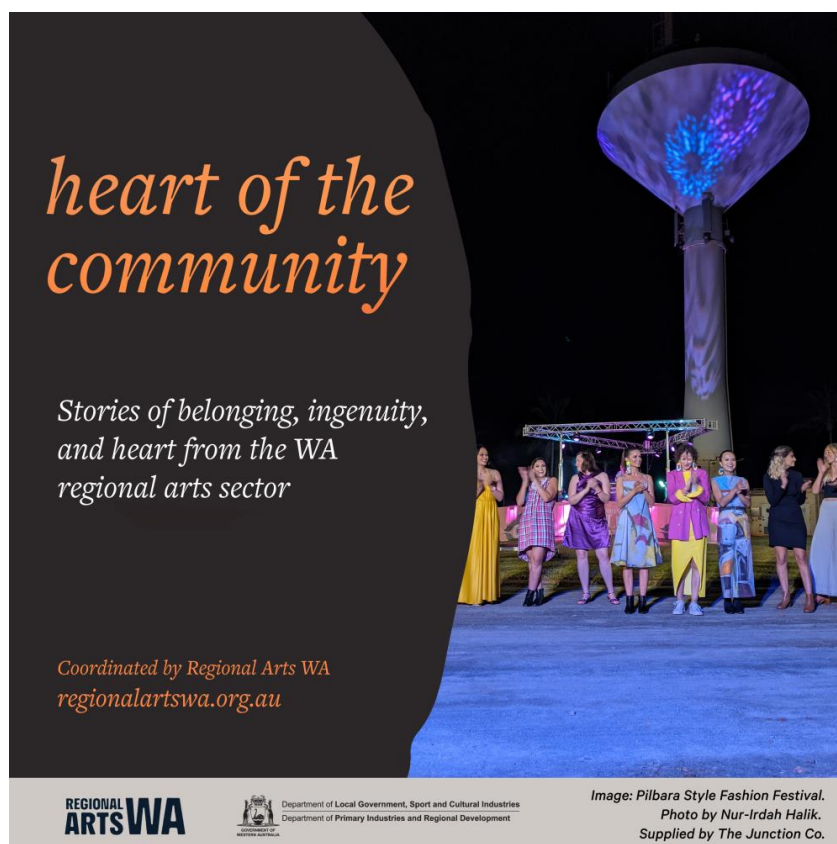


Heart of the community, Regional Arts WA

heart of the community is a Regional Arts WA new publication which was officially launched by Hon. David Templeman MLA, Minister for Culture and the Arts, and Regional Arts WA on 12 September 2022 at the State Library of Western Australia. **heart of the community** is a collection of stories that shines a bright spotlight on the unsung heroes of regional and remote WA who harness the power of the arts to inspire, celebrate and connect their local communities.


The Junction Co. is excited to be featured in the book among the 15 inspiring stories and amazing WA regional arts organisations.





Marketing and Communication

- Continued direction of traffic to The Junction Co. website featuring dedicated pages and functionality to Courthouse Gallery+Studio: <https://thejunctionco.com.au/gallery-studio/>
Attachment 5 - Social media and website statistics
- Continued of fortnightly What's On newsletters – distribution database continues to grow, currently at 785 members.
- Media partnership with Category 5 for the provision of newspaper and radio advertisements continues.
- Continued relationship with Pilbara Media Group, implementation of regular radio interviews, investigating regular arts segment on local radio, and continued growth of regional media coverage through ABC and other media outlets. <https://thewest.com.au/news/north-west-telegraph/stress-less-about-shipping-delays-and-shop-hedland-for-christmas-this-year-c-4784875>



- Continued inclusion of Town of Port Hedland logos on communications – posters, invitations, internal gallery signage. Social media updated to reflect agreement between Town and the Junction.

Scan the QR Code to RSVP to the Exhibition Opening, or visit our Facebook page <https://fb.me/tjckvpsb>

EXHIBITION OPENING

Act Belong Commit Ebb+Flow brings together ten artists from each region of Western Australia to explore the constant changes within regional communities and how factors outside of our control ebb and flow within our unique regional areas. Hear, see and feel the community voice in the works created for this exhibition. More information visit www.thejunctionco.com.au/2022/07/05/ebb-flow-exhibition/

Act Belong Commit

EBB+FLOW

A REGIONAL ARTS NETWORK EXHIBITION

FRIDAY, 12 AUGUST 2022
All Welcome | FREE Entry
COURTHOUSE GALLERY+STUDIO
16 Edgar Street, Port Hedland WA

ARTIST+CURATOR TALK, 5PM
Artist Siobhan Kelley and North Midlands Project Curators David Bowman-Bright and Andrew Bowman-Bright
EXHIBITION OPENING, 6 - 8PM
Sausage Sizzle by SAFE Hedland, Bar, DJ BlackDan


FEATURING ARTISTS


SIOBHAN KELLEY | MARTINE PERRET | SUE HELMOT
SARAH-JAYNE EELES | MIKAELA CASTLEDINE
LYNDA HOWITT | CRYSTAL STACEY | DEIDRE ROBB
NYREE TAYLOR | MARIANTHE LOUCATARIS


Exhibition Partners

Courthouse Gallery+Studio
16 Edgar Street, Port Hedland WA 6721
+61 8 9141 0041
exhibition@thejunctionco.com.au
thejunctionco.com.au
[courthousegalleryandstudio](https://www.facebook.com/courthousegalleryandstudio)

THE JUNCTION
COURTHOUSE GALLERY+STUDIO
TOWN OF PORT HEDLAND
REGIONAL ARTS AUSTRALIA
NORTH MIDLANDS
SOUTH AUSTRALIA
WESTERN AUSTRALIA
SOUTH AUSTRALIA
TASMANIA
VICTORIA
NEW SOUTH WALES
ACT
NORTHERN TERRITORY
JERSEY
GUERNSEY
MANX







HEART OF THE WEST END

PORTSIDE

SCHOOL HOLIDAY PROGRAM

2 - 13 JULY 2022

SCHOOL HOLIDAY FAMILY MARKET + KIDS ACTIVITIES FREE EVENT Saturday, 2 July 8am - 12pm Imagination Lane Join us in Imagination Lane (in between The Web Business Hub and Courthouse Gallery+Studio) for a market morning with local stallholders and activities for the kids, including chalk the walk, face painting and a variety of style art+craft works!	ME+MY MARVELLOUS MASK WORKSHOP FREE EVENT Wednesday, 6 July 9am - 11am Courthouse Gallery+Studio In this workshop, you will create your masks to explore different parts of your personality to meet and work with various new characters in multiple situations. Kids will create artwork with their parents' assistance.	MOVIES IN PORTSIDE: BRAN NUE DAE FREE EVENT Friday, 8 July 5.30pm - 8pm Marapikurrinya Park Come on down to Marapikurrinya Park and watch the popular coming-of-age comedy musical road movie Bran Nue Dae, and enjoy a perfect Friday night out for the whole family. BYO picnic blanket and chair!	MORNING YOGA SESSION IN THE PARK FREE EVENT Tuesday, 12 July 8am - 9am Marapikurrinya Park Start your morning right with a yoga session in the park with Chase the Sun Yoga! Bring the kids down to play in the park, or get them a yoga mat and they can join in!	PAINT FOR TEENS WORKSHOP BOOKINGS ESSENTIAL Wednesday, 13 July 1pm - 3pm Courthouse Gallery + Studio Join us for a TEEN version of 'Paint + Sip'. This workshop is a step-by-step painting class paired with non-alcoholic drinks and platter, designed to make creativeness flow! Bookings essential, please visit our website thejunctionco.com.au/whats-happening
--	--	--	--	--


www.thejunctionco.com.au/whats-happening


Courthouse Gallery+Studio
 16 Edgar Street, Port Hedland WA 6720
 +61 8 9141 0041 | hello@thejunctionco.com.au

thejunctionco.com.au
thejunctionco.pilbara
thejunctionhedland

THE JUNCTION CO
 Courthouse Gallery+Studio
 Port Hedland

BHP



**element.**

A small black rectangular box redacting a line of text.

26 August 2022

A large black rectangular box redacting a paragraph of text.

A small black rectangular box redacting a line of text.

PROPOSED SCHEME AMENDMENT TO RECLASSIFY LOT 6270 (NO. 5) MILLER STREET, WEDGEFIELD FROM ENVIRONMENTAL CONSERVATION RESERVE TO LIGHT INDUSTRY ZONE

element., on behalf of Gravity Crane Services, is pleased to submit the enclosed report to request the initiation of an amendment to the Town of Port Hedland Local Planning Scheme No. 7 ('LPS 7') to reclassify Lot 6270 (No. 5) Miller Street, Wedgefield (the 'subject site') from 'Environmental Conservation' reserve to 'Light Industry' zone.

The proposed amendment is consistent with the principles of orderly and proper planning and is largely aligned with the general principles and broader vision set under the strategic framework for the area. Specifically, the reclassification to Light Industry zone will facilitate consistency between LPS 7 and the Town's Local Planning Strategy, which contemplates light industrial land use and development over the subject site.

The land has been used for light industrial purposes since 2004 (operating under a crown lease) and therefore the proposed scheme amendment will reflect the site's current and future light industrial use and is consistent with the objectives of the Light Industry zone.

The subject site is predominately cleared and does not contain any areas of biodiversity or conservation significance. In this regard, the existing designation within the Environmental Conservation reserve is not appropriate as it does not reflect the actual use of the land. As such, the proposed rezoning will not result in any adverse environmental, planning or amenity outcomes.

For these reasons, it is respectfully requested that this scheme amendment be initiated and supported by the Town of Port Hedland at its earliest convenience.

Should you have any queries or require clarification on the above matter, please do not hesitate to contact me on A small black rectangular box redacting contact information.

Yours sincerely

A large black rectangular box redacting a signature.

element acknowledges the Whadjuk people of the Noongar nation as traditional owners of the land on which we live and work. We acknowledge and respect their enduring culture, their contribution to the life of this city, and Elders, past and present.

A large black rectangular box redacting a paragraph of text.



Town of Port Hedland
Local Planning Scheme No. 7

Amendment No. X

Rezoning Lot 6270 (No. 5) Miller Street, Wedgefield from 'Environmental Conservation' reserve to 'Light Industry' zone.

Planning and Development Act 2005

RESOLUTION TO ADOPT AMENDMENT TO LOCAL PLANNING SCHEME

Town of Port Hedland

Local Planning Scheme No. 7

Amendment No. X

Resolved that the Local Government pursuant to section 75 of the *Planning and Development Act 2005*, amend the above Local Planning Scheme by:

1. Rezoning Lot 6270 (No. 5) Miller Street, Wedgefield from 'Environmental Conservation' reserve to 'Light Industry' zone.
2. Amending the Scheme Maps accordingly.

The amendment is Standard under the provisions of the *Planning and Development (Local Planning Schemes) Regulations 2015* for the following reason(s):

- Amendment is consistent with the objectives of the Town of Port Hedland planning framework; and
- Amendment will have minimal impact on land in the scheme area and it will not result in any significant environmental, social, economic or governance impacts on land in the scheme area.

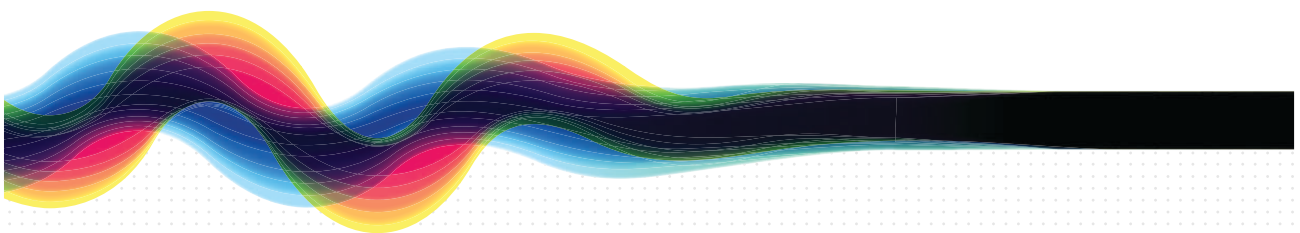
Dated this _____ day of _____ 2022

Chief Executive Officer

Scheme Amendment Request

Lot 6270 (No. 5) Miller Street, Wedgefield

August 2022 | 22-255



element.
the art and science of place

Scheme Amendment Request Lot 6270 (No. 5) Miller Street, Wedgefield

We acknowledge the Kariyarra people of the Noongar nation as traditional owners of the land on which we live and work.

We acknowledge and respect their enduring culture, their contribution to the life of this city, and Elders, past and present.

Document ID: /Volumes/Graphics/2022/22-255 Wedgefield, Lot 6270 (5) Miller Street/01 InDesign Report/02 Final/00 InDesign/22-255 Wedgefield LPS Amd Request F1 220826 Folder

Issue	Date	Status	Prepared by	Approved by	Graphics	File
1	23.08.22	Draft			SA	D1
2	26.08.22	Final			SA	F1

This report has been prepared for the exclusive use of the Client, in accordance with the agreement between the Client and Element Advisory Pty Ltd (**element**) ('Agreement').

element accepts no liability or responsibility whatsoever in respect of any use of or reliance upon this report by any person who is not a party to the Agreement or an intended recipient.

In particular, it should be noted that this report is a qualitative assessment only, based on the scope and timing of services defined by the Client and is based on information supplied by the Client and its agents.

element cannot be held accountable for information supplied by others and relied upon by **element**.

Copyright and any other Intellectual Property arising from the report and the provision of the services in accordance with the Agreement belongs exclusively to **element** unless otherwise agreed and may not be reproduced or disclosed to any person other than the Client without the express written authority of **element**.

Contents

1. Introduction	1
1.1 Scope and Nature of Amendment	1
2. Background	3
2.1 Location and Context	3
2.2 Legal Description and Ownership	3
2.3 Existing Land Use	3
3. Site Analysis	9
3.1 Bushfire Considerations	9
3.2 Acid Sulphate Soils	9
3.3 Heritage Considerations	9
3.4 Contaminated Sites	9
3.5 Site Access	9
3.6 Servicing	9
4. Proposed Scheme Amendment	11
4.1 Overview of Amendment	11
4.2 Background Consultations	11
4.3 Planning Rationale	11
5. Planning Context	13
5.1 Planning and Development (Local Planning Schemes) Regulations 2015	13
5.2 Town of Port Hedland Local Planning Strategy	13
5.3 Town of Port Hedland Local Planning Scheme No. 7	14
6. Conclusion	15
Appendix A – Bushfire Attack Level Assessment	17

Scheme Amendment Request Lot 6270 (No. 5) Miller Street, Wedgefield

vi

element.

1. Introduction

This report has been prepared by **element**, on behalf of Gravity Crane Services Pty Ltd, to request the initiation of an amendment to the Town of Port Hedland Local Planning Scheme No. 7 ('LPS 7'). The proposal will formalise the zoning of the land to reflect the current and intended future light industrial land use under the planning framework.

The amendment proposes to rezone Lot 6270 (No. 5) Miller Street, Wedgefield (the 'subject site') from 'Environmental Conservation' reservation to 'Light Industrial' zone generally in line with that envisaged under the strategic framework for the area.

LPS 7 identifies the following objectives for the Light Industry zone:

- *To provide for a range of industrial uses and services industries generally compatible with urban areas, that cannot be located in commercial zones;*
- *To ensure that where any development adjoins zoned or developed residential properties, the development is suitably set back, screened or otherwise treated so as not to detract from the residential amenity.*

This report sets out the context of the proposed amendment in the planning framework, along with suitability and capability for rezoning. This report includes a description of the following matters:

- Site details and locational information;
- Background consultations in the formulation of the amendment request;
- Description of the existing land uses and site attributes;
- Consideration of relevant planning framework;
- Detailed explanation of the proposed amendment; and
- Justification for the proposed amendment.

1.1 Scope and Nature of Amendment

This local scheme amendment request seeks to amend the scheme map to reclassify the subject site from its existing 'Environmental Conservation' reserve to 'Light Industry' zone.

The amendment is deemed to be a 'Standard' amendment under the provisions of the *Planning and Development (Local Planning Schemes) Regulations 2015* for the following reasons:

- It is an amendment that is generally consistent with the objectives of the relevant zone;
- It is generally consistent with the Town of Port Hedland Local Planning Strategy;
- It will have minimal impact on land in the Scheme not subject to this amendment; and
- It does not result in any significant environmental, social, economic or governance impacts on land in the Scheme area.

Scheme Amendment Request Lot 6270 (No. 5) Miller Street, Wedgefield

element.

2. Background

2.1 Location and Context

The amendment area comprises one (1) landholding of approximately 0.729 hectares at Lot 6270 (No. 5) Miller Street, Wedgefield (the 'subject site').

Refer Figure 1 – Location Plan

The subject site is located in Wedgefield, the industrial precinct within the municipality of the Town of Port Hedland and is bound by Miller Street to the east, Environmental Conservation reserved land to the north and west, and light industrial zoned land to the south.

Refer Figure 2 – Aerial Plan.

2.2 Legal Description and Ownership

The following table summarises the property details of the land the subject of this scheme amendment proposal.

Table 1 – Certificate of Title Details

Lot	Plan	Vol	Folio	Street Address	Land Area	Registered Proprietor
6270	38825	LR3131	996	5 Miller Street, Wedgefield	0.729ha	State of Western Australia

2.3 Existing Land Use

The subject site is currently occupied by Mammoet Australia (heavy lifting and transport) for use as a lay-down area and by J & S Trucks & Machinery (a commercial vehicle mechanic) for storage under a crown lease over the land. The businesses exist as part of a number of tenancies operating over the subject site, Lot 5834 (No. 40) Moorambine Street, Lot 5913 (No. 44) Moorambine Street and Lot 601 Miller Street within the Wedgefield light industrial precinct.

The existing operations have not been granted development approval under LPS, however we confirm that a development approval will be sought from the Town of Port Hedland.

Refer Figure 3 – Site Plan.

Scheme Amendment Request Lot 6270 (No. 5) Miller Street, Wedgefield



Figure 1. Location Plan

element.



Figure 2. Aerial Plan

Scheme Amendment Request Lot 6270 (No. 5) Miller Street, Wedgefield

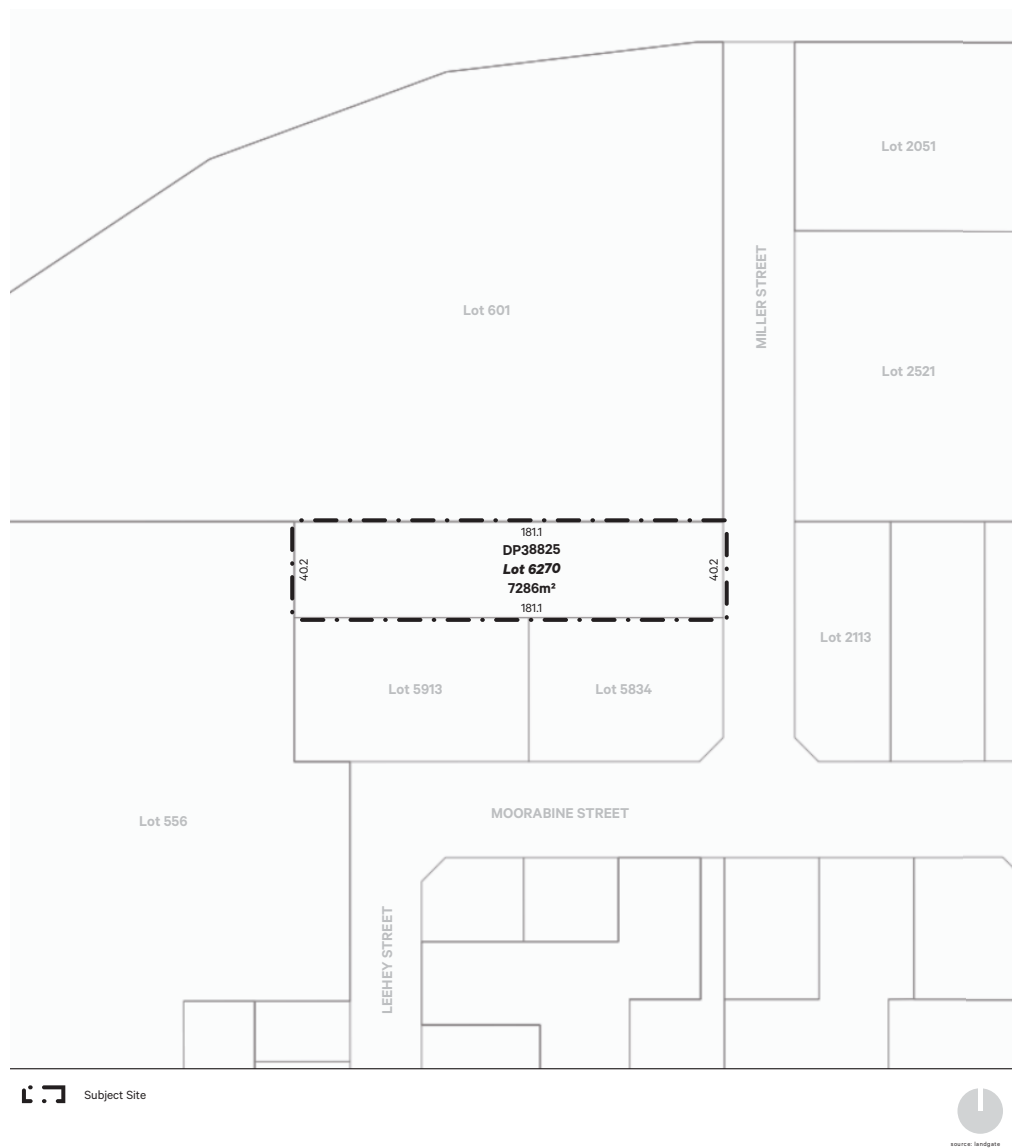


Figure 3. Site Plan

element.

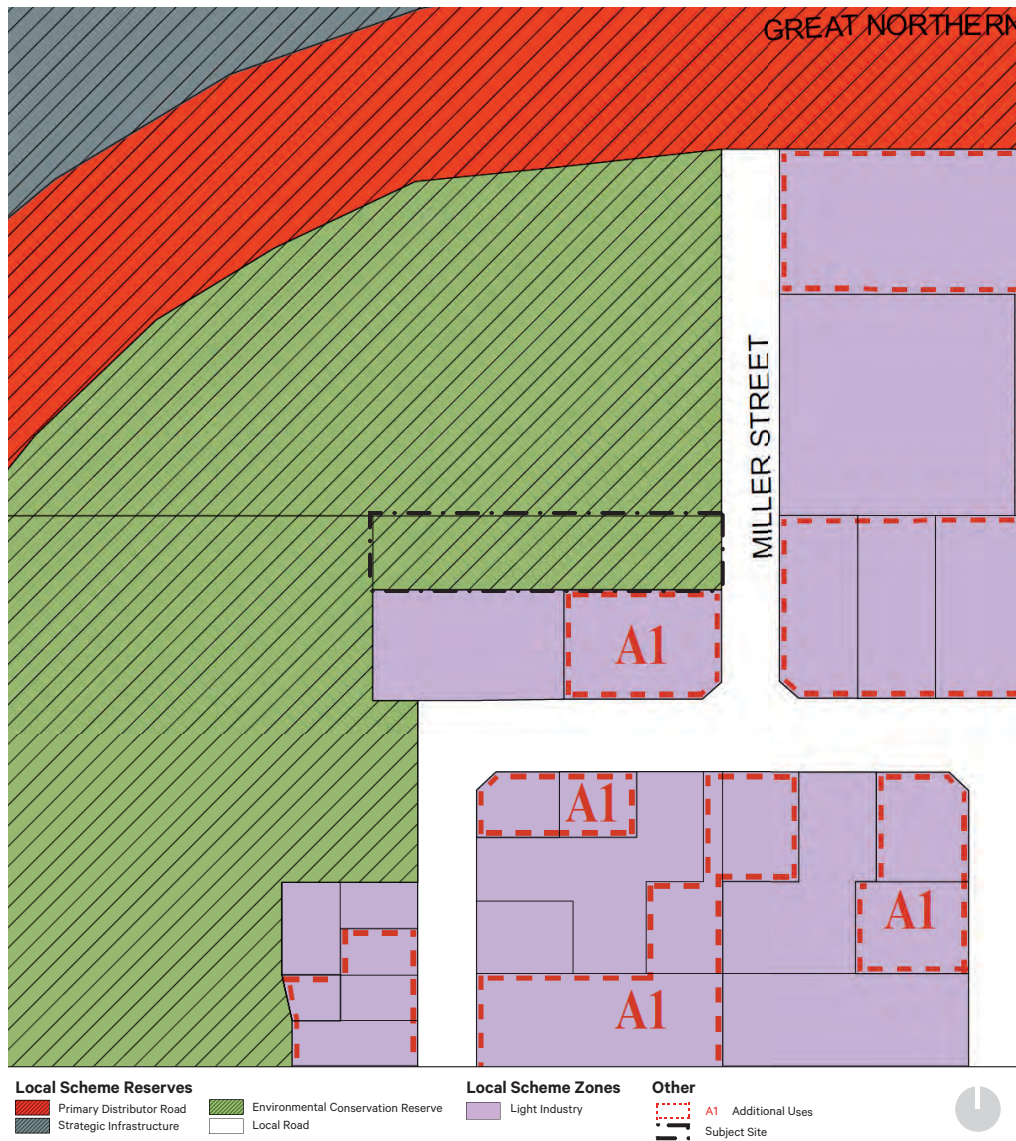


Figure 4. Town of Port Hedland LPS 7

Scheme Amendment Request Lot 6270 (No. 5) Miller Street, Wedgefield

element.

3. Site Analysis

The following section is a general description of the site characteristics of the subject land area. The section demonstrates that there are no significant constraints to facilitating rezoning of the land.

3.1 Bushfire Considerations

A desktop search of the Department of Fire and Emergency Services (‘DFES’) Map of Bushfire Prone Areas indicates that the subject site is located within a bushfire prone area. Although the subject site is constrained by bushfire, these considerations can be addressed at the development application stage.

Refer to Appendix A – Bushfire Attack Level Assessment.

3.2 Acid Sulphate Soils

A desktop search of the Department of Water and Environmental Regulation (‘DWER’) Acid Sulphate Soil Risk Map, indicates that the subject land does not contain any known risk of encountering acid sulphate soils.

3.3 Heritage Considerations

A desktop search of the Department of Planning, Lands and Heritage (‘DPLH’) Aboriginal Heritage Inquiry System and the Heritage Council’s State Heritage Register indicate that there are no listings of State or national heritage significance impacting the subject land.

3.4 Contaminated Sites

A desktop search of the DWER Contaminated Sites Database indicates that the subject land is not classified as a contaminated site.

3.5 Site Access

The site is currently accessed via Miller Street on the eastern boundary. Internal access between the subject site and Lot 5913 to the south also provides a point of access and egress onto Moorambine Street for existing tenants.

3.6 Servicing

Water services are located in the adjoining road reserve along Moorambine Street to the south and Miller Street to the east. Underground power services are available to the subject site. Sewer is not available in this area.

Scheme Amendment Request Lot 6270 (No. 5) Miller Street, Wedgefield

element.

4. Proposed Scheme Amendment

This part describes the rationale for the scheme amendment request and approach proposed.

4.1 Overview of Amendment

This scheme amendment seeks to amend LPS 7 by rezoning the subject site from 'Environmental Conservation' reserve to 'Light Industry' zone. The proposed scheme amendment does not propose any alterations to the LPS 7 text.

The subject site has been used for light industrial purposes by Mammoet Australia and J & S Trucks & Machinery under a crown lease since 2004. Gravity Crane Services has sought to purchase the land from the State government and the scheme amendment to rezone the land to light industry zoning will reflect the current and future industrial use of the land.

Refer Attachment 1 – Proposed Zoning.

4.2 Background Consultations

In formulating this local planning scheme amendment, preliminary consultation was undertaken with the Town's planning officers and refined the scope of the requested amendment accordingly.

As detailed in correspondence with the Town of Port Hedland in February 2021, officers acknowledged that the proponent entered into a lease commencing 22 January 2004 for the use of "Light Industry" and has been operating as such. It was advised that a scheme amendment would be required to rezone the property from 'Environmental Conservation' reserve to the 'Light Industry' zone. DPLH officers confirmed that the scheme amendment would rationalise the existing use of the land and enable the land to be purchased by the current operator.

4.3 Planning Rationale

The proposed amendment is considered to be consistent with the principles of orderly and proper planning and is largely aligned with the general principles and broader vision set under the strategic framework for the area. Specifically, the rezoning to Light Industry will facilitate consistency between LPS 7 and the Town's Local Planning Strategy, which contemplates light industrial land use and development over the subject site.

The land has been used for light industrial purposes since 2004 (operating under a crown lease) and therefore the proposed scheme amendment will reflect the site's current and future light industrial use and is consistent with the objectives of the Light Industry zone.

The subject site is predominately cleared and does not contain any areas of biodiversity or conservation significance. In this regard, the existing designation within the Environmental Conservation reserve is not appropriate as it does not reflect the actual use of the land. As such, the proposed rezoning will not result in any adverse environmental, planning or amenity outcomes.

Scheme Amendment Request Lot 6270 (No. 5) Miller Street, Wedgefield

element.

5. Planning Context

5.1 Planning and Development (Local Planning Schemes) Regulations 2015

The Planning and Development (Local Planning Scheme) Regulations 2015 (the Regulations) made under the Planning and Development Act 2005 (the Act), govern the way in which local planning strategies and local planning schemes are prepared, consolidated and amended. Section 75 of the Act provides local governments with the ability to amend a local planning scheme and the Regulations divide scheme amendments into either a basic, standard or complex classification.

The proposed amendment is considered to be a 'standard' amendment for the following reasons:

- The proposed Light Industry zoning is consistent with the land use contemplated under the Town of Port Hedland Local Planning Strategy;
- The proposed amendment will have minimal impact on surrounding land within the scheme area;
- The proposed amendment will not result in any significant environmental, social, economic or governance impacts;
- The proposal is not a complex or basic amendment.

5.2 Town of Port Hedland Local Planning Strategy

The Town of Port Hedland Local Planning Strategy (the 'Strategy') was published in May 2021 and is the primary planning document for the municipality, providing the rationale for the zones and other provisions of LPS 7, with a timescale of 10-15 years.

Pursuant to the Strategy, the subject site is identified for 'Light Industry' land use. The Strategy contemplates the following objectives for light industry land use within the Wedgefield Precinct:

- *Resolve land use conflicts between industrial and sensitive land uses.*
- *Provide a safe and efficient road network to support transport logistics.*
- *Provide sufficient industrial land to meet long-term requirements for industry.*
- *Protect open swale drainage networks from encroaching development.*
- *Improve the general amenity of industrial areas over time.*

The proposed local planning scheme amendment is consistent with the above objectives and will reflect the light industrial land use contemplated for the land under the Strategy.

Scheme Amendment Request Lot 6270 (No. 5) Miller Street, Wedgefield

5.3 Town of Port Hedland Local Planning Scheme No. 7

The Town of Port Hedland LPS 7 is the primary statutory document guiding land use and development within the municipality. Pursuant to LPS 7, the subject site is zoned 'Environmental Conservation'. The Environmental Conservation reserve seeks to:

- *Identify areas with biodiversity and conservation value, and to protect those areas from development and subdivision;*
- *Identify and protect areas of biodiversity conservation significance within National Parks and State and other conservation reserves.*

The objectives of the 'Light Industry' zone, as contemplated under LPS 7 are outlined below:

- *To provide for a range of industrial uses and services industries generally compatible with urban areas, that cannot be located in commercial zones;*
- *To ensure that where any development adjoins zoned or developed residential properties, the development is suitably set back, screened or otherwise treated so as not to detract from the residential amenity.*

As demonstrated above, it is clear that the subject site is not consistent with the objectives for the Environmental Conservation reserve given that the land is cleared and of no biodiversity or conservation significance. The subject site has been used for light industrial purposes under a crown lease since 2004 and rezoning to Light Industry will be consistent with the objectives of the zone. The proposed scheme amendment will formalise the zoning of the land to light industry and will reflect the current and intended future use already contemplated under the Strategy.

element.

6. Conclusion

This report has been prepared by **element**, on behalf of Gravity Crane Services Pty Ltd, to request the initiation of an amendment to the Shire of Port Hedland Local Planning Scheme No. 7 to facilitate a rezoning from 'Environmental Conservation' to 'Light Industry' zone at Lot 6270 (No. 5) Miller Street, Wedgefield.

This report has demonstrated that the proposed local planning scheme amendment is consistent with the principles of orderly and proper planning and is largely aligned with the general principles and broader vision set under the strategic framework for the area. In particular, it is noted that:

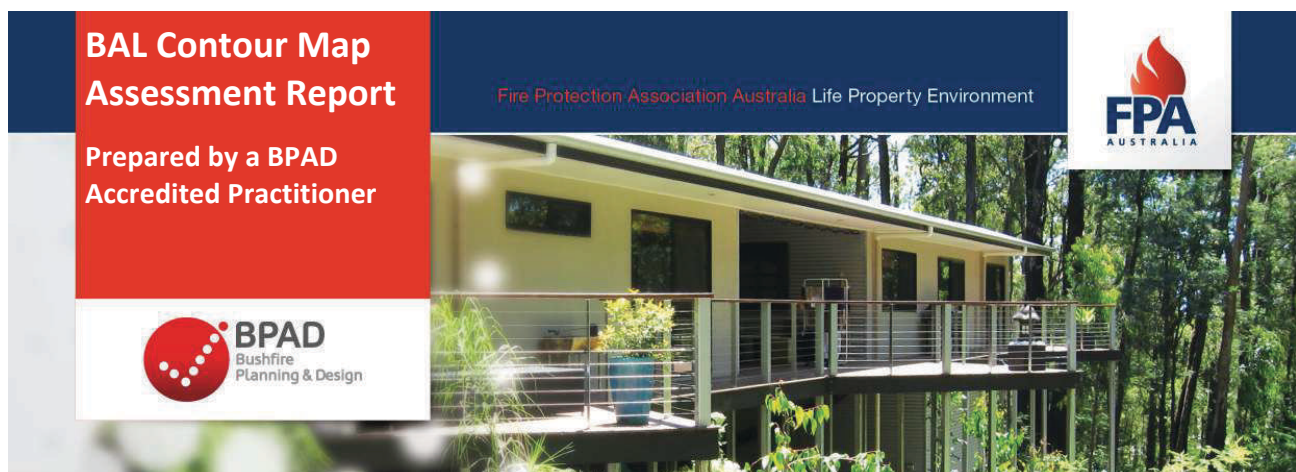
- The proposed Light Industry zoning is aligned with the Town's and WAPC-endorsed Local Planning Strategy;
- The existing designation of the land within the Environmental Conservation reserve does not reflect the actual use of the land, which is predominately cleared and is of no biodiversity or conservation significance;
- The proposed rezoning will reflect the current and intended future use of the land and consistent with the objectives of the light industry zone;

For these reasons, the amendment is in balance justified under the planning framework and will reflect the current and intended future use of the land.

Scheme Amendment Request Lot 6270 (No. 5) Miller Street, Wedgefield

element.

Appendix A – Bushfire Attack Level Assessment



BAL Contour Map Assessment Report

This report has been prepared by an Accredited BPAD Practitioner using the Simplified Procedure (Method 1) as detailed in Section 2 of AS 3959 – 2018 (Incorporating Amendment Nos 1, 2 and 3). FPA Australia makes no warranties as to the accuracy of the information provided in the report. All enquiries related to the information and conclusions presented in this report must be made to the BPAD Accredited Practitioner.

Property Details and Description of Works

Address Details	Lot No 6270	Street Name Miller Street		
	Suburb Wedgefield		State WA	Postcode 6721
Local Government	Town of Port Hedland			
Land Use	Light Industry			
Proposal Description	Scheme Amendment – Rezoning from ‘Environmental Conservation’ to ‘Light Industry’			

Report Details

Report / Job Number [REDACTED]	Report Version 1	Assessment Date 26 July 2022	Report Date 28 July 2022
-----------------------------------	---------------------	---------------------------------	-----------------------------

BPAD Accredited Practitioner Details

Name: [REDACTED] – Level 2	
Company Details: element [REDACTED] element.	



Reliance on the assessment and BAL Contour Map contained in this report should not extend beyond a period of 12 months from the date of issue of the report. If this report was issued more than 12 months ago, it is recommended that the validity of the determination be confirmed with the Accredited Practitioner and where required an updated report issued.

BAL Contour Map Assessment Report

Fire Protection Association Australia Life Property Environment

Vegetation Classification

All vegetation within 150m of the subject site was classified in accordance with Clause 2.2.3 of AS 3959-2018, as detailed in Figure 1. Each distinguishable vegetation plot with the potential to determine the Bushfire Attack Level is identified below.

Photo ID:	01	Plot:	1
Vegetation Classification or Exclusion Clause			
Class G Grassland – Tussock grassland G-22			
Description / Justification for Classification			
Areas of tussock grassland contained on the adjoining Environmental Conservation Reserve.			
The vegetation primarily consists of grassland with isolated trees and shrubs less than 10% of the overstorey.			
<ul style="list-style-type: none"> • Height: Greater than 100mm • Overstorey: Less than 10% • Slope: Flat / Upslope 			
			
Photo ID:	02	Plot:	1
Vegetation Classification or Exclusion Clause			
Class G Grassland – Tussock grassland G-22			
Description / Justification for Classification			
Areas of tussock grassland contained on the adjoining Environmental Conservation Reserve.			
The vegetation primarily consists of grassland with isolated trees and shrubs less than 10% of the overstorey.			
<ul style="list-style-type: none"> • Height: Greater than 100mm • Overstorey: Less than 10% • Slope: Flat / Upslope 			
			

BAL Contour Map Assessment Report

Fire Protection Association Australia Life Property Environment

Photo ID: 03 Plot: 1	
Vegetation Classification or Exclusion Clause	
Class G Grassland – Tussock grassland G-22	
Description / Justification for Classification	
<p>Areas of tussock grassland contained on the adjoining Environmental Conservation Reserve.</p> <p>The vegetation primarily consists of grassland with isolated trees and shrubs less than 10% of the overstorey.</p> <ul style="list-style-type: none"> • Height: Greater than 100mm • Overstorey: Less than 10% • Slope: Flat / Upslope 	
Photo ID: 04 Plot: 1	
Vegetation Classification or Exclusion Clause	
Class G Grassland – Tussock grassland G-22	
Description / Justification for Classification	
<p>Areas of tussock grassland contained on the adjoining Environmental Conservation Reserve.</p> <p>The vegetation primarily consists of grassland with isolated trees and shrubs less than 10% of the overstorey.</p> <ul style="list-style-type: none"> • Height: Greater than 100mm • Overstorey: Less than 10% • Slope: Flat / Upslope 	
Photo ID: 05 Plot: 1	
Vegetation Classification or Exclusion Clause	
Class G Grassland – Tussock grassland G-22	
Description / Justification for Classification	
<p>Areas of tussock grassland contained on the adjoining Environmental Conservation Reserve.</p> <p>The vegetation primarily consists of grassland with isolated trees and shrubs less than 10% of the overstorey.</p> <ul style="list-style-type: none"> • Height: Greater than 100mm • Overstorey: Less than 10% • Slope: Flat / Upslope 	




BAL Contour Map Assessment Report

Fire Protection Association Australia Life Property Environment

Photo ID: 06 Plot: 1	
Vegetation Classification or Exclusion Clause	
Class G Grassland – Tussock grassland G-22	
Description / Justification for Classification	
<p>Areas of tussock grassland contained on the adjoining Environmental Conservation Reserve.</p> <p>The vegetation primarily consists of grassland with isolated trees and shrubs less than 10% of the overstorey.</p> <ul style="list-style-type: none"> • Height: Greater than 100mm • Overstorey: Less than 10% • Slope: Flat / Upslope 	
Photo ID: 07 Plot: 1	
Vegetation Classification or Exclusion Clause	
Class G Grassland – Tussock grassland G-22	
Description / Justification for Classification	
<p>Areas of tussock grassland contained on the adjoining Environmental Conservation Reserve.</p> <p>The vegetation primarily consists of grassland with isolated trees and shrubs less than 10% of the overstorey.</p> <ul style="list-style-type: none"> • Height: Greater than 100mm • Overstorey: Less than 10% • Slope: Flat / Upslope 	
Photo ID: 08 Plot: 1	
Vegetation Classification or Exclusion Clause	
Class G Grassland – Tussock grassland G-22	
Description / Justification for Classification	
<p>Areas of tussock grassland contained on the adjoining Environmental Conservation Reserve.</p> <p>The vegetation primarily consists of grassland with isolated trees and shrubs less than 10% of the overstorey.</p> <ul style="list-style-type: none"> • Height: Greater than 100mm • Overstorey: Less than 10% • Slope: Flat / Upslope 	




BAL Contour Map Assessment Report

Fire Protection Association Australia Life Property Environment

Photo ID: 09 Plot: 2	
Vegetation Classification or Exclusion Clause	
Excludable - 2.2.3.2(a) >100m from site	
Description / Justification for Classification	
<p>Areas of Class G Grassland more than 100m from the subject site.</p> <p>These areas have been excluded in accordance with Clause 2.2.3.2 (a) of AS 3959.</p>	
Photo ID: 10 Plot: 2	
Vegetation Classification or Exclusion Clause	
Excludable - 2.2.3.2(a) >100m from site	
Description / Justification for Classification	
<p>Areas of Class G Grassland more than 100m from the subject site.</p> <p>These areas have been excluded in accordance with Clause 2.2.3.2 (a) of AS 3959.</p>	
Photo ID: 11 Plot: 3	
Vegetation Classification or Exclusion Clause	
Excludable - 2.2.3.2(e) Non Vegetated Areas	
Description / Justification for Classification	
<p>Areas clear of vegetation.</p> <p>These areas have been excluded in accordance with Clause 2.2.3.2 (e) of AS 3959.</p>	




BAL Contour Map Assessment Report

Fire Protection Association Australia Life Property Environment

Photo ID: 12 Plot: 3 Vegetation Classification or Exclusion Clause Excludable - 2.2.3.2(e) Non Vegetated Areas Description / Justification for Classification Private industrial sites and public roads clear of vegetation. These areas have been excluded in accordance with Clause 2.2.3.2 (e) of AS 3959.	
Photo ID: 13 Plot: 3 Vegetation Classification or Exclusion Clause Excludable - 2.2.3.2(e) Non Vegetated Areas Description / Justification for Classification Public roads clear of vegetation. These areas have been excluded in accordance with Clause 2.2.3.2 (e) of AS 3959.	
Photo ID: 14 Plot: 3 Vegetation Classification or Exclusion Clause Excludable - 2.2.3.2(e) Non Vegetated Areas Description / Justification for Classification Public roads clear of vegetation. These areas have been excluded in accordance with Clause 2.2.3.2 (e) of AS 3959.	

BAL Contour Map Assessment Report

Fire Protection Association Australia Life Property Environment

Photo ID: 15 Plot: 3 Vegetation Classification or Exclusion Clause Excludable - 2.2.3.2(e) Non Vegetated Areas Description / Justification for Classification Private industrial sites and public roads clear of vegetation. These areas have been excluded in accordance with Clause 2.2.3.2 (e) of AS 3959.	
Photo ID: 16 Plot: 3 Vegetation Classification or Exclusion Clause Excludable - 2.2.3.2(e) Non Vegetated Areas Description / Justification for Classification Private industrial sites clear of vegetation. These areas have been excluded in accordance with Clause 2.2.3.2 (e) of AS 3959.	
Photo ID: 17 Plot: 4 Vegetation Classification or Exclusion Clause Excludable - 2.2.3.2(f) Low Threat Vegetation Description / Justification for Classification Industrial sites primarily clear of vegetation with small areas of managed vegetation. These areas have been excluded in accordance with Clause 2.2.3.2 (f) of AS 3959.	

BAL Contour Map Assessment Report

Fire Protection Association Australia Life Property Environment

Photo ID:	18	Plot:	4
Vegetation Classification or Exclusion Clause			
Excludable - 2.2.3.2(f) Low Threat Vegetation			
Description / Justification for Classification			
Industrial sites primarily clear of vegetation with small areas of managed vegetation.			
These areas have been excluded in accordance with Clause 2.2.3.2 (f) of AS 3959.			
			

Assessment Inputs

A site assessment was undertaken on the 26th July 2022 by the current occupants of the subject site with the direction and assistance of a Level 2 BPAD Practitioner. The following assessment inputs have been used to determine the radiant heat flux exposure on the subject site:

Relevant Fire Danger Index

The Fire Danger Index (FDI) for this site has been determined in accordance with Table 2.1 of AS 3959-2018.

Fire Danger Index

FDI 40 ☐

Table 2.7

FDI 50 ☐

Table 2.6

FDI 80 ☒

Table 2.5

FDI 100 ☐

Table 2.4

Vegetation Classification and Slope Analysis

All vegetation within 150m of the subject site has been classified in accordance with AS3959-2018 and the Visual Guide for Bushfire Risk Assessments in Western Australia. Slope analysis has been based on site observations verified against available contour data.

The vegetation classification and effective slope has been summarised in Table 1 and visually represented in Figure 1.

Plot	Vegetation Classification	Effective Slope
1	Class G Grassland	Flat / Upslope
2	Excludable – Clause 2.2.3.2(a)	N/A
3	Excludable – Clause 2.2.3.2(e)	N/A
4	Excludable – Clause 2.2.3.2(f)	N/A

Table 1: Assessment Inputs



Figure 1 - Bushfire Attack Level (BAL) Assessment

Local Scheme Amendment

Lot 6270 Miller Street, Wedgefield WA 6721

Assessment Date: 26 July 2022

Accreditation Details: BPAD 44656 (Level 2)

© Element Advisory WA Pty Ltd. This concept has been prepared for the purposes of meeting client specifications. The drawing does not constitute an invitation, agreement or contract (or part thereof) of any kind whatsoever. Although care has been taken in the compilation of this drawing by Element Advisory WA Pty Ltd, all parties associated with the proposed development disclaim all responsibility for any errors or omissions. The right is reserved to change the plan at any time. Liability is expressly disclaimed by Element Advisory WA Pty Ltd for any loss or damage which may be sustained by any person acting on any visual impression gained from this drawing.

element.

Level 18, 191 St Georges Terrace, Perth Western Australia 6000
PO Box 7375 Cloisters Square, Perth Western Australia 6850
T: +61 8 9289 8300 | E: hello@elementwa.com.au
elementwa.com.au

BAL Contour Map Assessment Report

Fire Protection Association Australia Life Property Environment

Assessment Outputs

The assessment inputs in Table 1 have been relied upon to prepare the BAL Contour Map in Figure 2 which determines the radiant heat impact on the subject site based on existing conditions. The BAL Contour Map has been prepared in accordance with *State Planning Policy 3.7 Planning in Bushfire Prone Areas* (SPP3.7), the *Guidelines for Planning in Bushfire Prone Areas* (the Guidelines) and *AS 3959-2018*.

The BAL Contour Map indicates that the western and northern boundaries at the vegetation interface are subject to BAL-FZ and BAL-40, with the remainder of the site subject to BAL-29 or below. Given the subject site is primarily used for storage, the bushfire impact on the subject site is considered acceptable, in accordance with SPP 3.7 and the Guidelines.

Additional Considerations

This assessment has been prepared to accompany the scheme amendment only and demonstrates that the radiant heat exposure on the subject site is acceptable to enable the scheme amendment to be initiated by the Town of Port Hedland.

Any future development of the subject site will require a Bushfire Management Plan to be prepared at development application stage to demonstrate compliance with SPP 3.7 and the Guidelines, including adequate separation from the identified bushfire hazards.

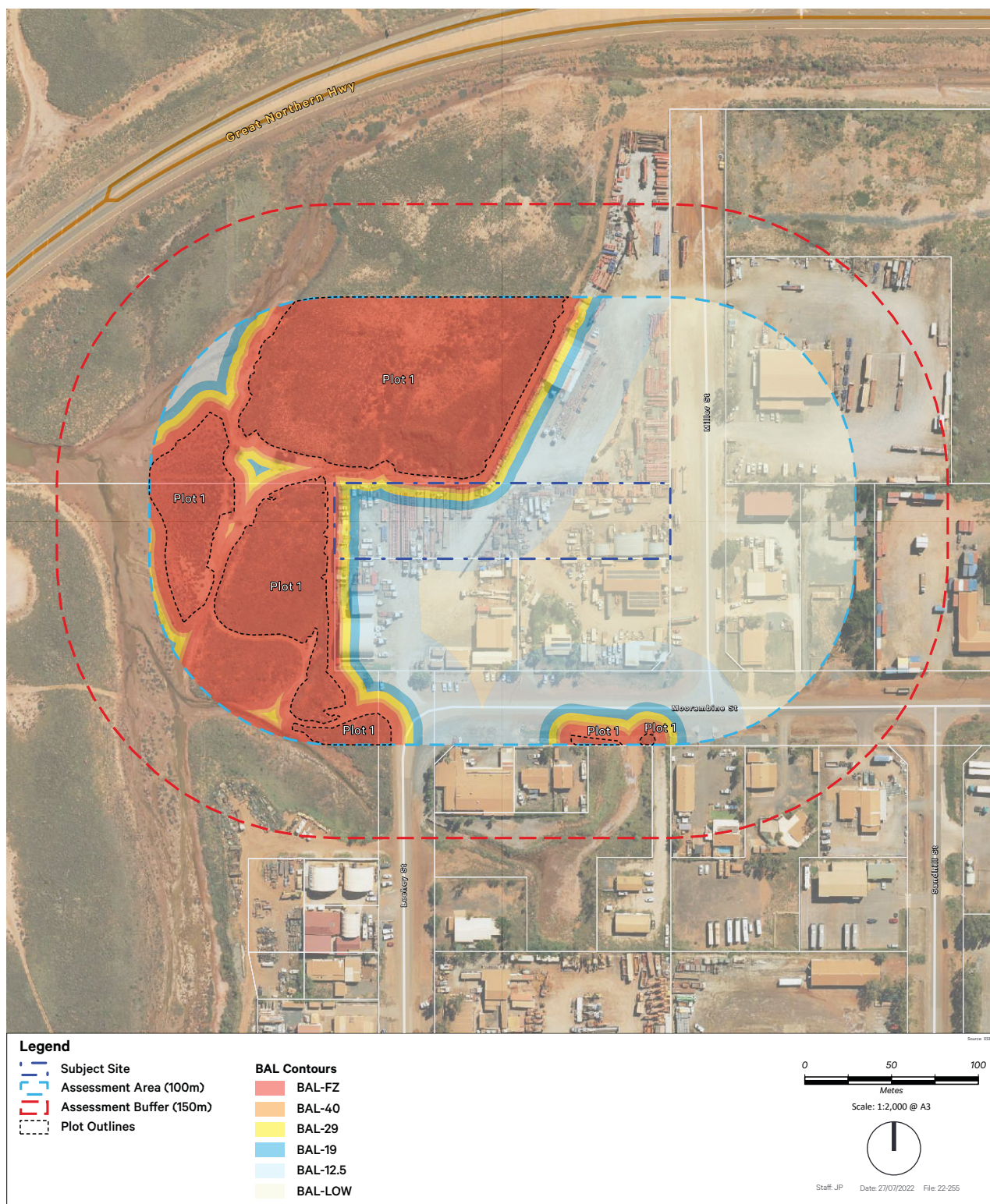


Figure 2 - BAL Contour Map (Existing)

Local Scheme Amendment

Lot 6270 Miller Street, Wedgefield WA 6721

Assessment Date: 26 July 2022

Accreditation Details: BPAD 44656 (Level 2)

© Element Advisory WA Pty Ltd. This concept has been prepared for the purposes of meeting client specifications. The drawing does not constitute an invitation, agreement or contract (or part thereof) of any kind whatsoever. Although care has been taken in the completion of this drawing by Element Advisory WA Pty Ltd, all parties associated with the proposed development disclaim all responsibility for any errors or omissions. The right is reserved to change the plan at any time. Liability is expressly disclaimed by Element Advisory WA Pty Ltd for any loss or damage which may be sustained by any person acting on any visual impression gained from this drawing.

element.

Level 16, 191 St Georges Terrace, Perth Western Australia 6000
PO Box 7375 Cloisters Square, Perth Western Australia 6850
T: +61 8 9299 8300 | E: hello@elementwa.com.au
elementwa.com.au

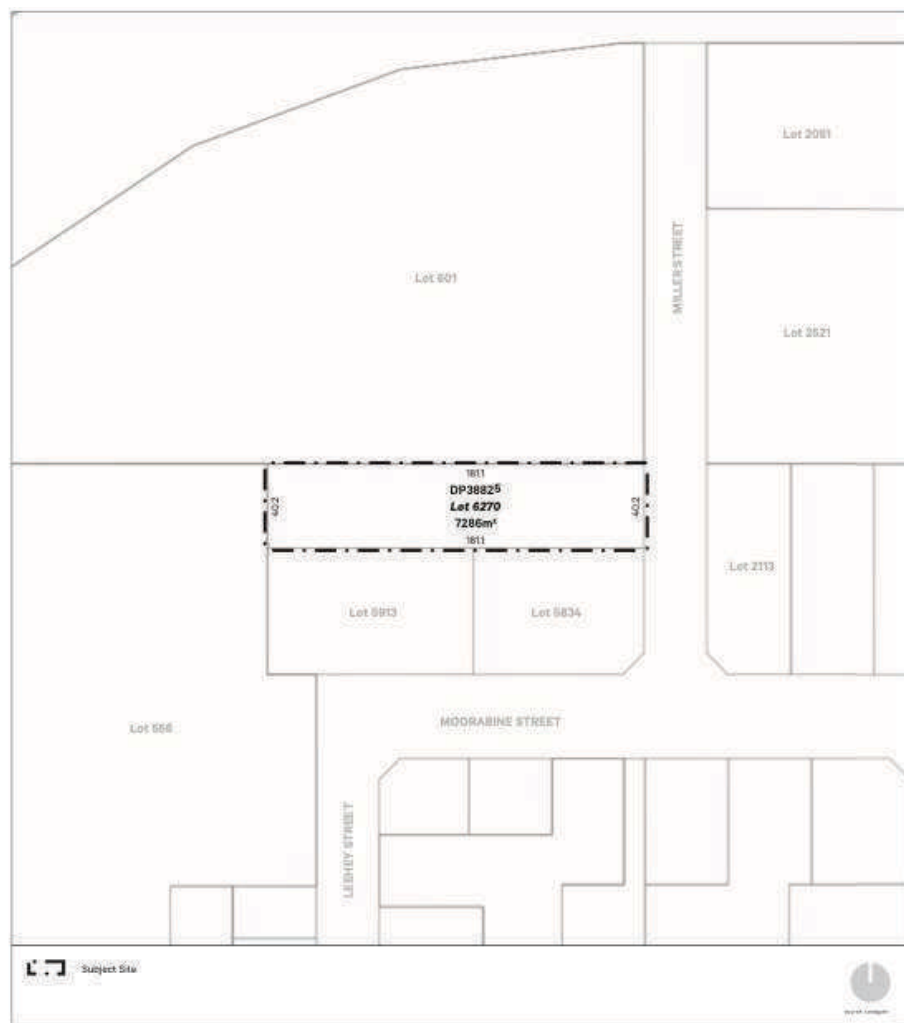
BAL Contour Map Assessment Report

Fire Protection Association Australia Life Property Environment

Appendix 1: Plans and Drawings

Drawing Details

Site Plan



Site Plan

Lot 6270 Miller Street, Wedgefield

Drawn: TIA/555 Date: 17/11/22 Scale: 1:500 Project: 22-08-FC/Wedgefield

element.

This drawing does not constitute an invitation, agreement or contract for any part thereof of any kind whatsoever. All parties associated with the proposed property development undertake all responsibility for any errors or omissions. The right is reserved to change this plan at any time. Liability is expressly disclaimed by Element Advisory WA Pty Ltd for any loss or damage which may be sustained by any person acting on any visual impressions gained from this drawing. © element

Level 18, 101 St Georges Terrace, Perth Western Australia 6000
PO Box 985, Colman Square, Perth Western Australia 6000
T: +61 8 9259 8800 | E: info@elementwa.com.au elementwa.com.au

BAL Contour Map Assessment Report

Fire Protection Association Australia Life Property Environment

Appendix 1: Bushfire Attack Level (BAL) Explained

A Bushfire Attack Level (BAL) Assessment is a means of measuring the severity of a building's potential exposure to ember attack, radiant heat and direct flame contact, using increments of radiant heat expressed in kilowatts per metre squared, and the basis for establishing the requirements for construction to improve protection of building elements from attack by bushfire.

The methodology used to determine the Bushfire Attack Level and the subsequent building construction standards are sourced from *AS3959-2018 Construction of buildings in bushfire prone areas*. The Bushfire Attack Level is determined through the following steps:

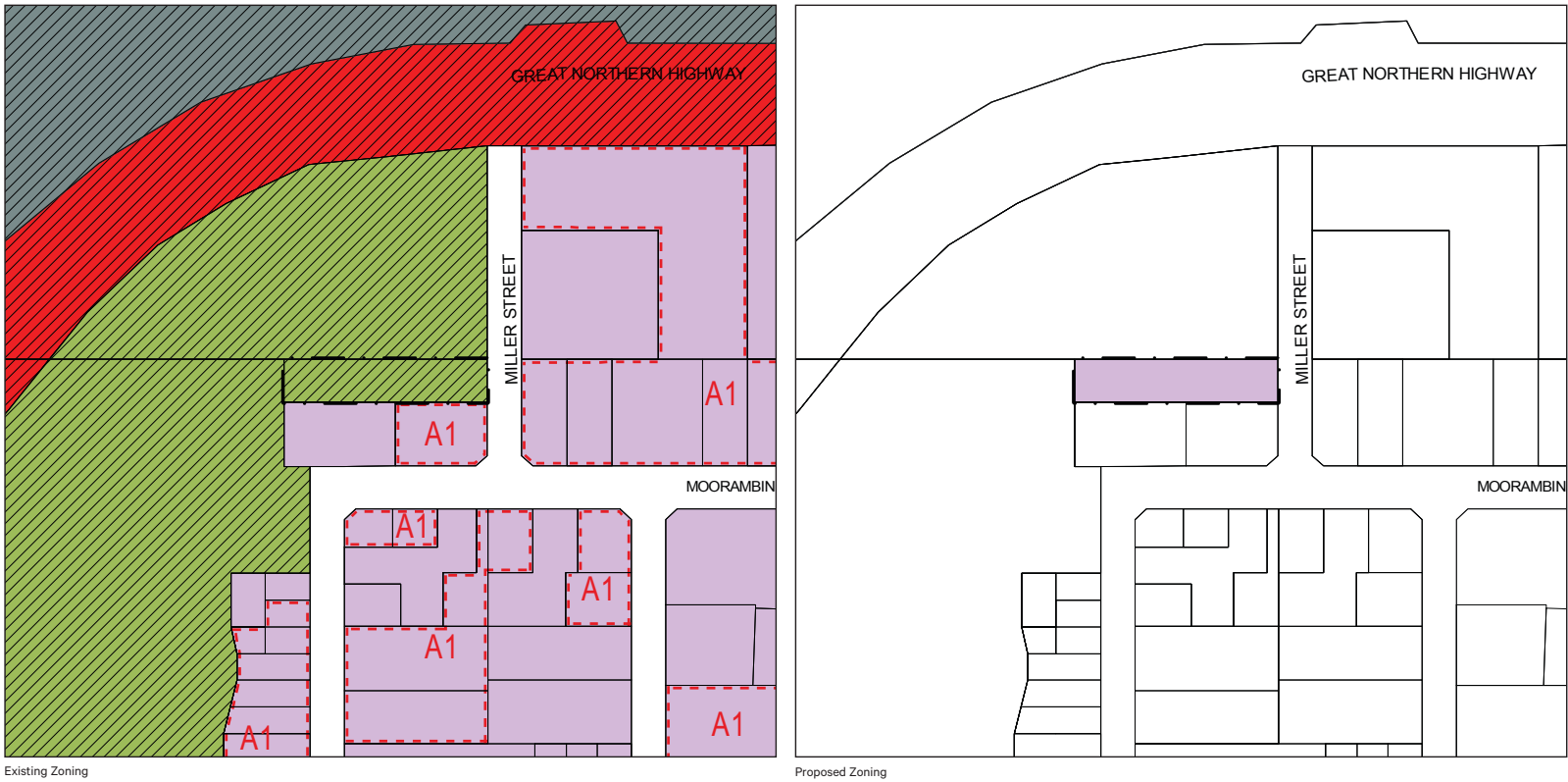
1. Determine the relevant Fire Danger Index (FDI) rating. FDI 80 is assigned within WA;
2. Determine the classified vegetation within 100 metres of the subject building;
3. Determine the separation distance between the building and the classified vegetation source/s;
4. Determine the slope of the land under the classified vegetation; and
5. Determine the BAL from the appropriate table of AS3959-2018.

AS 3959-2018 has six levels of BAL ratings based on the radiant heat flux exposure to buildings as outlined below. AS 3959 details the building construction standards relevant to each BAL; the relevant sections of AS 3959 are provided below.

Bushfire Attack Level (BAL)	Heat flux exposure thresholds	Description of predicted bushfire attack and levels of exposure	Section of AS3959-2018
BAL-LOW	See clause 2.2.3.2	There is insufficient risk to warrant specific construction requirements	4
BAL-12.5	$\leq 12.5\text{kW/m}^2$	Ember attack	3 & 5
BAL-19	$> 12.5\text{kW/m}^2$ to $\leq 19\text{kW/m}^2$	Increasing levels of ember attack and burning debris ignited by windborne embers together with increasing heat flux	3 & 6
BAL-29	$> 19\text{kW/m}^2$ to $\leq 29\text{kW/m}^2$	Increasing levels of ember attack and burning debris ignited by windborne embers together with increasing heat flux	3 & 7
BAL-40	$> 29\text{kW/m}^2$ to $\leq 40\text{kW/m}^2$	Increasing levels of ember attack and burning debris ignited by windborne embers together with increasing heat flux with increased likelihood of exposure to flames	3 & 8
BAL-FZ	$> 40\text{kW/m}^2$	Direct exposure to flames from fire front in addition to heat flux and ember attack	3 & 9

element.

This page has been left blank intentionally



Legend

Local Scheme Reserves

- Primary Distributor Road
- Strategic Infrastructure
- Environmental Conservation Reserve

Other

- A1 Additional Uses
- Existing Cadastre
- Scheme Amendment Boundary

Local Scheme Zones

- Light Industry

22-255 RZ 11-07-2022

element.

Planning and Development Act 2005

Resolution to Amend Local Planning Scheme

Town of Port Hedland

Local Planning Scheme No. 7

Amendment No. X

Resolved that the Local Government pursuant to section 75 of the *Planning and Development Act 2005*, amend the above Local Planning Scheme by:

1. Rezoning Lot 6270 (No. 5) Miller Street, Wedgefield from 'Environmental Conservation' reserve to 'Light Industry' zone.
2. Amending the Scheme Maps accordingly.

Scheme Amendment Request Lot 6270 (No. 5) Miller Street, Wedgefield

FORM 6A

COUNCIL ADOPTION

This Standard Amendment was adopted by resolution of the Council of the Town of Port Hedland at the _____ Meeting of the Council held on the _____ day of _____, 20____.

MAYOR/SHIRE PRESIDENT

CHIEF EXECUTIVE OFFICER

COUNCIL RESOLUTION TO ADVERTISE

By resolution of the Council of the Town of Port Hedland at the _____ Meeting of the Council held on the _____ day of _____, 20____, proceed to advertise this Amendment.

MAYOR/SHIRE PRESIDENT

CHIEF EXECUTIVE OFFICER

COUNCIL RECOMMENDATION

This Amendment is recommended [for support/not to be supported] by resolution of the Council of the Town of Port Hedland at the _____ Meeting of the Council held on the _____ day of _____, 20____ and the Common Seal of the Town of Port Hedland was hereunto affixed by the authority of a resolution of the Council in the presence of:

MAYOR/SHIRE PRESIDENT

CHIEF EXECUTIVE OFFICER

element.

FORM 6A - CONTINUED

WAPC ENDORSEMENT (r.63)

.....
DELEGATED UNDER S.16 OF
THE P & D ACT 2005

DATE

APPROVAL GRANTED

.....
MINISTER FOR PLANNING

DATE

element.
the art and science of place





Port Hedland Visitors Centre

Annual Report
July 2021 – June 2022

Report Prepared by
JULIE ARIF & NINA PANGAHAS

Report Date: 29 July 2022



Port Hedland
VISITOR CENTRE

Table of Contents

1. Income and expenditure statements.....	3
1.1. Statement of Variations	3
1.2. Audited Income Expenditure Statements	3
2. Statement of Capital Expenditure and Maintenance Items.....	3
2.1. Capital Expenditure Capital Expenditure Maintenance Items	3
2.2. Maintenance Items	3
3. Key Performance Indicators.....	3
4. Statement of Marketing Activities, Programs, and Initiatives	4
4.1. Statement of Marketing Expenses	4
4.2. Programs and Initiatives.....	4
4.3. Social Media	19
4.3.1. Facebook.....	19
4.3.2. Instagram.....	19
4.3.3. EXAMPLE.....	19
4.4. Membership.....	19
4.5. Products.....	19
4.6. Marketing Material Distribution.....	19
5. Accreditation	19
6. Visitor Centre Business Plan	19
7. Cruise Ship Engagement Plan	20
8. Statistics, Visitor Numbers.....	20
8.1. Tour Numbers	20
8.2. Visitor Numbers	22
8.3. Walk in Traffic.....	23
8.4. Telephone Enquiries	23
8.5. Email /Digital Mail/ Mail.....	24
8.6. Online/Website	24
8.7. Performance of sales against Visitor Numbers and overnight stays.	24
9. Prevailing Marketing Conditions	25
10. Customer Feed Back	25

10.1. Visitor Book.....	25
10.2. Online	25
10.3. RV Overflow site.....	25
10.4. Tour Feedback.....	25
11. Incident Reports	25

1. Income and expenditure statements

The operating cost of the Visitors Centre has been within the parameters laid out in the tender.

The wages and salaries for the year have been in the parameters of the budget.

1.1. Statement of Variations

Nothing to report.

1.2. Audited Income Expenditure Statements

Nothing to report.

2. Statement of Capital Expenditure and Maintenance Items

2.1. Capital Expenditure Maintenance Items

Project/ Capital Work	Contractor	Start Date	End Date	Budget
Nothing to report.				

2.2. Maintenance Items

Date Reported	Issue	Contractor	Date Rectified	Notes
August 2021	Tap replacement, mixer and tap repair	Hedland Plumbing	3/08/2021	
October 2021	Deep coil cleans to Server Room AC and Main Entrance AC. Also unblocked Server Room drain.	Oresome Air	20/10/2021	
17 January 2022	Locksmith attended to repair the barrel of the lock to the storeroom	White Knight	19 January 2022	
23 March 2022	Plumbing - Leaking cistern in male disabled toilet	Wulff Plumbing	28 March 2022	
23 March 2022	Lights – One downlight in main area not working	Go Escape	23 March 2022	
22 June 2022	Fire extinguisher service	Firesafe	22 June 2022	

3. Key Performance Indicators

- 15,000 visitors supported through the Visitor Centre
- 1000 people hosted on formal tours operated through the Visitor Centre

- Gold/A1 Tourism accreditation maintained (or equivalent)
 - Development of a web presence and digital strategy to educate and attract visitors to the local area
 - Development and distribution of up-to-date tourism documents promoting Port Hedland and the Pilbara region.
 - Execution of a program to greet and engage Cruise Ship visitors that also engages local businesses and community organisations.
4. Statement of Marketing Activities, Programs, and Initiatives
- 4.1. Statement of Marketing Expenses
Refer to financial statements.

4.2. Programs and Initiatives

July to December 2021

July to September 2021 saw an unprecedented rise in foot traffic through the door of the Visitor Centre. Our popular tours were booked out daily and Pilbara Tours put on extra tours to accommodate the huge numbers that were requesting to do their tours.



There were scheduled Eastern states tour companies that cancelled when COVID closed borders and the tours became untenable. Tours that cancelled were Martins Albury Coaches and Southern Cross Coaches. Fortunately, they have rescheduled for 2022.

Hosted Keep Australia Beautiful Tidy Towns judges

On 15 September, the Visitor Centre hosted the Keep Australia Beautiful Tidy Towns judges who got to speak to delegates from the Men's' Shed (Sam Arif), Port Hedland Historical Society (Nina Pangahas), Visitor Centre (Julie Arif), Care for Hedland Environmental Group (Kelly Howlett), citizen scientist and Senior Citizen of the Year 2021 Doris Tuefel, and Pilbara Tours (Sam Smeeton). All the guests spoke passionately about Port Hedland and the bit they do to promote a great community.

Power outage

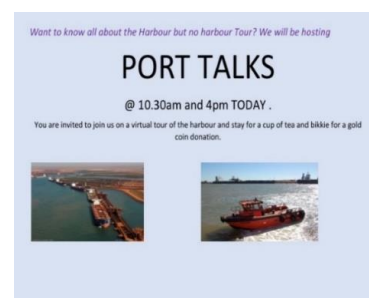


We were contacted by the Town of Port Hedland regarding an urgent electrical matter that required the power to be disconnected for 2 days. This was to happen in the peak of the tourist season. After two false starts the power was disconnected and we moved the tourist service outdoors for 2 days to still assist with information services and brochures/ maps etc. The visitors were happy with our adaptability and would have been very

discontented if we had shut the doors for 2 days. Visitor services went al fresco for 2 days.

Port Talks

With the closure of the jetty due to maintenance, the prestigious Harbour Tour was not available and the demand for facts and information about the port prompted the Port Talks session which was very popular. Seventeen sessions (17) were delivered at the Visitor Centre by the staff and 364 people attended.



Promotion

The WA Caravan and Camping show came to Port Hedland and filmed a segment about Port Hedland including the Visitor Centre "Free things to do in Port Hedland" as well as other aspects of tourism in Port Hedland. This segment was aired on Channel 7 on 28 August.

ABC KIMBERLEY did an outside broadcast in front of the Visitor Centre on 4 August and had many guest speakers talking about many tourism aspects of Port Hedland.

Finalist Business of the Year Awards

The Port Hedland Visitor Centre were a finalist in the 2021 Port Hedland Chamber of Commerce and Industry Business of the Year awards in the categories of Tourism and Hospitality, and Business 5 – 10 employees.

Exhibition

The Visitor Centre got into the Olympic spirit during the 2020 Tokyo summer Olympics with a small exhibition of Olympic memorabilia.



Yarning with a local

This event was held Friday morning at 11:30 am where guests were invited to talk to visitors about some aspect of living in Port Hedland. Speakers for this quarter were Arnold Carter, Ben Rose, Doris Tuefel, and Julie Arif. These speakers came back for several Fridays and spoke to visitors ranging from 5 - 10 in number speaking on topics of Rocks of the Pilbara, Port Hedland Fringing Reef, Establishing the first iron ore mine in the Pilbara, Rescuing and raising kangaroos and Port Hedland's History.



Wedge Street Footpath Markets - 2021

The markets grew in popularity with the number of stalls and attendees increasing even after the peak of the tourist season.

Date	Stalls	Attendees (Approx.)
18 April	8	400
16 May	7	600
20 June	7	950
18 July	9	500
15 August	7	500
19 Sept	18	600
17 Oct	19	800-1,000
12 Nov		1,500 – 2,000

The markets have consistently increased visitation to the Centre; the highest recorded visitation being on the 17th of October during the week-long Heritage Festival (618 walk in visitors) and on 12 November (833) as part of the Port side Christmas Festival led by The Junction and Courthouse Gallery + Studio.

The people counter battery failed from 23 July, August, and September, hence the lack of record for these months.

A comparative walk-in traffic before and after the market is shown below:

Day before	Market Day	Day after
17 April – 36	18 April - 152	19 April - 40
15 May – 91	16 May - 158	17 May - 99
19 June - 144	20 June - 278	21 June - 182
17 July - 179	18 July - 356	19 July 240
14 Aug – no data	15 Aug – no data	16 Aug – no data
18 Sept – no data	19 Sept – no data	20 Sept – no data
16 Oct - 49	17 Oct - 618	18 Oct - 74
11 Nov - 83	12 Nov - 833	13 Nov - 69

125 years of Port Hedland – Port Hedland Heritage Festival held on 16-22 October

A week-long celebration led by the Port Hedland Historical Society was held from 16-22 October 2021.

On 17 October, a larger than usual Wedge Street Footpath Market was held to celebrate the 125th birthday of Port Hedland. The Visitor Centre organised 4 events over a period of 10 days with the assistance of a community grant of \$2,500 from FMG and financial assistance from the Port Hedland Historical Society. Attendance over the 4 events at the Visitor Centre was approximately 1,500.

The market included parade of nations, cake cutting, and various kids entertainment. It created a fantastic community birthday party feel with balloons, cake, music, and party games for families to enjoy. In kind support came from Deputy Mayor Renae Coles who assisted in donating gifts for the prizes and in supplying character costumes and volunteers to wear them to create a fun party atmosphere. Children participated in a treasure hunt and visited all the stalls and businesses in the area and had their treasure card stamped to get a prize. Stallholders, businesses, parents, and children all enjoyed getting around to stalls and businesses that they might have overlooked without the treasure hunt. A huge birthday cake for Port Hedland was cut after the children all sang “Happy Birthday Port Hedland” and was distributed to the community attending the markets.

Also, during the week of the Festival, the Hedland Maritime Initiative and Pilbara Ports Authority held kids in-colouring competition and all entries were on public display at the Hedland Maritime Initiative office on the same day as the market. The Hedland

Maritime Initiative office is located next to the Visitor Centre. The entries and the maritime displays contributed to the festivities and attracted community interests.




Parade of Nations

As part of the Wedge Street Footpath Market, the Visitor Centre organised the Parade of Nations to parade up Wedge Street from Dalgety House Museum to showcase the broad ethnic population of Port Hedland. The event was colourful with majority of the 25 participants waving the flags of their birth country. Countries represented included Turkey, Australia, USA, Ireland, Wales, Czechoslovakia, Poland, Sri Lanka, Philippines, Thailand, Yugoslavia, South Africa, and Italy.



Port Hedland Then and Now exhibition

The Visitor Centre, in collaboration with Hedland Camera Club, also put together a Now and Then Photographic exhibition; the opening night was held on 19 October followed by another night event on 20 October where Julie Arif shared her knowledge of the history of the town. Fifteen guests attended the opening night. Many thanks to Stuart Bell for coordinating the 2021 photos of Port Hedland. Thanks to the FMG grant which covered the cost of printing, mounting, and freighting the photos to Port Hedland. The exhibition was on show for 10 days and had a great response from all that viewed it and it generated a great deal of discussion about Port Hedland's past. It also had good exposure on Facebook.



A Brief History of Port Hedland

On Tuesday, 19 October, a visual and oral presentation was delivered to an audience of 25 people. The 1.5hr presentation showcased a timeline of Port Hedland's history from the original people – the Karriyarra people to this date in time 22 October 2021. Photos on the big screen were shared with the story of significant events that have shaped the town.

Port side Christmas Festival

The Junction and Courthouse Gallery + Studio led this event.

The November Wedge Street Footpath market was held in collaboration with The Junction and Courthouse Gallery +Studio to create the portside Christmas Festival that saw the West end come alive with the Christmas spirit. The Visitor Centre organised non “makers” market stalls along Wedge Street, music by Jan Gillingham and her music students, a roaming Santa, and the Find Santa Treasure Hunt for children. Estimated attendance was 1,500- 2,000 across the whole precinct with the door count at the Visitor Centre getting to 881 on that night.



**Funky Christmas tree comp**

For the third consecutive year, the Visitor Centre has organised the Funky Christmas Tree promotion to encourage businesses in Port Hedland to create a tree of interest that reflects the nature of their business. This year, 11 entries were received across the town with some very creative trees submitted. Voting attracted 286 votes for the favourite tree which was Pilbara Tools and Fasteners tree built out of the boxes with their products in them.

NWT Pick up Point

The Visitor Centre have agreed to be the pickup point for the weekly newspaper, the Northwest Telegraph as they currently do not have anyone to distribute the paper.

Santa's Mailbox

A Santa letterbox at the Visitor Centre was promoted to increase local visitation to the Visitor Centre. A total of 30 letters were received with personal replies sent to the letter writers.

KTA Tourism workshop held on 8 November

Julie Arif attended the workshop with WA Tourism to have some input with the strategic planning for tourism in WA, in particular tourism in the Pilbara.

Portside meeting/activities led by the The Junction

Julie Arif attended meeting on 26 October. John Hague also attended meeting/event.

Turtle daytime nesting tour and Reef walk

At this time of the year tours and tourists are very sparse. There are limited tours available which have been the free Care for Hedland Turtle Tours/ Daytime Nesting tours and hatchling tours. Free guided reef walks with Doris Teufel continued until the weather got too hot. The Visitor Centre have been facilitating these activities for the last 3 years by promoting the events and taking bookings for the nesting tours.

Thank you function

The Visitor Centre and Pilbara Tours hosted a Thank you function for the supporters, sponsors, and stakeholders which was held at the Dalgety House Museum Gardens on 6 October.

Media

Julie Arif attended the following interviews.

- 2 November interview with Northwest Telegraph re Visitor Centre activity for 125 birthday
- 2 Nov interview with Triple M re upcoming VC activities
- ABC Northwest WA re celebrating Christmas in Port Hedland - decorations, Funky Christmas tree

Pilbara Tourism Association (PTA) Annual General meeting

The Visitor Centre through John Hague hosted the PTA AGM, which was held at The Hub, Port Hedland Chamber of Commerce on 17 November.

Christmas hampers for the Seafarers

Staff from the Visitor Centre assisted in the yearly event of putting together 3,000 hampers for the seafarers for distribution on Christmas day.

Organisational change

John Hague has resigned from the Seafarers Centre effective 18 December 2021. John has remained connected with the Pilbara in his new role.

Book exchange

Remains available for those who wish to either exchange or buy second-hand books.

The Visitor Centre was closed from 23 December 2021 to 23 January 2022.

January to June 2022

Prior to opening after the holiday break, the centre had been prepared for the new regulations required for COVID. People directional grids in place to ensure that entrance and exiting visitors did not interact.

QR scanning and sign in sheet were set up with sanitisers nearby. Masks and a COVID kit for the staff use were purchased. The COVID practices were implemented by all staff.

Table map stickers/ flags and new signage –

A common statement we hear is that tourists cannot find the Visitor Centre as it is set back from the road with no large signage to indicate where it is. To overcome this, we have purchased bright yellow new flags with the “i” sign to catch their eye as they drive down Wedge Street.

We have also enhanced the tablespots with informational map stickers to encourage visitors to sit and enjoy our Visitor Centre air conditioning and atmosphere as they plan their forward journey.



Welcome Packs

The Welcome packs that were started in 2021 continue to be well received with the High School requesting 25 packs, plus a welcome to Port Hedland presentation for their new staff to assist them settle into Port Hedland.

The Hedland Health Campus also requested 30 packs for their new staff. New residents to Port Hedland frequently make the Visitor Centre their first stop and we give out 2-3 Welcome Packs a week. This information was picked up by the media and an interview was done with ABC Kimberley about the Welcome Pack, how they are received and what they contain.

Training

As part of our commitment to upskilling staff, 3 members of staff attended a social media training session at the Chambers of Commerce WEB HUB.

Networking

There has been a presence by the Port Hedland Visitor Centre at these key events

- Chamber of Commerce Business breakfast with guest speaker Professor Gary Martin
- Attended Chamber of Commerce Business off the Clock at Kennards
- Attended Chamber of Commerce Business off the Clock at Europcar
- Met with new PHIA General Manager Dave Batic
- Met with Ray Mack Events Co Ordinator from Esplanade Hotel
- Attended Portside Town Teams meetings

Wedge Street Footpath Markets - 2022

The Visitor Centre have taken the opportunity to plan events for the year including the Wedge Street Footpath Markets.

The markets program for 2022 was released on Facebook in February. We have value added our 2022 markets by including a "Flea Market" side and invited car enthusiasts to "show" their cars off at the same time as the markets are happening. Something for all the family.

The local Member of Parliament the Hon Stephen Dawson has kindly agreed to sponsor a "free raffle" at each market during the season with the donation of a basket of goodies to be raffled at each market.

Media

- Feb 2 - Welcome packs and how new community members have received them
- Feb 7 – Regular mention of Wedge Street Footpath and Flea Markets on TripleM Radio.

Sponsorship

- The Hon Stephen Dawson confirmed sponsorship of 6 x baskets/hampers or goodies for "free raffle" for attendees at Wedge Street Footpath markets
- Received grant of \$3,400 from Local members of the Parliament: Hon Stephen Dawson MLC Minister for Emergency Services; Innovation and ICT; Medical Research; Volunteering, Hon Peter Foster MLC Member for Mining and Pastoral Region, and Kevin Michel - MLA Member for Pilbara. The grant will cover the printing cost of 2 x booklets: The bombing of Port Hedland and South Hedland 50 years.
- Received sponsorship of \$500 from Max of Silver Star Café to cover the printing cost of Silver Star Booklet.

Pilbara Tours, our main tour operator, recommenced tours on May 2 and the popular Seafarers Centre Harbour Tour continued its service.

Donations

The Port Hedland RSL kindly donated \$500 towards the printing of the Corunna Downs book that will be ready in July. The book will be an added source of information that will promote tourism in our hinterland – Marble Bar, as we have many visitors to Port Hedland who follow the tourist route through Marble Bar.

Events

- **Business off the Clock**

The Port Hedland Visitor centre co-hosted the Chamber of Commerce May Business off the clock with Pilbara Tours with approximately 50 people attending and hearing the information about the Visitor Centre and how we are a referral agent to many small businesses in Port Hedland. Pilbara Tours also spoke about Team Building opportunities with the tours that are offered.



- **Community Mother's Day Markets held on 7 May 2022**

The Visitor Centre in collaboration with Portside, the WEB and Courthouse Gallery organised and facilitated a fantastic community function that brought out all the families to the centre of town.

A total of 22 stalls with a variety of local products were on offer and approximately 1,800 people attended this event.

Walk-in traffic before and after the market:

Day before	Market Day	Day after
06 May - 120	07 May - 130	08 May - 60
21 May - 77	22 May - 317	23 May - 135
18 June - 140	19 June - 367	20 June - 165

- **Publication of The Silver Star booklet**

Sponsored by the Silver Star café, the booklet was launched at the Business of the Clock. The booklet has proven to be popular and of great interest to local people and visitors.



- **Wedge Street Footpath Flea Markets and Show and Shine with Free raffle held May 22nd May**

The Visitor Centre started the 2022 market season with the Wedge Street Footpath and Flea Markets on 22nd May with an extra element of a vintage and veteran car show and shine. There were twelve market stalls with about 700 attendees.

- **June 19 celebrating Pride month**

The Footpath markets celebrated inclusivity by adding a rainbow flavour to the markets with a special Drag Queen story time. The “free raffle” with the prize donated by Hon Stephen Dawson continues to be popular.



Promotions and advertising

We have been invited on several occasions to speak on radio stations about what Port Hedland has to offer anyone visiting the area:

- ABC Drive Show
- ABC Pilbara Breakfast show
- Spirit radio

Information distribution

Port Hedland information leaflets and brochures were distributed to caravan parks and hotels and the Golf Club. The leaflets delivered were "Free things to do and see in Port Hedland" and Port Hedland Gateway to the Pilbara.

Staffing, Staff Training and Development

We now have an almost complete compliment of staff with 2 new staff members starting in June and look forward to a busy tourist season.

Several members of the Visitor Centre staff completed their First Aid training.

Perth Airport WA Tourism Conference on 21-22 June 2022

Nina Pangahas attended the Perth Airport WA Tourism Conference on 21-22 June 2022 which was held at the Perth Exhibition and Convention Centre. The afternoon before the conference, she also attended the exclusive Visitor Centre WA meeting where delegates were briefed on an upcoming People Counter project. The meeting was followed by a dinner with Visitor Centre WA representatives and officers.

Below is an extract of from her report including photographs:

"The speakers were impressive and inspirational. There was so much positivity, and I found the Visitor Centre WA meeting and the conference very valuable. During each session, delegates were invited to provide feedback on priorities as they listen to the presentation and panel discussions. The following top five priorities have been identified and these will be communicated to the public via social media:

1. Reactivate Perth as a world-class event destination by expanding Perth Convention and Exhibition Centre and building the city's reputation as Australia's top winter destination for major sporting and cultural events.
2. Build back international aviation capacity from Europe, the UK, and key Asian markets such as Japan and India.
3. "Sprinkle" Aboriginal culture and authentic experience throughout every visitor's journey in WA.
4. Speed up visa processing and market WA as Australia's best destination for working holiday makers, student, and skilled staff; and
5. Establish WA as the ultimate electric vehicle caravanning and road trip state."

The event was jointly presented by Tourism Council WA, Visitor Centres WA, Caravan Industry Association WA, FACET, WAITOC and Destination Perth and is supported by Tourism WA.

The 2023 Perth Airport WA Regional Tourism Conference will take place in Kalgoorlie-Boulder on **29 - 31 May 2023**. The conference will be the fourth held in regional location. Previous events were held in Albany in 2017, Karratha in 2019, and Geraldton in 2021.



4.3. Social Media

4.3.1. Facebook

The followers were mainly women from Port and South Hedland, Perth, Karratha, Broome, and Melbourne and belonging to younger cohorts below 44 years old.

The Page has around 2,500 to 3,000 followers.

The number of Australians reached, or those who had any content of Page or about Page entered their screen, reached up to 18,880.

The Visitor Centre delivered a total of 96 posts for the year. The popular posts include those relating to the monthly Wedge Street markets, Christmas events, South Hedland celebration in 2023 and staircase to the moon.

4.3.2. Instagram

Nothing to report

4.3.3. EXAMPLE

4.3.4. Membership

Nothing to report.

4.3.5. Products

Nothing to report.

4.3.6. Marketing Material Distribution

Current brochures promoting Western Australian tourist destinations, accommodation, services, local information, and history are on display at the Centre. The Visitor Centre work with TOPH, local businesses and other WA tourism operators in the distribution of up-to-date brochures and information.

5. Accreditation

The Visitor Centre received its Level One Western Australian Visitor Centre Accreditation in March 2020. The Centre is accredited until the end of December 2022. Accreditation is renewed annually.

6. Visitor Centre Business Plan

The Business Plan has been updated.

7. Cruise Ship Engagement Plan

Subject to government policy due to COVID19 pandemic.

8. Statistics, Visitor Numbers

8.1. Tour Participation Numbers

Year	Seafarers Centre Harbour Tour	Seafarers Centre Fortescue Tour	Town Discovery Tour	Salt Eco Tour	Twilight Industry Tour	Turtle Nesting Tour	Total
2019/2020	3676	578		368	572		5,194
2020 (ending 30 October)	937		9	106	403		1,455
No tours from November 2020 to 31 March 2021 due to cyclone season, holiday closure, and shutdown period. Only corporate or group tours are run on request.							
April to June 2021	405		63	72	535		1,075
July to Sept 2021	1,939		77	209	796		3,021
Oct to Dec 2021	326			5	19	45	395
Jan to March 2022	35						35
April to June 2022	1139			152	301		1,592

In 2021, the Seafarers Harbour Tour started in April. However, it was cancelled for 6 weeks from 2 June because of the Port Authority's maintenance work on the community jetty. This impacted the tourists as this is a very popular tour and has many good reviews. Visitors were anticipating this tour and were disappointed when it was not available for 6 weeks.

Pilbara Tours resumed their Twilight Industry Tours and Eco Salt Tours in April and May, respectively. The Town Discovery Tour resumed in May.

In 2022, the Seafarers Tours and Pilbara Tours commenced its tours in March and May, respectively.

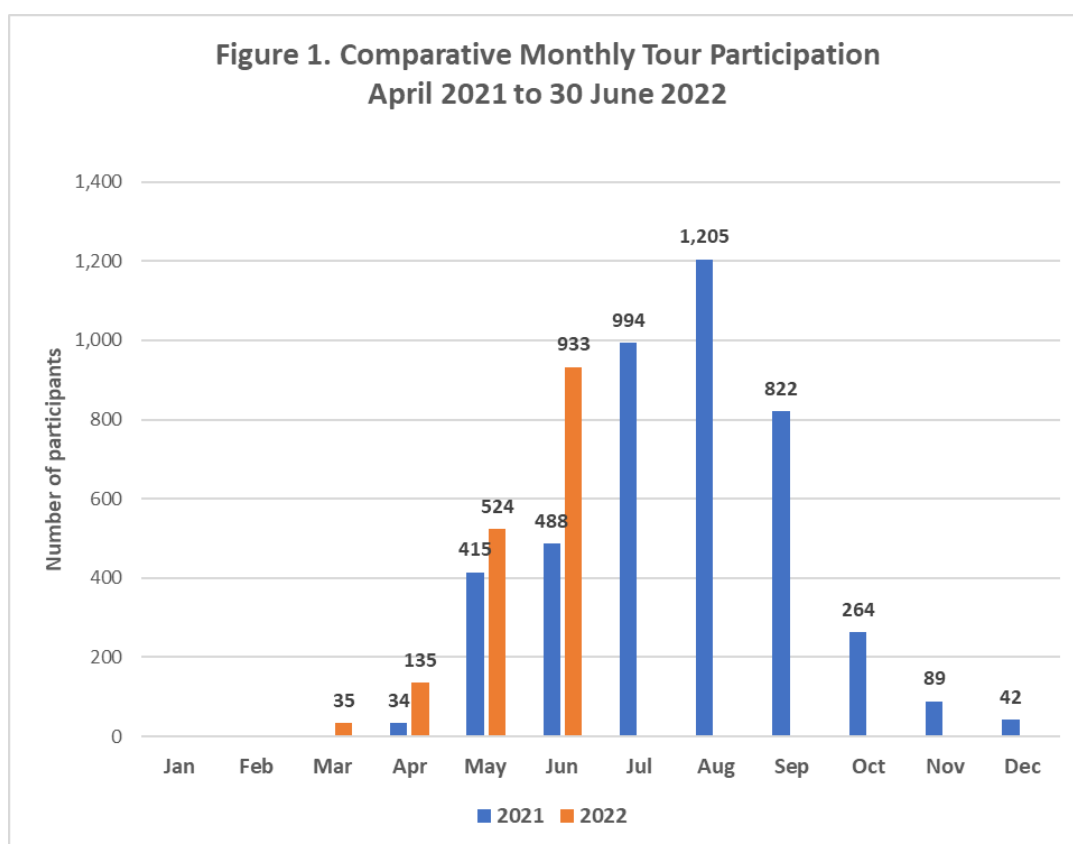
From April 2021 to 30 June 2022, the Visitor Centre and Seafarers Centre have facilitated a total of 480 tours with a total of 5,980 participants, consisting of 1,697 adults (28%), 3,947 seniors (66%) and 336 children (6%).

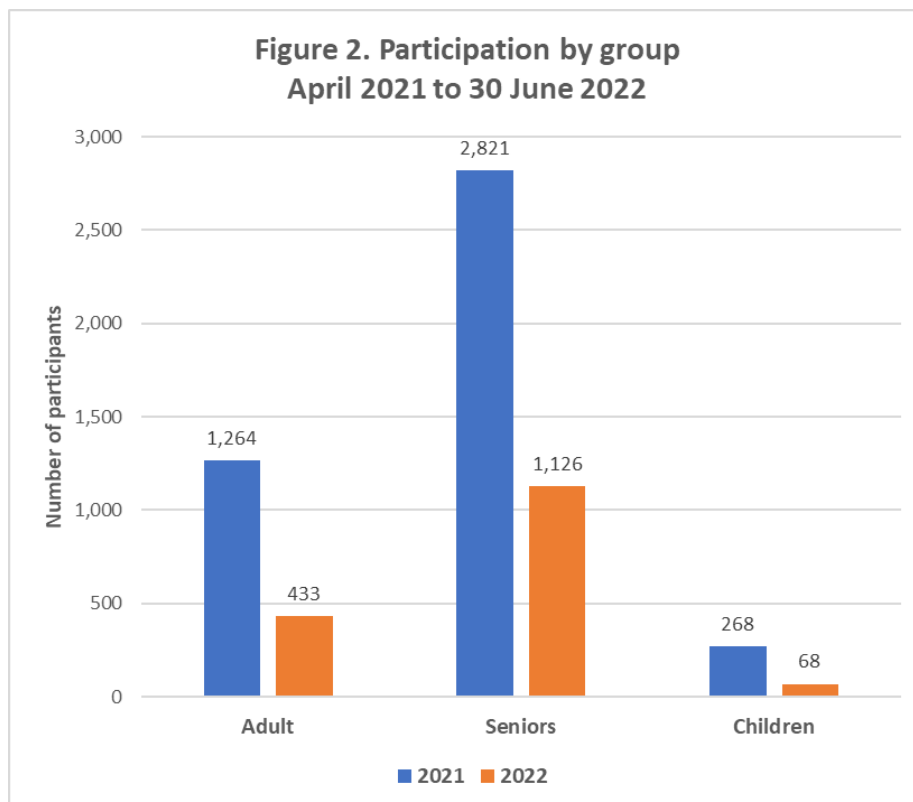
The Seafarers Fortescue Tour remains suspended because of COVID19.

Refer to graphs showing the monthly tour participation from April 2021 to June 2022 (Figure 1) and overall tour participation by group for the same period (Figure 2).

The tours started in April 2021, hence the inclusion of April tour data in this annual reporting.

Also, it should be noted that the 2021 figures cover the full tourism period, whereas the 2022 figures only cover the start of the tourism period from April to June. This explains the low group participation in 2022 as shown in Figure 2.





8.2. Visitor Numbers

The number of walk-in visitors is captured by the Visitor Centre's electronic people counter system. It should be noted that in the first quarter until 12 April 2021, the system did not work because of flat batteries in the sender/receiver units. However, the Visitor Centre had put in place since the beginning of 2021 a manual recording of walk-in visitors. The system was used to report walk-in visitors during the period when the counter system was not operational.

In 2021, the Visitor Centre delivered port talk in June until middle of July when the harbour tours were cancelled because of scheduled port maintenance. The port talk was held twice daily. It contributed to walk-in numbers in June and July as visitors returned to the Visitor Centre for the scheduled talks. The walk in-traffic from the electronic people counter system is shown under section 8.3.

The Visitor Centre was closed from 28-29 June 2022 for stocktake.

8.3. Walk in Traffic

Year	First Quarter	Second Quarter	Third Quarter	Fourth Quarter	Total
2019			9,677	5,022	14,699
2020	4,138	1,984	8,839	3,564	18,525
2021	734	10,077	8,908*	6,206	25,925
2022	1,902	9,169			11,071
Total	6,774	21,230	27,424	14,792	70,220

*This figure was understated. The people counter system did not function from 23 July to September in 2021 due to battery failure. The numbers for this period were taken from the manual count of walk-in visitors during the period when the reception desk was not busy.

In the last quarter of 2020, the Visitor Centre have introduced a manual recording of walk-in visitors to capture a snapshot of the age profile and what visitors do when they enter the Centre. The Visitor Centre also tried to capture the nature of queries made in person or by phone. It should be noted that when the reception was busy and during periods of high traffic, not all queries were recorded.

Comparing the second quarter of 2021 and 2022, the walk-in visitors were mainly those belonging to the older cohorts above 60 years old. The numbers, however, were lower in 2022 compared to the same period in 2021.

AGE CATEGORY

AGE	APRIL 2021	APRIL 2022		MAY 2021	MAY 2022		JUNE 2021	JUNE 2022
<20	78	59		35	76		83	123
20-30	120	102		157	162		164	154
40-50	182	122		308	284		283	372
60 +	231	165		1025	432		1567	1178
Total	611	448		1575	954		2097	1827

8.4. Telephone Enquiries

Year	First Quarter	Second Quarter	Third Quarter	Fourth Quarter	Total
2020	44	124	491	222	881
2021	111	391	468	157	1,016
2022	118	308			426

**It should be noted that the telephone enquiries were understated during the peak periods when the reception was busy.

8.5. Email /Digital Mail

Year	First Quarter	Second Quarter	Third Quarter	Fourth Quarter	Total
2019			46	62	108
2020	32	40	42	15	129
2021	6	40	37	30	113
2022	6	6			12

8.6. Online/Website

Users are those who have initiated at least one session in the selected data range. New users are those who have used the website for the first time during the selected date range. A comparative illustration of website users for the four quarters is shown below.

The website users were mainly Australian women, belonging to age groups less than 44 years old. Increase in website traffic coincides with the start of the tourist season.

Period	Users (%)	Male	Female
July-Sept 2021	27%	42%	58%
Oct-Dec 2021	33%	41%	59%
Jan-March 2022	26%	38%	62%
April-June 2022	19%	41%	59%

Period	18-24	25-34	35-44	45-54	55-64	65+	Total
July-Sept 2021	11%	26%	14%	18%	16%	15%	100%
Oct-Dec 2021	16%	27%	17%	16%	14%	10%	100%
Jan-Mar 2022	12%	26%	24%	15%	14%	9%	100%
April-June 2022	13%	27%	20%	15%	13%	12%	100%

Period	Users	New Users
July-Sept 2021	2,974	2,930
Oct-Dec 2021	1,571	1,538
Jan-March 2022	1,613	1,604
April-June 2022	3,185	2,969

8.7. Performance of sales against Visitor Numbers and overnight stays.

Nothing to report.

9. Prevailing Marketing Conditions

The Visitor Centre receives regular newsletter updates from the Tourism Council WA (TCWA).

Following strong advocacy from TCWA, the State government lifted the total removal of the G2G pass from 29 April 2022 which meant that WA is now in alignment with other states with restriction-free international and interstate travels. The G2G pass had been creating uncertainty for international visitors and events, and the triple vaccination requirement had prevented 30% of Australians from visiting WA.

In its latest survey, the TCWA found that 65% of tourism businesses identified the G2G pass as the restriction most negatively impacting their business. The government also lifted the removal of 2 sqm rule and capacity limits on events. Together with the removal of the G2G pass this is a substantial step forward for WA tourism and events creating a favourable environment in the lead up to the tourism season.

10. Customer Feed Back

10.1. Visitor Book
Refer to **Attachment 1**.

10.2. Online
Refer to item 10.1

10.3. RV Overflow site
Refer to item 10.1

10.4. Tour Feedback
Refer to item 10.1

11. Incident Reports

Date and time	Description of incident and action taken
15 Sept 2021, 4:55 pm	At approximately 4:55 pm on 15 September, Wednesday, as the Manager of the Visitor Centre was preparing to do the z report and till, as she went to sit on the chair in front of Registrar 1, the chair rolled away from her, and she fell to the ground landing on her bottom. She was winded and experienced a jolt up her back. She was able to get back up and caught her breath on the chair. Very sore to move.
27 April 2022, 9:30 am	Customer walked through the door and was looking ahead around the room and did not notice the stump and tripped and fell to the floor. Observed by 2 staff members and 3 others including his wife. Customer managed to get up with grazed leg.

	Checked customer stability and he said he was fine. Small graze was attended by staff. Iodine patch and band-aid were applied. Need to remove tree stump to prevent further incident.
16 May 2022, 11:15 am	A 27-year-old male walked into the Visitor Centre stating that he required assistance as he had just broken with his partner and had nowhere to go. We talked to the young man and asked how we could assist him. He said he had nowhere to stay, his partner owned the property he was staying in. We informed him that all the local assistance was based in South Hedland. He did not want to go to South Hedland and seemed reluctant to talk about South Hedland assistance. We then found the contact number for Mission Australia and told him to contact them. He said that he did not have a sim card in his mobile, and he was very agitated. We rang Mission Australia and told him he could talk to them and have a quick chat to which he seemed very grateful. After this, we then pointed him towards the Emporium to purchase a sim for his mobile.

Attachment 1. Visitor Comments - July 2021 to June 2022			
- a selection from the Visitor Centre's Guest Book*			
Date	Initial	State	Comment
2/07/2021	MIH	Cleve, SA	Great - good info
	IRH	Ballarat, VIC	Busy port
5/07/2021	PLM	Murrumba Downs, QLD	Very well run
6/07/2021	MJW	Mansfield, VIC	Great info centre
7/07/2021	PDT	Perth, WA	Thank you
11/07/2021	BYB	Albany, WA	Very helpful people
15/07/2021	HHO	Perth, WA	Very well done
15/07/2021	ALMG	Victoria	Excellent centre, great info
16/07/2021	JA	Cowley, QLD	Thanks Sam for your help
16/07/2021	JK		Very helpful lady
17/07/2021	F	Kelmscott, Perth	Great place
19/07/2021	ELHY		Very friend and informative. Thank you.
22/07/2021	RBOM		We are excited to be here. And can't wait to see all the mine machinery
22/07/2021	SS		Had a great day. Very welcoming
23/07/2021	CDC	Adelaide, SA	Great help so we can get around and see everything
29/07/2021	RJM	Bunbury, WA	Great info
29/07/2021	JKB	Montreal, Canada	Thanks
29/07/2021	JG	Mt Nasusa, WA	Beautiful town
31/07/2021	JMG	Tea Gardens, NSW	Revisiting after 46 years what a change! Excellent assistance from staff.
1/08/2021	EB	Geraldton, WA	Wonderfully helpful, friendly staff
2/08/2021	LC		Thank you, helpful and friendly. I also used the Wifi
2/08/2021	JBC	Dubbo, NSW	Great staff, very friendly
4/08/2021	GGW	Collie, WA	Very helpful. Good
4/08/2021	ABC Kimberley	Broome, Hinako - Producer, Ed - Announcer	Thanks for having us for our outdoor broadcast. Cheers.
5/08/2021	KTS	Mossman, FNQ	Thank you for being so helpful. Lovely staff
5/08/2021	KGH	Hervey Bay, QLD	
7/08/2021	M	Warragul, 3820	Fabulous talk, thank you.
6/08/2021	D	The Summit, QLD	Great info.

*Included are those visitors who provided feedback.

1 of 8

Attachment 1. Visitor Comments - July 2021 to June 2022			
- a selection from the Visitor Centre's Guest Book*			
Date	Initial	State	Comment
7/08/2021	H&L	Broken Hill, Wollongong, NSW	Thank you
10/08/2021	KD	Geelong, VIC	Very helpful staff
11/08/2021	MB	Port Stephens, NSW	Thank you!
12/08/2021	S&B	Melbourne, VIC	Helpful Staff
12/08/2021	K&D	Lesmurdie, WA	Helpful maps and information
13/08/2021	A&S	Salisbury Heights, SA	Thanks for info. Great history talks. Thanks Julie.
14/08/2021	J	Adelaide, SA	Excellent service
15/08/2021	SMSMZ		Nice town
18/08/2021	RGB		Very good
18/08/2021	JT	Whylla, SA	Nice shop
20/08/2021	JJA	Esperance	Massive hub of movements in shipping. Like China
20/08/2021	SMC	Golden Beach, QLD	Very different.
20/08/2021	RLP	St James, WA	Lovely
20/08/2021	HB	Bundaberg, QLD	Nice
20/08/2021	BCP	Gold Coast	Very helpful and nice and clean (No hat pins)
24/08/2021	KL		Not bad
30/08/2021	L&D	SA	Very very helpful, thanks.
5/09/2021	JS	WA	Excellent and friendly staff. Thank you.
5/09/2021	PZ	Vic	Very helpful staff. Thanks.
4/09/2021	Verbal feedback		Ease the requirements at the Overflow to allow other caravans to stay a few more days in Hedland. Accommodation in Port Hedland is very expensive.
10/09/2021	T&K	WA	Very good. Very good staff.
13/09/2021	R&L	Vic	Very interesting.
18/09/2021	DD	Qld	Very interesting.
18/09/2021	DM	Perth, WA	Very nice.
20/09/2021	CB	Perth, WA	Lovely spot to cool down thanks.
30/09/2021	DT	Qld	Love that aircon.
1/10/2021	BF	Horsnam, Vic	Great Staff
1/10/2021	LH	Horsnam, Vic	Interesting and impressive vvv

*Included are those visitors who provided feedback.

2 of 8

Attachment 1. Visitor Comments - July 2021 to June 2022			
- a selection from the Visitor Centre's Guest Book*			
Date	Initial	State	Comment
4/10/2021	SK	WA	Great information on the Keesing ancestors
4/10/2021	GSH	Adelaide, SA	Interesting, rich in resources in WA
5/10/2021	DD	Elimbah, QLD	Good info. Thanks
7/10/2021	AT	Ontario, Canada	Great info station
12/10/2021	P and M	Phillip Island, Vic	We stayed here because of the R.V. camp at race track and spent \$750 in town on supplies, fuel and tours. It would have been spent elsewhere if R.V. Camp was not available. Thanks very much!!!
13/10/2021	NP	Darwin	Thank you. Interesting place.
23/10/2021	PE	Perth	Friendly staff. Thank you.
24/10/2021	MK		Great hospitality
31/10/2021	CD	Perth	Very helpful
7/11/2021	J&P	Darwin	Fantastic, great help
12/11/2021	DTK		Lots of cute things kept it up.
14/11/2021	MH	Perth	Worked here for 2 years, happy memories.
28/11/2021	SP	Mandurah. WA	Thanks for the hospo!
28/11/2021	OS	The Big Cap	Good info and help, thanks.
1/04/2022	JNS		Great Staff
6/04/2022	MDK	England	Great, informative. Lady very helpful
19/04/2022	AD		Great information and assistance. Thank you.
20/04/2022	KGM	Airlie Beach, Qld	Enjoyed our stay seeing where our son used to fly in fly out for work. Also seeing the staircase to the moon
21/04/2022	CALF	Sydney, NSW	Very interesting
22/04/2022	PC	Local	Fantastic
26/04/2022	KJ	Albany, WA	Very informative
26/04/2022	RR	Hobart, Tasmania	Very helpful
27/04/2022	JS	Tuncurry, NSW	Interesting place
27/04/2022	BDR	Wagga Wagga, NSW	Very helpful
29/04/2022	GB	Local	Very important and helpful
29/04/2022	TLS	Brooklyn Place, SA	Helpful service. We enjoyed the Seafarers Tour this morning.
2/05/2022	VWH		Very informative! Great

*Included are those visitors who provided feedback.

3 of 8

Attachment 1. Visitor Comments - July 2021 to June 2022			
- a selection from the Visitor Centre's Guest Book*			
Date	Initial	State	Comment
3/05/2022	NF	Cairns	Very good
3/05/2022	HI	Melbourne, Vic	Very good
4/05/2022	BJKP	Inverell and Tamworth, NSW	Very good
4/05/2022	PD	Sussex Inlet, NSW	Very good
4/05/2022	MM	Perth, WA	Excellent facility
5/05/2022	PO	Guidford, UK	Very helpful, Thank you
6/05/2022	AP	Victoria	So far so good
7/05/2022	PKB	Geraldton	Very helpful staff
7/05/2022	MB	Perth, WA	Impressed, helpful and welcoming. A real visitor Centre
8/05/2022	PS	Local	Great staff, will be back
9/05/2022	DT & SN	Nankervis, Corryong 3707	Happy face
10/05/2022	KNB	Kuri Kuri, NSW 2327	Happy face
11/05/2022	GSB	Echua, Vic	Great staff
12/05/2022	Jane and Vince Lyt	Teuranga, New Zealand	Very interesting
12/05/2022	RRW	Brisbane, QLD	Love the Pilbara with its raw beauty
12/05/2022	MDM	Mornington, VIC	Thanks for being wonderful
13/05/2022	DLK	Mudgee, NSW	Very informative, Thank you
13/05/2022	JTLM	Forster, NSW	Ruby was very helpful
14/05/2022	KCH		Very helpful
14/05/2022	KH		Very helpful
15/05/2022	MF		Very nice and friendly
15/05/2022	HFGF		Well done opening on Sundays
17/05/2022	AC	Bendigo, VIC	Very interesting city! Welcoming
17/05/2022	AC		Love this place! Thanks Julie.
17/05/2022	AH		Nice town
17/05/2022	KP	Victoria	Helpful
18/05/2022	RSP	Bakers Hill, WA	Always enjoy Heddy
18/05/2022	CH	Rygge, Norway	Fantastic!
19/05/2022	PKS	Gisborne, NZ	Great Seafarers tour and cruise

*Included are those visitors who provided feedback.

4 of 8

Attachment 1. Visitor Comments - July 2021 to June 2022			
- a selection from the Visitor Centre's Guest Book*			
Date	Initial	State	Comment
19/05/2022	VS	Hunter Valley, NSW	Excellent information and staff
20/05/2022	RK	Shelley Beach 4551	Great staff
20/05/2022	SJV	Shackleton 6386	Harbour tour, great
20/05/2022	GES	Clifton 4361	Great, lots of info +
20/05/2022	RA		Very interesting
21/05/2022	RL		Great
21/05/2022	RBM	Victoria Noorat	Very helpful
21/05/2022	DJG	Baldiomi	WA, interesting place
23/05/2022	M	Sydney, NSW	Lovely
23/05/2022	BR	UK - Glasgow and Norwich	Pilbara is beautiful place
24/05/2022	F	Victoria	Very interesting
24/05/2022	KSD	Caboolture, Qld	Lovely
24/05/2022	ISP	Gold Coast, Qld	Great
25/05/2022	GH	Qld	So beautiful
25/05/2022	DT	San Remo, Victoria	Very helpful
25/05/2022	MW	Geelong, Victoria	Great
26/05/2022	MD	Wodden, Victoria	Very helpful
27/05/2022	JBL	Coral Cove, Qld	Self serve - Most helpful. Thanks
30/05/2022	NRG	Mount Gambier 5290	Going to Broome
31/05/2022	JO & DJY	Bardbury NSW & Mitchell, Qld	Awesome
1/06/2022	CLT	Victoria Park, WA	Five ticks
1/06/2022	AB	Busselton, WA	Great
2/06/2022	DG	Grafton, NSW	Great
2/06/2022	RHL	Brisbane, QLD	Very informative and friendly
3/06/2022	JT	Auckland, NZ	Very good information
3/06/2022	PM	Barlow Heads, Victoria	Really good - great info and help
3/06/2022	HH		Very good information available here
3/06/2022	MM		Great information

*Included are those visitors who provided feedback.

5 of 8

Attachment 1. Visitor Comments - July 2021 to June 2022			
- a selection from the Visitor Centre's Guest Book*			
Date	Initial	State	Comment
4/06/2022	RM	Esperance, WA	Great information
4/06/2022	BAW	Coffs Harbour, NSW	Excellent information
4/06/2022	RCJ	Southport, Qld	Excellent information
4/06/2022	BV	Mandurah, WA	Interesting
4/06/2022	JC	Hillier, 5116 SA	Very interesting
4/06/2022	GL	Kyogle, NSW	Interesting
5/06/2022	LBR	Benalla, Vic	Great info
7/06/2022	JQ	Port Macquarie	Two ticks
8/06/2022	NC	Emerald/Yeppoon Qld	Great Help!
10/06/2022	JKEK	DRW/ADC	Great town to visit
11/06/2022	KJ	Hillarys, WA	Most helpful. Many thanks.
11/06/2022	OS	Ferntree Gully, Vic	Very helpful and friendly
11/06/2022	NG	Tasmania and Canungura, SE QLD	Very helpful. Thank you
12/06/2022	O	Tasmania 7054	Thanks
12/06/2022	GL	Kwinana, WA	32 years since our last visit. Still wonderful.
13/06/2022	DMF & SR		Very kind and helpful
13/06/2022	PM	Coleambally, NSW 2077	Great information, 10 am talk
13/06/2022	FJ	Kemps Creek, NSW 2178	Very helpful and lovely town to visit
13/06/2022	DTP	Peterborough, SA 5422	Love seeing the port, awesome
13/06/2022	KNB	Sydney	Great working town
14/06/2022	CDM	Castlemaine, Victoria	Typical industrial town
15/06/2022	JLH	Bendigo, Victoria	Did the seafarers tour - great!
15/06/2022	KGN	Cairns, North Qld	Best tour we have done
15/06/2022	JKH & JCK	Donvale, Victoria & Luraa, Qld	Helpful info
17/06/2022	DS & KC Williams	Point Lonsdale, Victoria	Wonderful visit especially harbour tours
17/06/2022	CG	Mackay, QLD	Wow, this town is a working town
17/06/2022	GLC	Gympie, QLD	Got some good info
17/06/2022	RT	Gawler 5116	Very enjoyable
17/06/2022	TB&JM	Atura, Victoria & Albany, WA	Reminisced childhood

*Included are those visitors who provided feedback.

6 of 8

Attachment 1. Visitor Comments - July 2021 to June 2022			
- a selection from the Visitor Centre's Guest Book*			
Date	Initial	State	Comment
18/06/2022	MR	Sunshine coast, QLD	Informative
18/06/2022	SM	Tabourie Lake, NSW	Very good, friendly staff
19/06/2022	R	South Hedland	Lovely
19/06/2022	GO		Would love to see more of Ports natural attractions developed. Beach walks - interpretive signs
19/06/2022	BW & CC		Very inspired by the ladies from the Info Centre and the attractions around Port Hedland. Many thanks.
19/06/2022	JAI	Portland, Victoria 3305	Lovely
20/06/2022	ML	East coast truckers	Busy and big
20/06/2022	JT	White Beach Tasmania	Busy, industrial
20/06/2022	IM	Carine, WA	Big, impressive
20/06/2022	RLB	Berrigan, NSW	Just arrived
20/06/2022	CDL	Margate, QLD	Great info centre
20/06/2022	MRM		Excellent assistance. Interesting displays. Thanks for the help.
20/06/2022	CRK	Tannum Sands, Qld	Great help, interesting but ugly town!!
21/06/2022	CG	Horsham	Big help. Lots to see. Thanks to you
21/06/2022	STW		Didn't expect Port Hedland would be so interesting
21/06/2022	CM	New Zealand	Great place to stay and see
21/06/2022	GPM	Essendon	Thanks for the welcome
21/06/2022	JM	Atherton, QLD	Very helpful staff
22/06/2022	RJI		Informative talk by Julie
22/06/2022	JM		Amazing
22/06/2022	JMH	Chidlow 6556	Very helpful. Interesting
22/06/2022	RJJ		Good staff
23/06/2022	SDW	Adelaide, SA	Very nice and informative centre
23/06/2022	JSM	Adelaide, SA & Ippy, Qld & Geelong, Victoria	Awesomes. Nice centre.
24/06/2022	CNH	Yeppoon, Qld 4705	Pleasantly surprised, Thanks.
25/06/2022	PS	Hillarys, WA	Great service, helpful
25/06/2022	CCF	Maleny, QLD	Very helpful - thanks
25/06/2022	FC	Perth, WA	Thanks

*Included are those visitors who provided feedback.

7 of 8

Attachment 1. Visitor Comments - July 2021 to June 2022			
- a selection from the Visitor Centre's Guest Book*			
Date	Initial	State	Comment
25/06/2022	RB	Townsville	Thanks
25/06/2022	SCD	Perth & Kalgoorlie	Absolutely fantastic. Thanks.
26/06/2022	KM	Melbourne, Vic	Very helpful. Thanks
26/06/2022	MJ	Coolam Beachm Qld	Great - thanks for the info
26/06/2022	Race course camp	Welby, NSW	Great. Very helpful
26/06/2022	EWS	Chuwar, QLD	Thanks for info
27/06/2022	JH	Harvey Bay, QLD	Very informative. Great 3 books
27/06/2022	GMH	Garvol, Victoria	Great information
27/06/2022	LCR	Melbourne, Vic	Nice banging sound
28/06/2022	Visitor Centre closed for stocktake		
29/06/2022			
30/06/2022			

*Included are those visitors who provided feedback.

8 of 8