

Distribution Date: 20 September 2017

15.2 Statement of Financial Activity for the period ended 31 August 2017

File No:	12/14/0003
Applicant/ Proponent:	N/A
Subject Land/ Locality:	N/A
Date:	11/09/2017
Author:	Linda Zietsman, Acting Manager Financial Services
Authorising Officer:	Josephine Bianchi, Acting Director Corporate and Performance
Disclosure of Interest from Author:	Nil
Authority/Discretion:	<input type="checkbox"/> Advocacy <input type="checkbox"/> Executive <input type="checkbox"/> Legislative <input type="checkbox"/> Quasi-Judicial <input checked="" type="checkbox"/> Information Purposes

Attachments:

1. Monthly Financial Health Check for the period ended 31 August 2017
 2. Statement of Financial Activity for the period ended 31 August 2017 (Under Separate Cover)
 3. Material Variance Report (Under Separate Cover)
 4. Accounts paid under delegated authority for period ended 31 August 2017 (Under Separate Cover)
 5. Credit Card Statements for period ended 31 August 2017
 6. Bank Account Summary for period ended 31 August 2017
-

OFFICER RECOMMENDATION

That with respect to the Statement of Financial Activity for the period ended 31 August 2017, Council:

1. **Receive the Monthly Financial Health Check;**
2. **Receive the Statement of Financial Activity (and supporting information);**
3. **Receive the Material Variance Report;**
4. **Note the accounts paid under delegated authority;**
5. **Receive the Credit Card Statements; and**
6. **Receive the Bank Account Summary.**

SIMPLE MAJORITY VOTE REQUIRED

EXECUTIVE SUMMARY

This report presents the Statement of Financial Activity for the period ended 31 August 2017. Supplementary information regarding the Town's financial activities is attached to this report.

It should be noted that some of the figures presented in this report and the attachments may change pending adjustments made as a result of end of year finalisation of accounts and completion of the audit of the Town's Annual Financial Reports for the year ended 30 June 2017.

The audited Annual Financial Statements will be presented to the Council in accordance with Australian Accounting Standards, Local Government Act 1995 and Local Government (Financial Management) Regulations 1996.

Supplementary information has been presented to the Council to provide further information regarding the Town's activities.

DETAIL

The attachments detail the Town's financial performance for the period ending 31 August 2017. The Town of Port Hedland financial activity reports use a materiality threshold to measure, monitor and report on financial performance and position of the Town.

As part of the (adopted) 2017/18 budget, Council adopted following thresholds as levels of material variances for financial reporting.

1. With regards to expenditure classified as operating, a variance of 10% or \$10,000, whichever is the greater, of the year to date current month Current Budget, with Program as the level that requires explanation;
2. With regards to expenditure classified as capital, a variance of 10% or \$10,000, whichever is the greater, of the 12 month Current Budget, with individual project as the level that requires explanation;
3. With regards to income, a variance of 10% or \$100,000, whichever is the greater, of the year to date current month Current Budget, with Nature and Type as the level that requires explanation;
4. With regards to all other items not specifically identified above, a variance of 10% or \$100,000, whichever is the greater, of the 12 month Current Budget, with Nature and Type as the level that requires explanation.

Commentary is provided on variances as details above as per attachment 3 Material Variance Report.

The net current asset position as at 31 August 2017 is \$27,883M. The net Municipal balance (after matured investments and restricted reserves taken into account) as at 31 August 2017 is negative 3.925M due to time delay in collecting rates revenue.

As per the adopted budget, The Town of Port Hedland does not currently have access to an overdraft facility on its normal operating bank account. It is the Towns intention to utilise the Funds held in the Reserves for the purposes of not utilising external overdraft facilities for short periods from time to time during the financial year. The benefit to the Town is that financing cost are reduced by minimising the use of overdraft facilities. This advice is provided in the budget pursuant to section 6.11(3) of the Local Government Act 1995.

The shortfall comprises of \$2.2M expenditure for capital works which will be funded from Reserve and other operating expenditure, including Salaries and Wages.

Payment due date for rates being 29 September, cash flow is expected to increase to a satisfactory level over the next few months.

	2017/18 Actuals
Current Assets: Cash and Investments	235.527M
Restricted Cash – Reserves	239.453M
Unrestricted Cash Position as at 31 August 2017	-3.925M

Previous Decisions

The Statements of Financial Activity are presented to Council each month for noting.

Engagement and Communications

All consultation and engagement is conducted internally.

Advice was sought regarding reserve drawdowns from WALGA and Moore Stephens regarding the current practice to draw down reserve funds to pay operating expenses pending receipt of rates which commence on 29 September 2017.

LEGISLATION AND POLICY IMPLICATIONS

Section 6.4 of the *Local Government Act 1995* and Regulation 34 of the *Local Government (Financial Management) Regulations 1996* detail the form and manner in which a local government is to prepare its statement of financial activity.

The statement of financial activity is to be supported by such information as is considered relevant by the local government containing:

- a. an explanation of the composition of the net current assets of the month to which the statement relates, less committed assets and restricted assets; and
- b. an explanation of each of the material variances referred to in sub-regulation (1)(d); and
- c. such other supporting information as is considered relevant by the local government.

Section 6.11(2) (b) and (3) of the *Local Government Act 1995* set out the use of reserve funds. Current practice to draw down reserve funds in the absence of an overdraft facility to maintain cashflow requirements for normal operational activities for short periods from time to time as per the 2017/18 budget does not align with the requirement of the *Local Government Act 1995*.

Section 6.11 (3) of the Act states that change of the purpose of the reserve with the intent to use the funds for operational reasons can only be done by:

- One month public notice given prior to funds usage
- Council decision required by absolute majority

This position will be rectified by the Town as soon as possible, and the practice discontinued for future.

FINANCIAL IMPLICATIONS

A municipal surplus occurs where revenue exceeds expenditure in a particular financial year. The budget adopted by the Council will determine the financial operations of the Town for the 2017/18 financial year.

The estimated municipal surplus of \$4.5M brought forward from 2016/17 financial year at the time of preparation of the budget has now been amended to \$3.39M. The adopted 2017/18 budget estimated a municipal surplus of \$355k as at budget adoption date.

STRATEGIC AND RISK IMPLICATIONS

Environmental

There are no significant identifiable environmental impacts arising from adoption of the officer's recommendation.

Economic

There are no significant identifiable economic impacts arising from adoption of the officer's recommendation.

Social

There are no significant identifiable social impacts arising from adoption of the officer's recommendation.

Strategic

The Town provides monthly Statements of Financial Activity as part of its delivery of high quality corporate governance, accountability and compliance. The Town's goals and actions in this regard are set out in the Leading our Community section of the Strategic Community Plan 2014-2024.

Monitoring performance by comparison of budget and actual is an essential management tool to ensure financial performance within acceptable pre-determined limits.

Risk

There is a risk rating of medium (6) assigned in 2017/18 budget to the risk that a reduction in income or increase in expense throughout the 2017/18 financial year is likely to have an impact on the Town's ability to meet service levels or asset renewal funding requirements. The risk action plan is to manage by building reserve balance to required level to mitigate financial loss.

OPTIONS

Option 1 – Adopt Officers Recommendation

Note the Statement of Financial Activity and reports for the period ended 31 August 2017 in accordance with *regulation 34(1) of the Local Government (Financial Management) Regulations 1996*.

Option 2 – Amended Officers Recommendation

That Council receive the Statement of Financial Activity for the period ended 31 August 2017 and request further information or clarification.

Option 3 – Do Not Adopt Officers Recommendation

That Council do not note or receive the Statement of Financial Activity for the period ended 31 August 2017.

CONCLUSION

The figures presented in this report and attachments may be affected by final 2016/17 financial year audit adjustments. As at 31 August 2017, the net current asset position is \$27,883M compared to the current budget closing position for 31 July 2018 of 0.355M.

Variances in operating revenue and expenditure were mainly due to timing of the adoption of 2017/18 budget and the reporting period (31st August) being the second month of the financial year. The net current asset position will decrease as operating and capital budgets are expended throughout the year.

MONTHLY FINANCIAL HEALTH CHECK



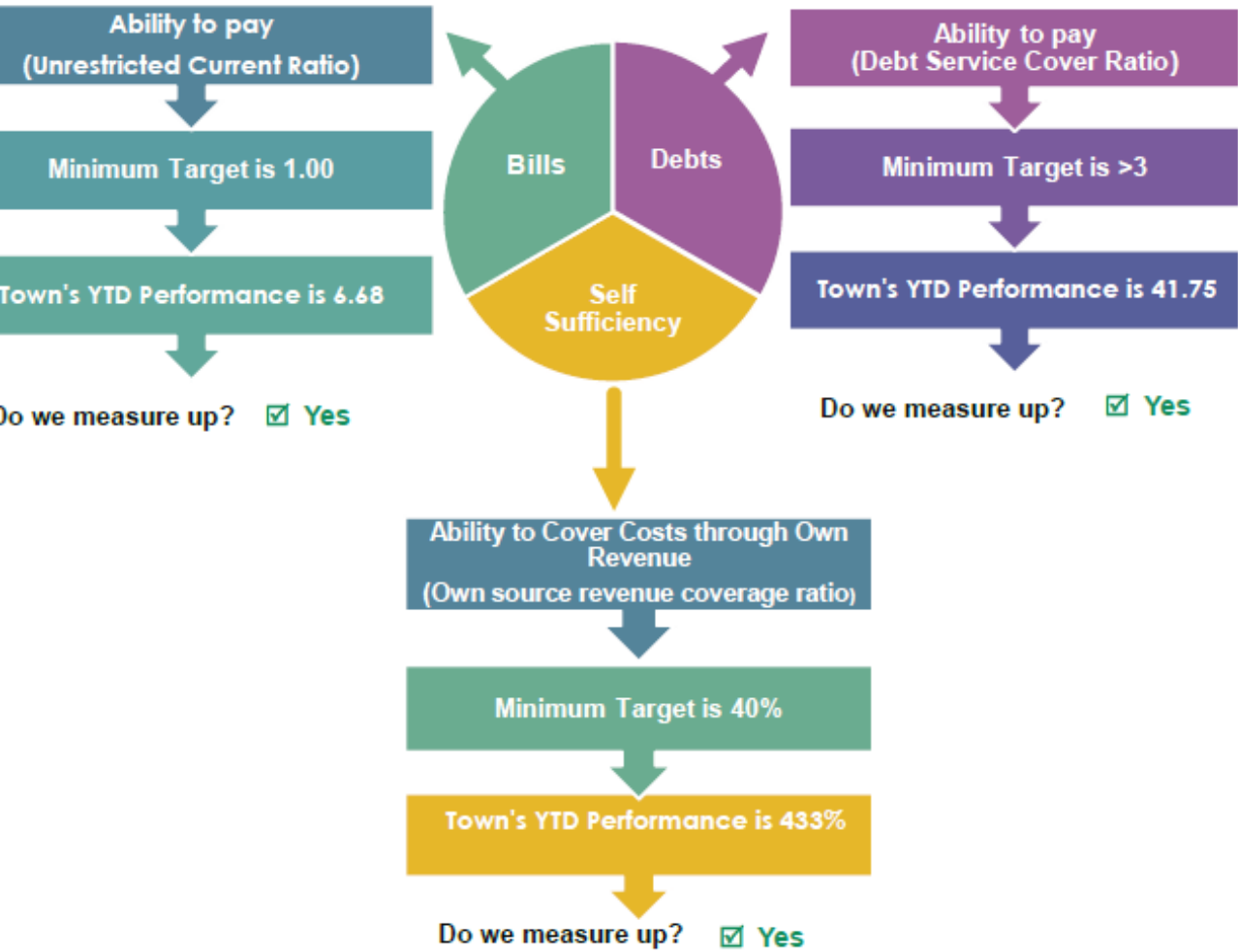
As at 31 August 2017

Highlighting how the Town of Port Hedland is tracking
against financial ratios



Financial Snapshot (Year to Date)	Actual (000's)
Operating Revenue	\$30,730
Operating Expenditure (Including Non-Cash Items)	(\$6,738)
Non-Cash Items	\$1,617
Capital Revenue	\$100
Capital Expenditure	(\$926)
Loan Repayments	(\$293)
Transfers to/from Reserves	-
Updated Surplus Brought Forward 1 July 2017	\$3,393
Current Municipal Surplus Position at 31 August 2017	\$27,883
Current Budget Municipal Surplus Position at 30 June 2018	\$355

Financial health indicators



The significant increase in YTD performance is due to rates revenue being recognised in August.

Cash in the bank



► How are we tracking against our budgeted targets?

Adjusted Operating Surplus

A measure of the Town's ability to cover its operational costs including depreciation and have funds left over to cover capital expenditure (including principal loan repayments) without relying on debt or reserves.

Note: Adjusted for one off expenditure related to major works at PHIA classified as operating due to lease of the facility

Minimum Target is 1%

Town's YTD Performance is 82%

Do we meet the target? ☒ Yes

Adjusted operating surplus and self-sufficient ratios are high due to rates being fully invoiced at beginning of the financial year. However as the year progresses, operating expenditure will continue to draw on this revenue source reducing to target by 30 June 2018.

It should be noted that the increase in depreciation (following revaluation of assets at fair value over the last three years) has significantly increased the annual depreciation charge and puts pressure on the operating surplus result.

Asset Sustainability Ratio

Measures if the Town is replacing or renewing existing non-financial assets at the same rate that its overall asset stock is wearing out.

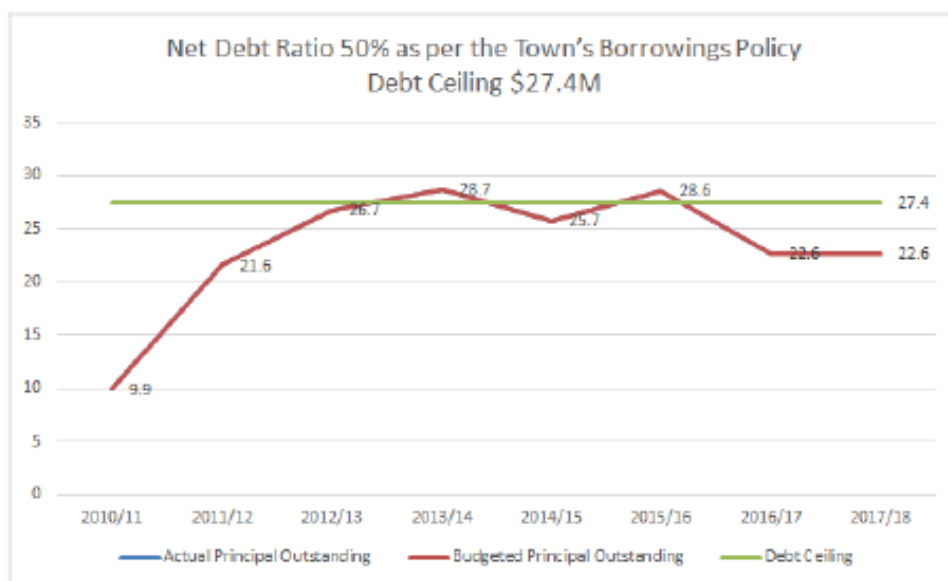
Minimum Target is 90%

Town's YTD Performance is 69%

Do we meet the target? ☐ No

- A reduced Capital Works Program (including renewals) and an increase in the budgeted depreciation as a result of revaluations has had a two-fold effect on the asset sustainability ratio resulting in the ratio coming in below the target.
- With a history of high levels of capital expenditure in the past 4 years, the Town need to ensure expenditure on capital renewal is maintained at the same rate as depreciation moving forwards.
- Given the budget adoption time-line and the reporting period being the second month of the financial year, Town's YTD depreciation expenditure is higher than the YTD capital expenditure.

Debt levels



Original Budget Principal Outstanding Forecast at 30 June 2018 = \$21.4M

Original Budget Operating Revenue = \$48.6M

Budgeted Net Debt Ratio = 47%

Actual Net Debt Ratio = 74%

Total Actual Principal Amount Outstanding 31 August 2017 = \$22.6M

Debt Ceiling 50% pursuant to Policy (\$54.8M x 50%) = \$27.4M

Intergenerational Loans

Loan Purpose	Principal Amount Outstanding	Remaining Term
1. Marquee Park	\$4.38M	14/15 years
2. JD Hardie Upgrade	\$2.51M	14/16 years
3. Wanangkura Stadium	\$8.71M	15/16 years
4. GP Housing	\$1.30M	16 years

Any feedback on this document is greatly appreciated and can be emailed to council@northedland.wa.gov.au

ATTACHMENT 5 TO ITEM 15.2



NAB Connect

Account Balance History Report

Details

Date range: 31-Aug-2017 to 31-Aug-2017
 Account name: TOPH MUNICIPAL
 Account number: XXX-XXX-XXX-4446
 Currency: AUD

Date	No. of debits	Debit amount	No. of credits	Credit amount	EOD balance
31/08/2017	11	1,674,606.20	36	571,560.16	417,850.34 CR

End of report



NAB Connect

Account Balance History Report

Details

Date range: 31-Aug-2017 to 31-Aug-2017
 Account name: TOWN OF PORT
 Account number: XXX-XXX-XXX-9096
 Currency: AUD

Date	No. of debits	Debit amount	No. of credits	Credit amount	EOD balance
31/08/2017	1	200,000.00	1	930,566.31	2,530,566.31 CR

End of report



NAB Connect

Account Balance History Report

 Details

Date range: 31-Aug-2017 to 31-Aug-2017
 Account name: TOPH TRUST
 Account number: XXX-XXX-XXX-4489
 Currency: AUD

Date	No. of debits	Debit amount	No. of credits	Credit amount	EOD balance
31/08/2017	3	168,578.74	2	35,389.40	234,039.01 CR

End of report



NAB Connect

Account Balance History Report

 Details

Date range: 31-Aug-2017 to 31-Aug-2017
 Account name: TOPH RES FND
 Account number: XXX-XXX-XXX-4462
 Currency: AUD

Date	No. of debits	Debit amount	No. of credits	Credit amount	EOD balance
31/08/2017	0	0.00	0	0.00	1,000.00 CR

End of report

ATTACHMENT 6 TO ITEM 15.2**TOWN OF PORT HEDLAND****Summary of Credit Card Statements for the Month of August 2017****Attachment 6**

Account Name	Account Number	Card Holder	Debit Balance (\$)
Town of Port Hedland	██████████-6321	David Pentz	\$ 4,990.79
Town of Port Hedland	██████████-8364	Jessica Dodd	\$ 9,958.84
Town of Port Hedland	██████████-8868	Jessica Rankin	\$ 7,542.27
Town of Port Hedland	██████████-4948	Megan Cocciardi	\$ 3,054.11
Total			\$25,546.01

At the Town of Port Hedland, the Council's Corporate Services Directorate and Finance Team have an overriding objective of providing quality corporate governance; accountability; transparency and compliance and welcome any questions or queries on the credit card statements from not just Elected Members, but the general public.



NAB Connect

Transaction History Report

Account details

Account name
TOWN OF PORT HEDLAND
Account number
XXX-XXX-XXX-6321 Currency
AUD

Account balance summary

Opening balance: 0.00 CR
Total credits: 0.00 CR
Total debits: 4,990.79 DR
Closing balance: 0.00 CR

Date from: 01 August 2017
Date to: 31 August 2017

Transaction details

Date	Narrative	Reference	Debit amount	Credit amount	EOD balance
01/08/2017	CREDIT CARD PURCHASE ELIZAS CAFE		38.70 DR		38.70 DR
02/08/2017	CREDIT CARD PURCHASE DOME WESTRALIA PLAZA		4.20 DR		
02/08/2017	CREDIT CARD PURCHASE DOME WESTRALIA PLAZA		12.60 DR		16.80 DR
03/08/2017	CREDIT CARD PURCHASE DOME WESTRALIA PLAZA		36.05 DR		36.05 DR
07/08/2017	CREDIT CARD PURCHASE SFS PCEC 6189		16.50 DR		
07/08/2017	CREDIT CARD PURCHASE Dropbox 7F725NMS4X41		85.00 DR		
07/08/2017	CREDIT CARD PURCHASE Hotel Ibis Perth FD Int		203.11 DR		304.61 DR
24/08/2017	CREDIT CARD PURCHASE IBIS STYLES KARRATHA		176.26 DR		176.26 DR
25/08/2017	CREDIT CARD PURCHASE VIRGIN AUST 7958227577933		4.19 DR		
25/08/2017	CREDIT CARD PURCHASE VIRGIN AUST 7952141199258		322.00 DR		326.19 DR
28/08/2017	FEE ANNUAL FEE		60.00 DR		
28/08/2017	CREDIT CARD PURCHASE QANTAS AIRW		344.50 DR		404.50 DR
29/08/2017	CREDIT CARD PURCHASE VIRGIN AUST 7958227608849		4.19 DR		
29/08/2017	CREDIT CARD PURCHASE VIPIT		22.00 DR		
29/08/2017	CREDIT CARD PURCHASE VIRGIN AUST 7952141252204		322.00 DR		
29/08/2017	CREDIT CARD PURCHASE QANTAS AIRW		1,055.24 DR		1,403.43 DR
30/08/2017	CREDIT CARD PURCHASE VIRGIN AUST 7958227644809		4.65 DR		

1 of 6

Transaction History Report (Continued)

Date	Narrative	Reference	Debit amount	Credit amount	EOD balance
30/08/2017	CREDIT CARD PURCHASE VIRGIN AUST 7952141313772		358.00 DR		
30/08/2017	CREDIT CARD PURCHASE QANTAS AIRW		416.40 DR		
30/08/2017	CREDIT CARD PURCHASE QANTAS AIRW		416.40 DR		1,195.45 DR
31/08/2017	CREDIT CARD PURCHASE VIRGIN AUST 7958227659426		5.17 DR		
31/08/2017	CREDIT CARD PURCHASE VIRGIN AUST 7958227659275		5.93 DR		
31/08/2017	CREDIT CARD PURCHASE PORT HEDLAND AIRPORT		68.00 DR		
31/08/2017	CREDIT CARD PURCHASE Aloft Perth FDI		155.69 DR		
31/08/2017	CREDIT CARD PURCHASE VIRGIN AUST 7952141340166		398.00 DR		
31/08/2017	CREDIT CARD PURCHASE VIRGIN AUST 7952141340036		456.01 DR		1,088.80 DR

End of report



NAB Connect

Transaction History Report

Account details

Account name
TOWN OF PORT HEDLAND
Account number
XXX-XXX-XXX-8364
Currency
AUD

Account balance summary

Opening balance: 0.00 CR
Total credits: 0.00 CR
Total debits: 9,958.84 DR
Closing balance: 0.00 CR
Date from: 01 August 2017
Date to: 31 August 2017

Transaction details

Date	Narrative	Reference	Debit amount	Credit amount	EOD balance
01/08/2017	CREDIT CARD PURCHASE FACEBK *P4VT6DA5Y2		108.97 DR		
01/08/2017	CREDIT CARD PURCHASE FACEBK *R4VT6DA5Y2		113.38 DR		
01/08/2017	CREDIT CARD PURCHASE IPVM VIDEO SURVEILLANC		250.19 DR		472.54 DR
02/08/2017	CREDIT CARD PURCHASE Aloft Perth FDI		156.71 DR		
02/08/2017	CREDIT CARD PURCHASE WOOLWORTHS ON LINE		199.00 DR		355.71 DR
03/08/2017	CREDIT CARD PURCHASE SONIC HEALTH PLUS PL		115.50 DR		115.50 DR
07/08/2017	CREDIT CARD PURCHASE QANTAS AIRW		1,217.67 DR		1,217.67 DR
08/08/2017	CREDIT CARD PURCHASE IBIS STYLES CANBERRA		183.75 DR		183.75 DR
09/08/2017	CREDIT CARD PURCHASE MAILCHIMP *MONTHLY		63.96 DR		
09/08/2017	CREDIT CARD PURCHASE Gorge Health Services		170.50 DR		
09/08/2017	CREDIT CARD PURCHASE Lilydale Med Centre		273.50 DR		507.96 DR
10/08/2017	CREDIT CARD PURCHASE Charmers Jewellers		90.00 DR		
10/08/2017	CREDIT CARD PURCHASE EB *The Pilbara Regime		127.46 DR		217.46 DR
11/08/2017	CREDIT CARD PURCHASE AUSTRALIAN LOCAL GOV		115.00 DR		
11/08/2017	CREDIT CARD PURCHASE SONIC HEALTH PLUS PL		308.00 DR		423.00 DR
14/08/2017	CREDIT CARD PURCHASE WOOLWORTHS ON LINE		194.12 DR		194.12 DR
15/08/2017	CREDIT CARD PURCHASE WRAPPED CREATIONS		510.00 DR		

3 of 6

Transaction History Report (Continued)

Date	Narrative	Reference	Debit amount	Credit amount	EOD balance
15/08/2017	CREDIT CARD PURCHASE QANTAS AIRW		832.80 DR		1,342.80 DR
16/08/2017	CREDIT CARD PURCHASE VIRGIN AUST 7958227448235		8.37 DR		
16/08/2017	CREDIT CARD PURCHASE Hotel Ibis Perth FD Int		157.02 DR		
16/08/2017	CREDIT CARD PURCHASE Hotel Ibis Perth FD Int		157.02 DR		
16/08/2017	CREDIT CARD PURCHASE VIRGIN AUST 7952140960426		644.00 DR		966.41 DR
17/08/2017	CREDIT CARD PURCHASE POST PORT HEDLAND		205.95 DR		205.95 DR
18/08/2017	CREDIT CARD PURCHASE KMART 1103		105.00 DR		
18/08/2017	CREDIT CARD PURCHASE SONIC HEALTHPLUS		231.00 DR		336.00 DR
21/08/2017	CREDIT CARD PURCHASE MARKET CREATIONS PTY		495.00 DR		495.00 DR
22/08/2017	CREDIT CARD PURCHASE SONIC HEALTH PLUS PL		669.90 DR		669.90 DR
23/08/2017	CREDIT CARD PURCHASE VIRGIN AUST 7958227547447		8.37 DR		
23/08/2017	CREDIT CARD PURCHASE POLL-APP.COM		55.00 DR		
23/08/2017	CREDIT CARD PURCHASE VIRGIN AUST 7952141143850		644.01 DR		
23/08/2017	CREDIT CARD PURCHASE ELECTRICAL HOME AIDS		877.00 DR		1,584.38 DR
24/08/2017	CREDIT CARD PURCHASE QANTAS AIRW		344.50 DR		344.50 DR
25/08/2017	CREDIT CARD PURCHASE VIRGIN AUST 7958227577815		4.19 DR		
25/08/2017	CREDIT CARD PURCHASE VIRGIN AUST 7952141198874		322.00 DR		326.19 DR

End of report



NAB Connect

Transaction History Report

Account details

Account name
TOWN OF PORT HEDLAND
Account number
XXX-XXX-XXX-8868
Currency
AUD

Account balance summary

Opening balance: 0.00 CR
Total credits: 0.00 CR
Total debits: 7,542.27 DR
Closing balance: 0.00 CR

Date from: 01 August 2017
Date to: 31 August 2017

Transaction details

Date	Narrative	Reference	Debit amount	Credit amount	EOD balance
01/08/2017	CREDIT CARD PURCHASE QANTAS AIRW		820.60 DR		
01/08/2017	CREDIT CARD PURCHASE QANTAS AIRW		3,777.10 DR		4,597.70 DR
03/08/2017	CREDIT CARD PURCHASE AUSTRALIA POST - SOU		561.10 DR		561.10 DR
07/08/2017	CREDIT CARD PURCHASE T-QUIP		50.30 DR		50.30 DR
10/08/2017	CREDIT CARD PURCHASE HARVEY NORMAN AV/IT		88.00 DR		88.00 DR
15/08/2017	CREDIT CARD PURCHASE DOT POLICE INFRINGEMENT		200.00 DR		200.00 DR
22/08/2017	CREDIT CARD PURCHASE REUTLINGER AUSTRALIA P		189.45 DR		
22/08/2017	CREDIT CARD PURCHASE COLES 0385		189.51 DR		
22/08/2017	CREDIT CARD PURCHASE QANTAS AIRW		820.60 DR		1,199.56 DR
23/08/2017	CREDIT CARD PURCHASE COLES 0385		75.71 DR		
23/08/2017	CREDIT CARD PURCHASE HEDLAND EMPORIUM PTY		498.00 DR		573.71 DR
24/08/2017	CREDIT CARD PURCHASE POST SOUTH HEDLAND		211.90 DR		211.90 DR
28/08/2017	FEE ANNUAL FEE		60.00 DR		60.00 DR

End of report



NAB Connect

Transaction History Report

Account details

Account name
TOWN OF PORT HEDLAND
Account number
XXX-XXX-XXX-4948
Currency
AUD

Account balance summary

Opening balance: 0.00 CR
Total credits: 50.00 CR
Total debits: 3,054.11 DR
Closing balance: 0.00 CR

Date from: 01 August 2017
Date to: 31 August 2017

Transaction details

Date	Narrative	Reference	Debit amount	Credit amount	EOD balance
01/08/2017	CREDIT CARD PURCHASE FACEBK JBWDYDSWK2		229.57 DR		229.57 DR
03/08/2017	CREDIT CARD REFUND CHARACTER CREATIONS			50.00 CR	
03/08/2017	CREDIT CARD PURCHASE POST PORT HEDLAND		84.00 DR		
03/08/2017	CREDIT CARD PURCHASE PAYPAL *JUSTJERKYPT		120.00 DR		154.00 DR
04/08/2017	CREDIT CARD PURCHASE ECLIPSE EDUCATION		87.95 DR		
04/08/2017	CREDIT CARD PURCHASE QANTAS AIRW		549.10 DR		637.05 DR
07/08/2017	CREDIT CARD PURCHASE QANTAS AIRW		344.50 DR		344.50 DR
11/08/2017	CREDIT CARD PURCHASE WOOLWORTHS 4316		59.65 DR		59.65 DR
14/08/2017	CREDIT CARD PURCHASE FORM CY CT N DN INC		140.00 DR		140.00 DR
15/08/2017	CREDIT CARD PURCHASE COMPASSESSGATEWAY		968.26 DR		968.26 DR
28/08/2017	FEE ANNUAL FEE		60.00 DR		60.00 DR
31/08/2017	CREDIT CARD PURCHASE CH PERTH CIT CHICB		411.08 DR		411.08 DR

End of report

TOWN OF PORT HEDLAND

MONTHLY STATEMENT OF FINANCIAL ACTIVITY

FOR THE PERIOD ENDED 31 AUGUST 2017

TABLE OF CONTENTS

ITEM	PAGE No.
Statements of Financial Activity	2-4
Bank Reconciliation	5
Investment Register	6-7
Borrowings	8
Financials Reserves	9
Grants, Subsidies & Contributions Register	10-12
Sundry Debtors	13-14
Capital Works Program	15-16
Road Program	17
Rating Information	18



TOWN OF PORT HEDLAND
MONTHLY STATEMENT OF FINANCIAL ACTIVITY
FOR THE PERIOD ENDED 31 AUGUST 2017
BY NATURE & TYPE

	Current Budget	YTD Budget	YTD Actuals	YTD Variance	
	\$000's	\$000's	\$000's	%	\$000's
Operating Revenue					
Rates	25,003	24,920	24,938	0%	17
Operating Grants, Subsidies & Contributions	3,661	610	1,543	153%	933
Fees & charges	11,903	1,984	3,861	95%	1,877
Interest earnings	6,658	1,110	105	-91%	(1,005)
Other revenue	1,338	223	129	-42%	(94)
Profit on Sale of Assets	23	4	154		
Total Operating Revenue	48,586	28,850	30,730	0.07	1,880
Operating Expenditure					
Employee costs	(18,376)	(3,512)	(2,927)	0.17	585
Materials & contracts	(25,459)	(4,243)	(935)	0.78	3,308
Utilities	(3,053)	(509)	(314)	0.38	195
Depreciation	(12,914)	(2,152)	(1,771)	0.18	381
Interest expenses	(1,198)	(200)	(38)	0.81	162
Insurance expenses	(836)	(418)	(88)	0.79	330
Other expenditure	(1,797)	(299)	(664)	(1.22)	(365)
Loss On Asset Disposal	0	0	0	0.00	0
Total Operating Expenditure	(63,633)	(11,333)	(6,738)	0.41	4,596
Operating Surplus/(Deficit)	(15,047)	17,517	23,993		6,475
Add Back Non Cash Items					
Depreciation	12,914	2,152	1,771	(0.18)	(381)
Profit / Loss On Asset Disposal	(23)	(4)	(154)	0.00	(150)
Transfer to/ (from) non current	(924)	(154)	0	0.00	154
Capital Expenditure and Revenue					
Acquisition of infrastructure, property, plant and equipment	(21,161)	(3,527)	(926)	0.74	2,600
Proceeds From Sale Of Assets	300	50	0	(1.00)	(50)
Non-Operating Grants, Subsidies & Contributions	3,286	548	68	(0.88)	(480)
Proceeds from self supporting loans	96	16	32	0.99	16
Transfer from reserves	25,478	4,246	0	1.00	(4,246)
Loan principal repayments	(1,241)	(207)	(293)	(0.41)	(86)
Transfer to reserves	(7,822)	(1,304)	0	1.00	1,304
Municipal Surplus / (Deficit) Brought Forward 1 July 2017	4,500	4,500	3,393		
Estimated Municipal Surplus / (Deficit) Carried Forward 30 June 2018	355	23,834	27,883		



TOWN OF PORT HEDLAND
MONTHLY STATEMENT OF FINANCIAL ACTIVITY
FOR THE PERIOD ENDED 31 AUGUST 2017
BY PROGRAM

	Current Budget	YTD Budget	YTD Actuals	YTD Variance	
	\$000's	\$000's	\$000's	%	\$000's
Operating Revenue					
Governance	0	0	0	0.00	0
General Purpose Funding	34,622	26,523	26,194	(0.01)	(329)
Law, Order & Public Safety	283	47	18	(0.63)	(30)
Health	486	81	67	(0.17)	(14)
Education & Welfare	198	33	38	0.14	5
Housing	308	51	31	(0.39)	(20)
Community Amenities	9,510	1,585	3,532	1.23	1,947
Recreation & Culture	1,720	287	349	0.22	62
Transport	189	32	99	2.14	67
Economic Services	775	129	165	0.28	36
Profit / Loss On Asset Disposal	23	4	0		
Other Property & Services	472	79	238	2.03	160
Total Operating Revenue	48,586	28,850	30,730	0.07	1,880
Operating Expenditure					
Governance	(3,107)	(535)	(422)	0.21	113
General Purpose Funding	(356)	(59)	(69)	(0.17)	(10)
Law, Order & Public Safety	(2,208)	(393)	(232)	0.41	160
Health	(1,177)	(216)	(135)	0.37	80
Education & Welfare	(2,485)	(450)	(293)	0.35	157
Housing	(537)	(114)	(64)	0.44	50
Community Amenities	(8,128)	(1,409)	(908)	0.36	501
Recreation & Culture	(20,239)	(3,544)	(3,221)	0.09	323
Transport	(21,353)	(3,611)	(1,640)	0.55	1,971
Economic Services	(991)	(170)	(111)	0.34	58
Other Property & Services	(3,051)	(833)	359	1.43	1,191
Total Operating Expenditure	(63,633)	(11,333)	(6,738)	0.41	4,596
Operating Surplus/(Deficit)	(15,047)	17,517	23,993		6,476
Add Back Non Cash Items					
Depreciation	12,914	2,152	1,771	(0.18)	(381)
(Profit)/ Loss on Disposal of Assets	(23)	(4)	(154)	(38.88)	(150)
Transfers to / (from) Non-current	(924)	(154)	0	0.00	154
Capital Expenditure and Revenue					
Acquisition of infrastructure, property, plant and equipment	(21,161)	(3,527)	(926)	0.74	2,600
Proceeds from disposal of assets	300	50	0	(1.00)	(50)
Non-operating grants, subsidies and contributions	3,286	548	68	(0.88)	(480)
Proceeds from self supporting loans	96	16	32	0.99	16
Transfer from reserves	25,478	4,246	0	(1.00)	(4,246)
Loan principal repayments	(1,241)	(207)	(293)	(0.41)	(86)
Transfer to reserves	(7,822)	(1,304)	0	1.00	1,304
Municipal Surplus / (Deficit) Brought Forward 1 July 2016	4,500	4,500	3,393		
Municipal Surplus / (Deficit) Carried Forward 30 June 2017	355	23,834	27,883		



TOWN OF PORT HEDLAND
MONTHLY STATEMENT OF FINANCIAL ACTIVITY
FOR THE PERIOD ENDED 31 AUGUST 2017
NET CURRENT ASSETS

	17/18 Actual	17/18 Budget	16/17 Actual*
	\$000's	\$000's	\$000's
CURRENT ASSETS			
Cash and investments	235,511	222,410	242,872
Receivables	32,457	7,127	7,087
Inventories	803	941	941
Land held for resale	467	467	467
	269,238	230,945	251,367
CURRENT LIABILITIES			
Payables	(1,337)	(8,875)	(6,033)
Current loan liability	(1,242)	(1,241)	(1,775)
Provisions	(16,869)	(17,555)	(17,555)
TOTAL CURRENT LIABILITIES	(19,448)	(27,671)	(25,363)
NET CURRENT ASSETS	249,791	203,274	226,004
Less			
Restricted cash - reserves	(239,453)	(221,268)	(240,623)
Self supporting loan receivable	(104)	(96)	(61)
Land held for resale	(467)	(467)	(467)
Plus			
Current loan liability	1,242	1,241	1,775
Lease Premium Prepaid	924	924	924
Cash Backed Employee Provisions	876	876	876
Airport Major Works	15,075	15,872	15,872
ESTIMATED SURPLUS/ (DEFICIENCY)	27,883	355	4,300



TOWN OF PORT HEDLAND
MONTHLY STATEMENT OF FINANCIAL ACTIVITY
FOR THE PERIOD ENDED 31 AUGUST 2017
BANK RECONCILIATION

	CASH on CALL	MUNICIPAL FUND	RESERVE FUNDS	POOLED INVESTMENTS	TOTAL CASH & INVESTMENTS	TRUST FUND
CLOSING BALANCE AS PER SYNERGY CASH BOOK	2,530,566	1,329,784.5	(3,707,494)	232,578,083	232,730,940	184,856
Add:						
Outstanding Transfers between Trust and Municipal accounts		15,129.91			15,130	(15,130)
Unpresented Cheques		2,440.05			2,440	64,313
Uncleared Cash / Cheque Deposits (GL)		505			505	
Superannuation adjustment		73,726			73,726	
PHIA EOFY Reserve Transfers		2,777,928			2,777,928	
Less:						
Uncleared Cash / Cheque Deposits (At bank)		(16,543)			(16,543)	
Reserve Transfers		(3,708,494)	3,708,494		-	
Credit Card Payments		(51,945)			(51,945)	
WOW & Geraldton Fuel Direct Debits (outstanding in GL)		(4,681)			(4,681)	
CLOSING BALANCE AS PER BANK STATEMENT	2,530,566	417,850	1,000	232,578,083	235,527,500	\$234,039

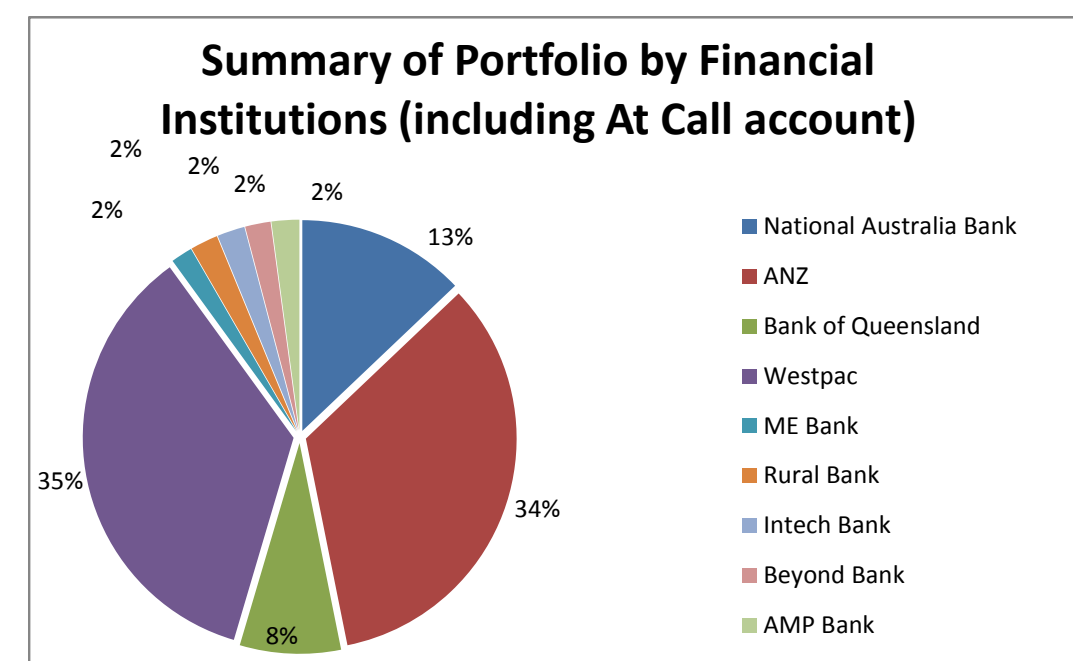
TOTAL CASH & INVESTMENTS	
Net Municipal Balance (excluding Restricted Reserves)	-3,925,900
Reserve Funds	239,453,400
	235,527,500
Other Cash Amounts:	
Cash on Hand	4,250
*Muni Suspense Account	-1,996
TOTAL CASH & INVESTMENTS	235,529,754



TOWN OF PORT HEDLAND **MONTHLY STATEMENT OF FINANCIAL ACTIVITY** **FOR THE PERIOD ENDED 31 AUGUST 2017** **INVESTMENT REGISTER**

Summary of Portfolio by Financial Institutions (including At Call account)


Institution	Principal	% of Portfolio	Average Interest Rate
National Australia Bank	30,344,948	12.9%	2.51%
ANZ	79,769,870	33.9%	2.55%
Bank of Queensland	18,200,000	7.7%	2.69%
Westpac	83,293,831	35.4%	2.70%
ME Bank	3,900,000	1.7%	2.70%
Rural Bank	5,000,000	2.1%	2.70%
Intech Bank	5,000,000	2.1%	2.78%
Beyond Bank	4,600,000	2.0%	2.70%
AMP Bank	5,000,000	2.1%	2.63%
TOTAL	235,108,649	100%	2.91%



Summary of Portfolio by Credit Ratings (including At Call account)

Credit Rating	Principal	% of Portfolio	Policy Limit
A1+	193,408,649	82%	100%
A-1	5,000,000	2%	20%
A-2	36,700,000	16%	20%
Total	235,108,649	100%	

Local Government (Financial Management) Regulations 1996, Part 2 s. 6.10 Regulation 8 (3) states that money from different accounts may be placed in a common investment authorised by the Act. The Town of Port Hedland Investment Policy stipulates that direct investments with "A-1+" ratings can be a maximum of 100% of the portfolio. For "A-1" rated Authorised Deposit Institutions (ADI), the maximum that can be invested is 60% of the portfolio while "A-2" rated ADI, the maximum that can be invested is 20% of the portfolio. The policy also states that only a maximum of 35% of the portfolio can be placed with each institution with a rating of "A-1+", whilst ADIs with a rating of "A-1" can have 20% each and ADIs with "A-2" rating can hold up to 10% of the portfolio.



TOWN OF PORT HEDLAND

MONTHLY STATEMENT OF FINANCIAL ACTIVITY

FOR THE PERIOD ENDED 31 AUGUST 2017

Detailed Portfolio Balances

Institution	Credit Rating	Principal	Interest Rate	Term to Maturity (days)	Maturity Date	Interest on Maturity (\$)	% of Portfolio
ANZ	A1+	2,000,000	2.69%	330	12/09/2017	48,641	0.9%
National Australia Bank	A1+	2,000,000	2.76%	335	25/09/2017	50,663	0.9%
Westpac	A1+	2,000,000	2.74%	349	9/10/2017	52,398	0.9%
Westpac	A1+	4,000,000	2.87%	365	25/10/2017	114,800	1.7%
ANZ	A1+	3,900,000	2.70%	365	31/10/2017	105,300	1.7%
Bank of Queensland	A-2	1,000,000	2.70%	365	3/11/2017	27,000	0.4%
ANZ	A1+	2,000,000	2.69%	365	4/11/2017	53,800	0.9%
Beyond Bank	A-2	2,700,000	2.70%	264	13/11/2017	52,728	1.1%
National Australia Bank	A1+	2,000,000	2.78%	355	20/11/2017	54,077	0.9%
Bank of Queensland	A-2	2,200,000	2.80%	350	20/11/2017	59,068	0.9%
Bank of Queensland	A-2	3,000,000	2.65%	280	5/12/2017	60,986	1.3%
Intech Bank	A-2	1,000,000	2.80%	285	19/12/2017	21,863	0.4%
Rural Bank	A-2	5,000,000	2.70%	294	20/12/2017	108,740	2.1%
Intech Bank	A-2	1,000,000	2.75%	301	10/01/2018	22,678	0.4%
Intech Bank	A-2	3,000,000	2.80%	294	24/01/2018	67,660	1.3%
Beyond Bank	A-2	1,900,000	2.70%	293	7/02/2018	41,181	0.8%
AMP Bank	A-1	1,500,000	2.70%	297	12/02/2018	32,955	0.6%
ME Bank	A-2	3,900,000	2.70%	300	22/02/2018	86,548	1.7%
AMP Bank	A-1	2,000,000	2.60%	279	22/02/2018	39,748	0.9%
National Australia Bank	A1+	4,000,000	2.53%	283	8/03/2018	78,465	1.7%
National Australia Bank	A1+	2,000,000	2.49%	287	23/03/2018	39,158	0.9%
AMP Bank	A-1	1,500,000	2.60%	364	8/06/2018	38,893	0.6%
Bank of Queensland	A-2	2,000,000	2.70%	310	22/06/2018	45,863	0.9%
Bank of Queensland	A-2	10,000,000	2.58%	311	6/07/2018	219,830	4.3%
ANZ	A1+	25,645,870	2.35%	94	11/09/2017	155,210	10.9%
Westpac	A1+	20,599,831	2.60%	183	6/12/2017	268,531	8.8%
National Australia Bank	A1+	12,703,605	2.50%	185	11/12/2017	160,970	5.4%
National Australia Bank	A1+	5,110,777	2.50%	185	11/12/2017	64,760	2.2%
Westpac	A1+	56,694,000	2.60%	185	11/12/2017	747,118	24.1%
ANZ	A1+	46,224,000	2.30%	185	11/12/2017	538,858	19.7%
TOTAL INVESTMENTS		232,578,083	TOTAL INTEREST PROJECTED			3,458,490	
National Australia Bank	A1+	2,530,566	2.00%	At Call Account			1.1%
TOTAL POOLED INVESTMENTS		235,108,649	TOTAL INTEREST PROJECTED			3,458,490	100.00%

Spoilbank Reserve of \$38.99m is included in the above Term Deposits

Note: Orange colour relates specifically to the investment of the proceeds from the advance payment of the 50 year lease of the Port Hedland International Airport, as per Council resolution 201516/257.



TOWN OF PORT HEDLAND
MONTHLY STATEMENT OF FINANCIAL ACTIVITY
FOR THE PERIOD ENDED 31 AUGUST 2017
BORROWINGS

Loan purpose by Program	Interest rate	Term	Maturity date	Principal 1 July 2017		Principal Repayments		Principal Outstanding		Interest Repayments	
				Actual (\$)	Budget (\$)	Actual (\$)	Budget (\$)	Actual (\$)	Budget (\$)	Actual (\$)	Budget (\$)
Self Supporting Loans											
* SES Shed (123)	6.36%	15	13/02/2019	81,165	81,165	20,599	39,313	60,566	41,852	1,310	4,475
* Yacht Club (126)	6.48%	20	26/03/2025	317,379	317,379	5,640	32,591	311,740	284,788	3,061	19,610
* Yacht Club Additional (128)	6.02%	15	26/05/2026	174,598	174,598	2,633	15,258	171,965	159,340	1,592	10,094
** Pilbara Underground Power (134)	3.67%	5	24/04/2018	140,506	140,506		140,506	140,506	0		3,879
* SH Bowls & Tennis Club (138)	5.21%	20	26/02/2034	453,586	453,586	8,902	17,132	444,684	436,454	11,370	23,412
Intergenerational Loans											
JD Hardie Upgrade (129)	6.05%	20	16/06/2031	1,259,496	1,259,496		59,341	1,259,496	1,200,156		75,315
JD Hardie Facility Upgrade (136)	4.63%	20	24/04/2033	1,252,039	1,252,039		54,298	1,252,039	1,197,741		57,348
Marquee Park A (130)	6.05%	20	16/06/2031	674,440	674,440		31,776	674,440	642,664		40,330
Marquee Park B (132)	5.22%	20	2/03/2032	3,714,515	3,714,515	87,531	168,440	3,626,984	3,546,075	92,553	191,728
GP Housing (135)	4.73%	20	24/04/2033	1,300,646	1,300,646		55,941	1,300,646	1,244,705		60,867
Wanangkura Stadium (133)	5.22%	20	2/03/2032	6,544,342	6,544,342	154,215	296,763	6,390,127	6,247,580	163,062	337,792
Wanangkura Stadium (137)	4.82%	20	21/06/2033	2,170,503	2,170,503		92,659	2,170,503	2,077,844		103,515
Housing Loans											
Staff Housing Morgan Street (125)	6.75%	20	29/06/2029	1,120,848	1,120,848		63,161	1,120,848	1,057,687		74,609
Staff Housing Morgan Street (127)	6.78%	20	30/12/2029	1,658,998	1,658,998		87,905	1,658,998	1,571,092		111,015
Catamore Court Housing (139)	5.21%	20	24/04/2033	1,467,806	1,467,806	28,808	55,440	1,438,998	1,412,365	36,792	75,760
Catamore Court (143)	2.59%	10	29/06/2026	310,723	310,723		31,068	310,723	279,655		7,748
Total				22,641,590	22,641,590	308,328	1,241,592	22,333,262	21,399,998	309,739	1,197,496

(*) Self supporting loan financed by payments from either the Port Hedland Yacht Club, South Hedland Bowling Club or Fire and Emergency Services.

(**) Self supporting loan financed by payments from ratepayers who have elected to make payments over a 5 year period for underground power.

All other loan repayments are to be financed by general purpose revenue.

Legislation

the annual budget which is required to be adopted by Council. If the proposal to borrow is outside of the annual budget then an item would be presented to Council requiring an absolute majority vote, also requiring public notice.



TOWN OF PORT HEDLAND
MONTHLY STATEMENT OF FINANCIAL ACTIVITY
FOR THE PERIOD ENDED 31 AUGUST 2017
FINANCIAL RESERVES

	<u>Opening Balance</u>		<u>Transfers In & Interest</u>		<u>Transfers Out</u>		<u>Current Closing Balance of Reserve</u>	
	Budget	Actual	Budget	Actual	Budget	Actual	Budget	Actual
	\$000's	\$000's	\$000's	\$000's	\$000's	\$000's	\$000's	\$000's
Current								
Employee Leave Reserve	876	876	0	0	0	0	876	876
Developer Contributions - Car Parking Reserve	270	270	0	0	270	0	0	270
Airport Reserve	15,075	15,075	0	0	10,870	0	4,205	15,075
Spoilbank Reserve	37,713	37,713		0	3,150	0	34,563	37,713
Asset Management - Community Facilities Reserve	247	247		0		0	247	247
GP Housing	185	185	0	0	0	0	185	185
Asset Management - Infrastructure Reserve	2,601	2,601	1,583	0	2,699	0	1,485	2,599
Waste Management Reserve	10,554	10,554	1,076	0	2,926	0	8,704	10,541
Plant Reserve	2,181	2,148	612	0	649	0	2,143	2,148
Developer Contributions - Public Open Space Reserve	259	259	0	0		0	259	259
Unfinished Works & Committed Works Reserve	759	761		0	759	0	0	761
Staff Housing Reserve	645	645	0	0	347	0	298	645
Strategic Reserve	587	587	0	0	87	0	500	587
Unspent Grants, Loans & Contributions Reserve	1,635	1,463	0	0	1,567	0	68	1,463
PHIA Long Term Lease Proceeds Reserve	165,104	165,856	4,548	0	1,927	0	167,725	165,849
Historical	9	9	3	0	0	0	11	9
Insurance	124	124	0	0	124	0	0	124
Cyclone Emergency Support Response	103	103	0	0	103	0	0	103
	238,925	239,476	7,822	0	25,479	0	221,268	239,453

* Note: The opening balance is an estimate based on the Interim closing balances as at 30 June 2017

In accordance with council resolutions in relation to each current reserve account, the purpose for which the reserves are set aside are as follows:

Employee Leave Reserve	To ensure that adequate funds are available to finance employee leave entitlements such as annual leave, long service leave, sick leave and redundancies.
Developer Contributions - Car Parking Reserve	To hold contributions which arise from conditions applied to a Development Application for car parking.
Airport Reserve	To fund the future Port Hedland International Airport major Works commitments.
Spoilbank Reserve	Funding the development of the Port Hedland Spoilbank Precinct.
Asset Management - Community Facilities Reserve	To fund the ongoing maintenance, refurbishment, renewal, replacement and upgrade of community facilities within the Town of Port Hedland, specifically (but not limited to): Wanangkura Stadium, South Hedland Aquatic
GP Housing Reserve	To fund the development, maintenance and management of GP Housing.
Asset Management - Infrastructure Reserve	To fund the ongoing maintenance, refurbishment, renewal, replacement and development of Council owned infrastructure assets within the Town of Port Hedland.
Waste Management Reserve	To fund the development, operation, maintenance and capital expenditure for the Council's waste management facilities including the landfill and waste collection operations and any associated repayments of borrowings
Plant Reserve	To fund the Plant Replacement Program (plant with motor vehicle registration).
Developer Contributions - Public Open Space Reserve	To hold contributions which arise from conditions applied to a Development Application for public open space.
Unfinished Works & Committed Works Reserve	To transfer unspent Municipal funded expenditure on specific projects to enable identification of carryover expenditure into the next financial year.
Staff Housing Reserve	To fund the maintenance, refurbishment, redevelopment and construction of staff housing.
Strategic Reserve	To fund strategic projects (excluding renewal and replacement) as included in the Town's Strategic Community Plan and Corporate Business Plan.To fund strategic projects (excluding renewal and replacement) as included
Unspent Grants, Loans & Contributions Reserve	To restrict unspent grants, loans and contributions at the end of the financial year.
Port Hedland International Airport (PHIA) Long Term Lease Proceeds Reserve	To account for the lease proceeds from the long term lease of the Port Hedland International Airport and disburse funds as per the Wealth Management Framework.
Historical	To fund historical building refurbishment projects.
Insurance	Proceeds of Insurance reimbursement.
Cyclone Emergency Support Response	To fund cyclone and emergency related projects.



TOWN OF PORT HEDLAND
MONTHLY STATEMENT OF FINANCIAL ACTIVITY
FOR THE PERIOD ENDED 31 AUGUST 2017
GRANTS, SUBSIDIES & CONTRIBUTIONS REGISTER

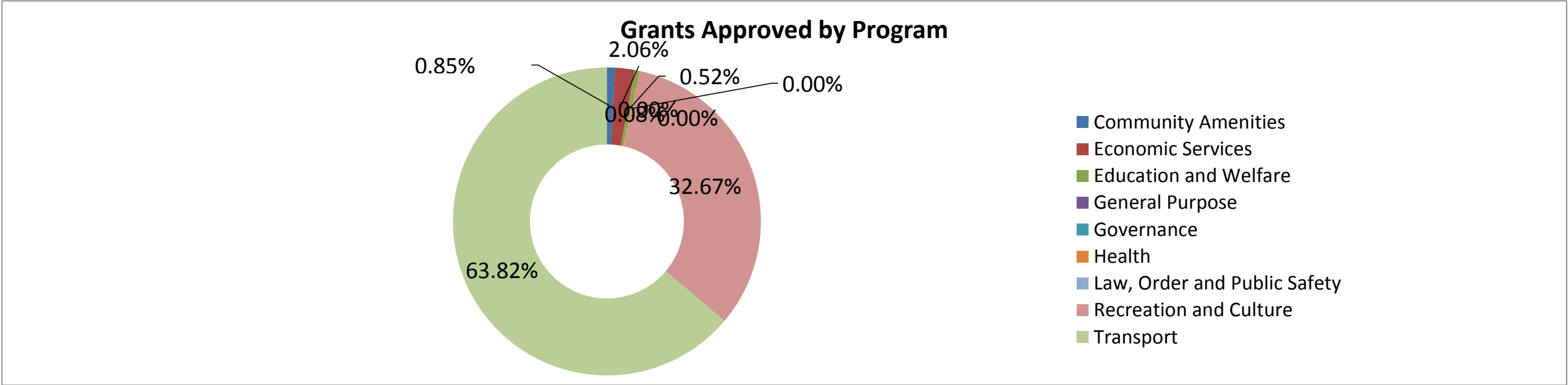
Grant Applications Approved

Funding Provider	Project	Program	Operating/ Capital	Amount Approved	Amount Claimed
Funded Projects Commenced Prior to 1/7/2017					
BHP Billiton Iron Ore	Faye Gladstone Netball Courts - additional granted 02/12/2016	Recreation and Culture	Capital	1,103,433.00	1,103,433.00
BHP Billiton Iron Ore	Kingsford Smith Business Park Landscaping	Transport	Capital	205,582.00	205,582.00
City of Karratha	Tourism Billboard	Economic Services	Operating	26,333.50	26,333.50
Community Contributions	Trails Master Plan	Recreation and Culture	Capital	40,000.00	40,000.00
Department of Health	Mosquito Management	Health	Operating	4,173.00	4,173.00
Department of Local Government and Communities	Youth Traineeship	Education and Welfare	Operating	20,000.00	20,000.00
Department of Regional Development	South Hedland Library and Community Centre	Recreation and Culture	Capital	259,000.00	259,000.00
Department of Sport & Recreation	Youth Engagement Scheme - SLAM 2016/17	Recreation and Culture	Operating	20,000.00	20,000.00
Department of Sport & Recreation	Youth Engagement Scheme - SLAM 2017/18	Recreation and Culture	Operating	20,000.00	20,000.00
Horizon Power	Christmas Lights Competition 2016	Recreation and Culture	Operating	2,500.00	2,500.00
Main Roads WA	Roadside Litter Cleanup Campaign	Transport	Operating	19,350.00	19,350.00
Main Roads WA	Road Project Grant: Pinga Street Stage 2	Transport	Non-Operating	1,647,242.00	1,317,794.00
Pilbara Development Commission	Retail Franchise Strategy	Economic Services	Operating	46,438.28	46,438.28
Pilbara Development Commission	Wayfinding Signage	Economic Services	Capital	9,000.00	9,000.00
Pilbara Development Commission	Tourism Signage	Economic Services	Capital	27,333.00	27,333.00
Port Hedland Netball Association	Faye Gladstone Netball Courts	Recreation and Culture	Non-Operating	83,069.00	67,614.36
Recfish West	Fishing Clinics	Education and Welfare	Operating	2,000.00	2,000.00
WALGA	Transportable Change Room Facility for South Hedland Aquatic Centre	Community Amenities	Capital	46,455.00	46,455.00
Sub Total				3,581,908.78	3,237,006.14



TOWN OF PORT HEDLAND
MONTHLY STATEMENT OF FINANCIAL ACTIVITY
FOR THE PERIOD ENDED 31 AUGUST 2017
GRANTS, SUBSIDIES & CONTRIBUTIONS REGISTER

Grant Funding Received 1 July 2017 to 30 June 2018					
Atlas Iron	North West Festival 2017	Recreation and Culture	Operating	25,000.00	25,000.00
Childrens Book Council of WA	Childrens Book Week 2017	Recreation and Culture	Operating	3,980.00	3,980.00
Conway Highbury	North West Festival 2017	Recreation and Culture	Operating	3,000.00	3,000.00
DIRD	Road Reseals Program	Transport	Operating	17,986.36	17,986.36
Department of Education & Training	Cert IV Business Admin Trainee	Education and Welfare	Operating	1,363.64	1,363.64
Department of Local Government and Communities	Youth Traineeship	Education and Welfare	Operating	2,700.00	2,700.00
Department of Local Government and Communities	Youth Traineeship	Education and Welfare	Operating	2,700.00	2,700.00
Department of Local Government and Communities	Financial Assistance Grant - Direct Grant	Transport	Operating	606,856.00	606,856.00
Department of Local Government and Communities	Financial Assistance Grant - General Purpose	Transport	Capital	95,333.25	95,333.25
Department of Local Government and Communities	Financial Assistance Grant - Local Road	Transport	Capital	462,711.25	462,711.25
Department of Public Transport	Bus Shelter Program	Transport	Operating	4,615.95	4,615.95
Department of Sport & Recreation	Kidsport 1.07.2017 to 31.12.2017	Recreation and Culture	Operating	6,000.00	6,000.00
Department of Sport & Recreation	Club Development Officer	Recreation and Culture	Operating	40,000.00	40,000.00
Department of Transport	Finucane Island Boat Ramp Improvement Plan	Transport	Operating	149,625.00	-
FMG	North West Festival 2017	Recreation and Culture	Operating	25,000.00	25,000.00
Goodline	North West Festival 2017	Recreation and Culture	Operating	10,000.00	10,000.00
Horizon Power	Teddy Bears Picnic 2017	Recreation and Culture	Operating	500.00	500.00
Horizon Power	Spinifex Spree 2017	Recreation and Culture	Operating	5,500.00	5,500.00
Landcorp	North West Festival 2017	Recreation and Culture	Operating	5,000.00	5,000.00
Lotterywest	Spinifex Spree 2017	Recreation and Culture	Operating	20,000.00	20,000.00
Lotterywest	North West Festival 2017	Recreation and Culture	Operating	8,495.00	8,495.00
Main Roads WA	Black Spot National Grant Program: McGregor and Lukis Intersection	Transport	Non-Operating	152,000.00	-
Main Roads WA	Direct Grant	Transport	Operating	94,168.00	94,168.00
Pilbara Development Commission	Local Jobs, Local Projects - Improved Road Signage & Calming Devices	Transport	Non-Operating	50,000.00	50,000.00
Pilbara Minerals Limited	North West Festival 2017	Recreation and Culture	Operating	15,000.00	15,000.00
Pilbara Ports Authority	North West Festival 2017	Recreation and Culture	Operating	25,000.00	25,000.00
Pilbara Ports Authority	Spinifex Spree 2017	Recreation and Culture	Operating	10,000.00	10,000.00
Regional Development Australia	Port Hedland Community Directory 2017	Economic Services	Operating	2,000.00	2,000.00
Roy Hill Holdings	North West Festival 2017	Recreation and Culture	Operating	50,000.00	50,000.00
WA Primary Health	Port Hedland Community Directory 2017	Economic Services	Operating	2,000.00	2,000.00
WA Tourism	North West Festival 2017	Recreation and Culture	Operating	14,000.00	14,000.00
Total				1,910,534	1,608,909





TOWN OF PORT HEDLAND
MONTHLY STATEMENT OF FINANCIAL ACTIVITY
FOR THE PERIOD ENDED 31 AUGUST 2017
GRANTS, SUBSIDIES & CONTRIBUTIONS REGISTER

Operating and Non-Operating Grants, Subsidies and Contributions revenue assists the Town of Port Hedland in delivering a wide variety of capital programs and operational activities. Where possible, the Town of Port Hedland will seek to supplement revenue through application for external grants, subsidies and contributions. Every opportunity will be taken to maximise revenue in support of capital and operational spending. External funding, however, must be strategically targeted and aligned with Town of Port Hedland's Strategic Community Plan and Corporate Business Plan.

Unspent Grants, Subsidies and Contributions Reserve as at 31 August 2017

Funding Provider	Project	Program	Operating/ Capital	Amount Unspent2
WALGA	Transportable Change Room Facility	Community Ammenities	Capital	46,455
DLGC	Youth Traineeship	Education and Welfare	Operating	5,000
Atlas Iron Ore	Trails Master Plan	Recreation and Culture	Operating	8,000
BHP Billiton Iron Ore	Kingsford Smith Business Park Landscaping	Transport	Capital	54,155
BHP Billiton Iron Ore	Faye Gladstone Netball Courts	Recreation and Culture	Capital	868,190
Community Contribution	Trails Master Plan	Recreation and Culture	Operating	32,000
Department of Regional Development	South Hedland Library and Community Centre	Recreation and Culture	Capital	230,698
Department of Sport and Recreation	SLAM 2016-18	Recreation and Culture	Operating	21,826
Horizon Power	Lights and Decorations Competition 2016	Recreation and Culture	Operating	796
Port Hedland Netball Association	Faye Gladstone Netball Courts	Recreation and Culture	Capital	67,614
Department of Health	Mosquito Control	Health	Operating	2,880
Main Roads WA	Cash for Trash	Health	Operating	18,580
City of Karratha	Tourism Signage	Economic Services	Capital	26,333
Pilbara Development Commission	Tourism Signage	Economic Services	Capital	27,333
Pilbara Development Commission	Wayfinding Signage	Economic Services	Capital	9,000
Pilbara Development Commission	Retail/ Franchise Attraction Strategy	Economic Services	Operating	42,521
Recfishwest	Fishing Clinics - August 2016	Recreation and Culture	Operating	2,000
Total				1,463,381

Funding Provider	Project	Program	Operating/ Capital	Status	Amount Applied
Grant Applications in Progress (1 July 2017 to 30 June 2018)					
BHP	North West Festival 2017	Recreation & Culture	Operating	Pending	250,000
Festivals Australia Program	North West Festival 2017	Recreation & Culture	Operating	Declined	100,000
Main Roads WA	Black Spot National Grant Program: Murdoch and Brolga Way Intersection	Transport	Capital	Approved	108,868
Main Roads WA	Black Spot National Grant Program: Murdoch Drive and Masters Way Intersection	Transport	Capital	Approved	108,868
Rio Tinto	North West Festival 2017	Recreation & Culture	Operating	Declined	25,000
WANDRRA	Disaster Relief and Recovery Arrangements	Transport	Operating	Pending	1,347,578
Total					1,940,313



TOWN OF PORT HEDLAND
MONTHLY STATEMENT OF FINANCIAL ACTIVITY
FOR THE PERIOD ENDED 31 August 2017
SUNDRY DEBTORS (excluding Rating Information)

Sundry Debtors (excluding Underground Power Debtors)

Current	668,995.25
30 Days	316,759.46
60 days	16,500.07
90 days	887,560.70
Credits	(5,348.20)
Total	\$ 1,884,467

Underground Power Debtors

Current	-
30 days	-
60 days	-
90 days	361,588.04
Credits	(94.00)
Total	\$ 361,494

Total Sundry Debtors **\$ 2,245,961**

Previous Month	\$ 3,047,136
Movement in Debtors	\$ (801,175)
Percentage Change	-26%

Sundry Debtors (excluding Underground Power) outstanding for 90 days or more over \$1000.00 as at 31 August 2017

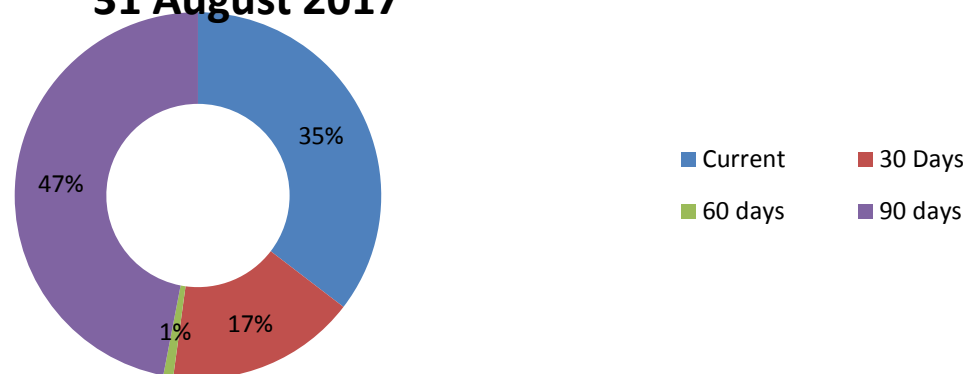
Debtor	Amount Owning - 90 Days	Commentary	Airport	Landfill
7949	\$ 721,826.25	Debt Collectors	x	
6624	\$ 112,567.83	Invoice under query		
9285	\$ 12,968.51	Invoice under query		
240	\$ 6,277.94	Finance investigating	x	
6245	\$ 4,694.00	Debt Collectors		
8920	\$ 4,221.31	Finance investigating		
7989	\$ 3,588.90	Payment plan	x	
9684	\$ 3,293.20	Finance investigating	x	
9623	\$ 3,142.60	Payment plan		
8506	\$ 2,320.00	Debt Collectors		
9543	\$ 2,013.81	Administrator appointed	x	
9106	\$ 1,815.65	Administrator appointed		x
9397	\$ 1,781.79	Payment plan		
9527	\$ 1,474.28	Invoice under query	x	
7056	\$ 1,236.52	Finance investigating		
9125	\$ 1,132.70	Administrator appointed		x
9494	\$ 1,082.17	Finance investigating		

Sundry Debtors (excluding Underground Power) outstanding for 90 days or more under \$1000.00 as at 31 August 2017

Sub total	\$ 2,123.24			
Total	\$ 887,560.70			

* Debtor 7949 amounts to 88% of the 90 day debtor amount. \$622K relates to Community Contribution, \$60K relates to lease payments

Summary of Sundry Debtors (excluding Underground Power)
31 August 2017





TOWN OF PORT HEDLAND
MONTHLY STATEMENT OF FINANCIAL ACTIVITY
FOR THE PERIOD ENDED 31 August 2017
SUNDRY DEBTORS (excluding Rating Information)

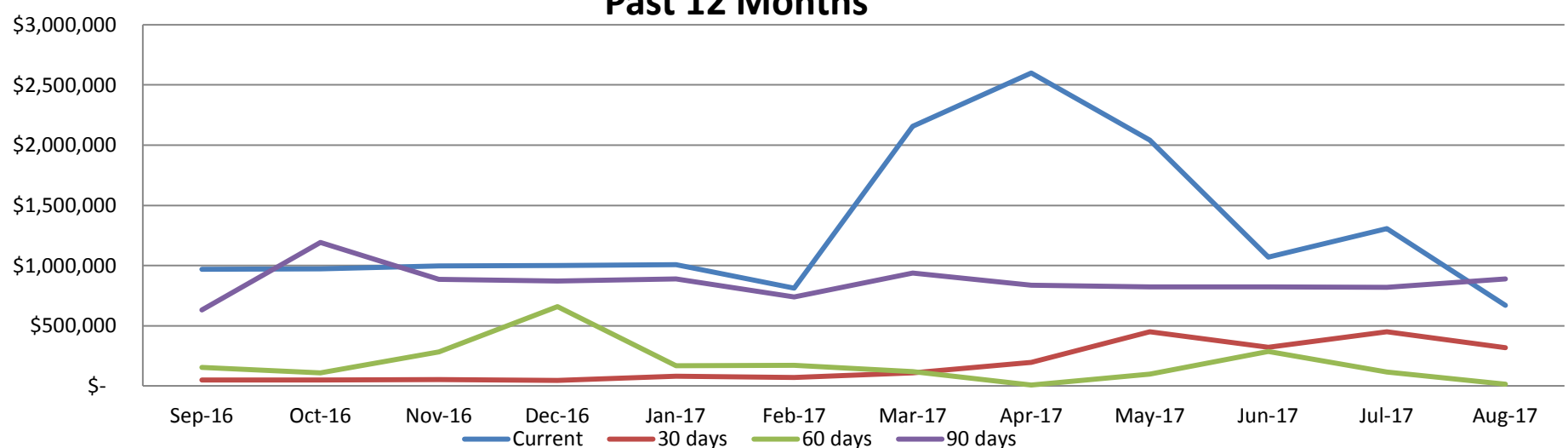
Underground Power Debtors over \$1000.00 outstanding for 90 days or more as at 31 August 2017

Debtor	Amount Owning - 90 Days	Commentary
UP_A803439	\$ 272,243.50	Rates Investigating
UP_A122611	\$ 8,301.32	Direct Debit Arrangement
UP_A119230	\$ 6,699.43	Direct Debit Arrangement
UP_A804263	\$ 4,174.40	Rates Investigating
UP_A120950	\$ 3,759.55	Multi Year
UP_A111110	\$ 3,159.07	Rates Investigating
UP_A124350	\$ 3,049.25	Direct Debit Arrangement
UP_A400950	\$ 3,049.25	Multi Year
UP_A126580	\$ 2,915.86	Legal
UP_A126550	\$ 2,906.70	Multi Year
UP_A126560	\$ 2,906.70	Direct Debit Arrangement
UP_A119170	\$ 2,606.12	Legal
UP_A152320	\$ 2,436.94	Rates Investigating
UP_A120290	\$ 2,378.72	Direct Debit Arrangement
UP_A126590	\$ 1,927.38	Direct Debit Arrangement
UP_A403380	\$ 1,893.27	Multi Year
UP_A119380	\$ 1,816.35	Multi Year
UP_A410028	\$ 1,720.20	Rates Investigating
UP_A116537	\$ 1,640.22	Rates Investigating
UP_A802432	\$ 1,586.49	Rates Investigating
UP_A106360	\$ 1,574.98	Multi Year
UP_A114600	\$ 1,415.39	Rates Investigating
UP_A127920	\$ 1,396.99	Rates Investigating
UP_A404580	\$ 1,392.55	Multi Year
UP_A117830	\$ 1,270.26	Multi Year
UP_A128150	\$ 1,270.26	Multi Year
UP_A406420	\$ 1,270.26	Multi Year
UP_A113970	\$ 1,155.00	Multi Year
UP_A124510	\$ 1,154.49	Multi Year
UP_A803861	\$ 1,136.96	Multi Year
UP_A123640	\$ 1,114.21	Multi Year
UP_A405820	\$ 1,111.21	Legal
UP_A405790	\$ 1,028.72	Direct Debit Arrangement

Underground Power Debtors under \$1000.00 outstanding for 90 days or more as at 31 August 2017

Sub-total	\$ 14,126.00	
Total all	\$ 361,588.00	

Summary of Sundry Debtors (excluding Underground Power)
Past 12 Months





TOWN OF PORT HEDLAND
MONTHLY STATEMENT OF FINANCIAL ACTIVITY
FOR THE PERIOD ENDED 31 AUGUST 2017
CAPITAL WORKS PROGRAM

Capital Project (excluding orders)	Asset Class	Asset Classification	Expenditure					Funding			
			Budget 2017/18	Current Budget	Total YTD Actuals (Excluding Orders)	Variance (Budget & Total Actuals)		Municipal Funded	Reserve Funded	Sale of Assets	Grants, Subsidies & Contributions
Diesel Generators for Civic Centre, Depot, Landfill and Evacuation Centre	Plant & Equipment	New	180,000	180,000	0	(180,000)	-100%	-	(180,000)	-	-
JD Hardie Expansion	Land & Buildings	Upgrade	150,000	150,000	0	(150,000)	-100%	-	(150,000)	-	-
Housing Renewal Program	Land & Buildings	Renewal	347,000	347,000	4,036	(342,964)	-99%	-	(347,000)	-	-
South Hedland Water Treatment Plant	Plant & Equipment	Upgrade	360,412	360,412	2,172	(374,346)	-104%	-	(360,412)	-	-
Port Hedland Community Facilities (Turf club)	Land & Buildings	New	100,000	100,000	481	(100,000)	-100%	-	(100,000)	-	-
Civic Centre HVAC System and Ducting Renewal	Plant & Equipment	Upgrade	251,560	251,560	293,258	41,698	17%	-	(251,560)	-	-
Civic Centre: Asset Management Plan Critical Obligations and OHS	Land & Buildings	Renewal	105,000	105,000	53,017	(51,983)	-50%	-	(105,000)	-	-
Building Renewal and Upgrade program	Land & Buildings	Renewal	130,438	130,438		(130,438)	-100%	-	(130,438)	-	-
Commercial Building Renewal Program	Land & Buildings	Renewal	748,000	748,000	25,135	(722,865)	-97%	(748,000)	-	-	-
South Hedland Aquatic Centre - Work to renew and upgrade to working condition	Infrastructure	Renewal	500,000	500,000	8,854	(493,268)	-99%	-	(500,000)	-	-
South Hedland Aquatic Centre: Install accessibility toilets and change room	Land & Buildings	New	130,000	130,000	639	(129,361)	-100%	-	(103,000)	-	(27,000)
Gratwick Aquatic Centre - Remedial Works	Infrastructure	Renewal	300,000	300,000	0	(300,000)	-100%	-	(300,000)	-	-
South Hedland Cemetery Upgrade	Infrastructure	Upgrade	27,123	27,123	16,340	(10,783)	-40%	-	(27,123)	-	-
Cemetery Masterplan	Infrastructure	New	21,204	21,204	6,204	(15,000)	-71%	(21,204)	-	-	-
Shade Structures	Infrastructure	Renewal	350,000	350,000	0	(350,000)	-100%	(350,000)	-	-	-
Marrapikariyina park handrail replacement	Infrastructure	Renewal	64,000	64,000	4,058	(63,842)	-100%	-	(64,000)	-	-
South Hedland Skate Park CPTED Design Response	Infrastructure	New	15,000	15,000	23	(14,977)	-100%	-	(15,000)	-	-
Playgrounds Renewal Program	Infrastructure	Renewal	150,000	150,000	0	(150,000)	-100%	(150,000)	-	-	-
Faye Gladstone Netball Courts Clubroom Upgrade	Land & Buildings	Upgrade	1,361,972	1,361,972	941	(1,361,031)	-100%	(15,455)	(1,346,518)	-	-
South Hedland Sports Precinct	Land & Buildings	New	400,000	400,000	0	(400,000)	-100%	-	(400,000)	-	-
South Hedland Civic Facilities business and concept design	Land & Buildings	New	400,000	400,000	0	(400,000)	-100%	-	(400,000)	-	-
Matt Dann Theatre & Cinema: Venue Improvement	Land & Buildings	Renewal	176,261	176,261	3,094	(173,167)	-98%	-	(176,261)	-	-
Cassia Primary School Footbridge	Infrastructure	Upgrade	125,000	125,000	326	(124,674)	-100%	-	(125,000)	-	-
Depot wash-down bay - Oily Water Separator – workshop and silt drain work	Infrastructure	Upgrade	180,000	180,000	239	(179,761)	-100%	-	(180,000)	-	-
Depot Office Building	Land & Buildings	New	250,000	250,000	0	(250,000)	-100%	-	(250,000)	-	-
Community Chest Fund 2016: Tourism Signage	Infrastructure	New	82,000	82,000	0	(82,000)	-100%	-	(82,000)	-	-
Marina boating facility location options investigation	Infrastructure	New	3,000,000	3,000,000	0	(3,000,000)	-100%	-	(3,000,000)	-	-
Kingsford Smith Business Park Landscaping	Infrastructure	New	54,154	54,154	53,476	(677)	-1%	-	(54,154)	-	-
Port Hedland standpipe swipe card activation	Infrastructure	New	40,000	40,000	0	(40,000)	-100%	(40,000)	-	-	-
Irrigation Inground renewal - South Hedland	Infrastructure	Renewal	110,000	110,000	0	(110,000)	-100%	(110,000)	-	-	-
Irrigation Inground renewal - Port Hedland	Infrastructure	Renewal	45,000	45,000	0	(45,000)	-100%	(45,000)	-	-	-
Small Plant Replacement Program		Renewal	35,000	35,000	23	(34,977)	-100%	-	(35,000)	-	-
Large Plant Replacement Program	Plant & Equipment	Renewal	550,000	550,000		(550,000)	-100%	-	(490,000)	(60,000)	-
Light Fleet Replacement Program	Plant & Equipment	Renewal	150,000	150,000	23	(149,977)	-100%	-	(60,000)	(90,000)	-
Phase 2 Digital - Complete installation of ToPH digital radio system in vehicles and heavy equipment.	Furniture & Equipment	Upgrade	44,318	44,318	0	(44,318)	-100%	-	(44,318)	-	-
Portable Lighting Towers	Plant & Equipment	New	20,000	20,000	0	(20,000)	-100%	-	(20,000)	-	-
Installation of a new store, storage bins, fencing and tank.	Infrastructure	Upgrade	600,000	600,000	2,447	(597,553)	-100%	-	(600,000)	-	-
Workshop upgrades	Land & Buildings	Upgrade	60,000	60,000	239	(59,761)	-100%	-	(60,000)	-	-
ICT Hardware and Renewal	Furniture & Equipment	Renewal	100,000	100,000	0	(100,000)	-100%	-	(100,000)	-	-
ITC Strategy & Outcomes	Furniture & Equipment	New	100,000	100,000	0	(100,000)	-100%	(100,000)	-	-	-
Iphone Replacement	Furniture & Equipment	Renewal	20,000	20,000	0	(20,000)	-100%	-	(20,000)	-	-
Printer Replacement	Furniture & Equipment	Renewal	62,931	62,931	0	(62,931)	-100%	(49,551)	(13,380)	-	-
WANDRRA project	Infrastructure	Renewal	1,678,926	1,678,926	0	(1,678,926)	-100%	-	-	-	(1,678,926)
Council Records Storage	Land & Buildings	New	60,000	60,000	157	(59,843)	-100%	(60,000)	-	-	-
Total General Capital projects			13,635,299	13,635,299	475,182	(13,182,724)	3%	(1,689,210)	(10,090,163)	(150,000)	(1,705,926)



TOWN OF PORT HEDLAND
MONTHLY STATEMENT OF FINANCIAL ACTIVITY
FOR THE PERIOD ENDED 31 AUGUST 2017
CAPITAL WORKS PROGRAM

Capital Project (excluding orders)	Asset Class	Asset Classification	Expenditure					Funding			
			Budget 2017/18	Current Budget	Total YTD Actuals (Excluding Orders)	Variance (Budget & Total Actuals)		Municipal Funded	Reserve Funded	Sale of Assets	Grants, Subsidies & Contributions
ROAD PROGRAM											
Pinga Street - Rehabilitation of Existing Pavement	Infrastructure	Upgrade	2,236,246	2,236,246	31,899	(2,204,347)	-99%	(1,207,568)	(699,230)	-	(329,448)
Sealed Roads Renewal Program	Infrastructure	Renewal	1,068,000	1,068,000	30,728	(1,037,272)	-97%	(402,150)	-	-	(665,850)
McGregor, Athol, Cooke Point Roundabout Rehabilitation	Infrastructure	Renewal	55,000	55,000	16,082	(38,918)	-71%	-	(55,000)	-	-
Yandeyarra	Infrastructure	Renewal	45,000	45,000	0	(45,000)	-100%	(15,000)	-	-	(30,000)
Pipingarra	Infrastructure	Renewal	90,000	90,000	454	(89,546)	-99%	(30,000)	-	-	(60,000)
Drainage Renewal Program	Infrastructure	Renewal	300,000	300,000	23,600	(276,400)	-92%	(300,000)	-	-	-
Footpath Renewal Program	Infrastructure	Renewal	400,000	400,000	265	(399,735)	-100%	(400,000)	-	-	-
Unsealed Road Resheeting Program	Infrastructure	Renewal	625,000	625,000	844	(624,156)	-100%	(625,000)	-	-	-
Styles Road Roundabout	Infrastructure	Upgrade	34,000	34,000	0	(34,000)	-100%	(34,000)	-	-	-
Intersection - Lukis & McGregor Streets	Infrastructure	Upgrade	152,000	152,000	820	(151,180)	-99%	-	-	-	(152,000)
Intersection – Murdoch Drive & Brolga Way	Infrastructure	Upgrade	205,500	205,500	820	(204,680)	-100%	(96,633)	-	-	(108,868)
Intersection – Murdoch Drive & Masters Way	Infrastructure	Upgrade	205,500	205,500	452	(205,048)	-100%	(96,633)	-	-	(108,868)
North Circular Roundabout Landscape and Intersection Upgrades	Infrastructure	Upgrade	200,000	200,000	0	(200,000)	-100%	(200,000)	-	-	-
Line marking & Traffic Calming	Infrastructure	Renewal	100,000	100,000	0	(100,000)	-100%	(50,000)	-	-	(50,000)
Pinga st	Infrastructure	Renewal	112,000	112,000	898	(111,102)	-99%	(37,315)	-	-	(74,685)
Kerbing Renewal Program	Infrastructure	Renewal	100,000	100,000	0	(100,000)	-100%	(100,000)	-	-	-
Carparks Renewal Program	Infrastructure	Renewal	270,000	270,000	1,213	(268,787)	-100%	-	(270,000)	-	-
Drainage Construction Wanangkura Stadium & Faye Gladstone Netball Courts	Infrastructure	Upgrade	410,957	410,957	1,970	(408,987)	-100%	-	(410,957)	-	-
Total Road Program			6,609,203	6,609,203	110,045	(6,499,157)		(3,594,298)	(1,435,187)	-	(1,579,718)
WASTE PROJECTS											
Upgrades to staff welfare facilities - Landfill	Infrastructure	New	886,000	886,000	341,124	(544,876)	-61%	-	(886,000)	-	-
ICT Software Landfill	Furniture & Equipment	New	30,000	30,000	0	(30,000)	-100%	-	(30,000)	-	-
Total Waste Projects			916,000	916,000	341,124	(574,876)		-	(916,000)	-	-
TOTAL Capital Works Program			21,160,502	21,160,502	926,351	(20,256,756)		(5,283,508)	(12,441,350)	(150,000)	(3,285,644)



TOWN OF PORT HEDLAND
MONTHLY STATEMENT OF FINANCIAL ACTIVITY
FOR THE PERIOD ENDED 31 AUGUST 2017
ROAD PROGRAM

Roads Program Capital Expenditure	EXPENDITURE		FEDERAL FUNDING SOURCES			STATE FUNDING SOURCES			INTERNAL FUNDING SOURCES				Other Grant Income
	Current Budget 2017/18	Total YTD Actuals	Federal Roads to Recovery	Federal Blackspot Funding	Federal Indigenous Access Road Grant (Financial Assistance Grant)	Regional Road Group Program Funding Remote Access Roads	Regional Road Group Program Funding Road Project Grants	State Blackspot Funding	CARRY FORWARD / Unfinished Works & Committed Works Reserve	PHIA Lease Proceeds Reserve	Other Reserves	Municipal	
Carparks Renewal Program	270,000	1,213									(270,000)	0	
Drainage Construction Wanangkura Stadium & Faye Gladstone Netball Courts	410,957	1,970							(114,058)	(296,899)		0	
Drainage Renewal Program	300,000	23,600										(300,000)	
Footpath Renewal Program	400,000	265										(400,000)	
Intersection - Lukis & McGregor Streets	152,000	820		(152,000)								0	
Intersection – Murdoch Drive & Brolga Way	205,500	820						(108,868)				(96,633)	
Intersection – Murdoch Drive & Masters Way	205,500	452						(108,868)				(96,633)	
Kerbing Renewal Program	100,000	0										(100,000)	
Line marking & Traffic Calming	100,000	0										(50,000)	(50,000)
McGregor, Athol, Cooke Point Roundabout Rehabilitation	55,000	16,082								(55,000)		0	
North Circular Roundabout Landscape and Intersection Upgrades	200,000	0										(200,000)	
Pinga st	112,000	898					(74,666)					(37,334)	
Pinga Street - Rehabilitation of Existing Pavement	2,236,246	31,899					(329,448)		(80,000)	(619,230)		(1,207,568)	
Pipingarra	90,000	454					(60,000)					(30,000)	
Sealed Roads Renewal Program	1,068,000	30,728	(665,850)									(402,150)	
Styles Road Roundabout	34,000	0										(34,000)	
Unsealed Road Resheeting Program	625,000	844										(625,000)	
Yandeyarra	45,000	0					(30,000)				0	(15,000)	
TOTAL Expenditure	6,609,203	110,046	(665,850)	(152,000)	0	0	(494,114)	(217,735)	(194,058)	(971,129)	(270,000)	(3,594,317)	(50,000)



TOWN OF PORT HEDLAND
MONTHLY STATEMENT OF FINANCIAL ACTIVITY
FOR THE PERIOD ENDED 31 AUGUST 2017
RATING INFORMATION

Rate Type	Rate in \$	Number of Properties	Rateable Value	2017/18 Actual				2017/18 Budget	16/17 Actuals
				Rate Revenue	Interim Rates	Back Rates	Total Revenue		
Differential General Rate (GRV)									
GRV Residential	5.4074	5,398	261,259,140	14,341,414	(8,750)		14,332,664	14,439,207	14,368,117
GRV Commercial	4.0875	104	25,783,707	1,080,337	(22,431)		1,057,906	1,088,887	1,163,393
GRV Industrial	2.7529	357	65,681,163	2,034,146			2,034,146	2,033,982	1,916,758
GRV Commercial/ Industrial Vacant	6.1600	47	39,982	246,291	(19,893)		226,398	246,112	0
GRV Mass Accommodation	26.0000	6	12,436,000	3,233,360			3,233,360	3,233,360	3,233,274
GRV Tourist Accommodation	11.4339	10	7,984,080	935,710			935,710	935,710	900,772
UV Mining	37.9300	307	3,120,615	1,183,493			1,183,493	1,156,934	1,109,537
UV Pastoral	10.5400	10	1,305,924	137,708			137,708	137,181	64,192
UV Other	21.0000	13	1,324,500	278,145	(116,970)		161,175	283,290	263,235
Sub-Totals		6,252	378,935,111	23,470,605	(168,044)	0	23,302,560	23,554,663	23,019,278
Minimum Rates	Minimum								
GRV Residential	1,350	961	15,357,532	1,297,350			1,297,350	1,296,000	982,800
GRV Commercial	2,000	57	1,682,560	114,000			114,000	114,000	84,420
GRV Industrial	2,000	64	2,565,418	128,000			128,000	124,000	60,480
GRV Commercial/ Industrial Vacant	1,180	46	54,280	54,280			54,280	55,460	0
GRV Mass Accommodation	2,000	0	0	0			0	0	0
GRV Tourist Accommodation	2,000	0	0	0			0	0	0
UV Mining	270	64	31,732	17,280			17,280	17,550	16,380
UV Pastoral	2,000	1	17,000	2,000			2,000	2,000	0
UV Other	2,000	11	4,047	22,000			22,000	18,000	11,340
Sub-Totals		1,204	19,712,569	1,634,910	0	0	1,634,910	1,627,010	1,155,420
Community Concessions							(168,044)	(161,692)	(166,744)
Pensioner Cap- Gap Concession							-	(16,500)	(15,967)
TOTAL		7,456	398,647,680	25,105,515	(168,044)	0	24,769,426	25,003,484	23,991,987



**TOWN OF PORT HEDLAND
MATERIAL VARIANCE REPORT
FOR THE PERIOD ENDED 31 AUGUST 2017**

Nature & Type			Under/Over Budget	Comments
INCOME (Based on the 12 month Budget by Nature & Type)				
Operating grants, subsidies & contributions	155%	2,369	Under	Adoption of budget occurred late July. Variances are acceptable as only two months of financial year has been completed.
Fees & Charges	106%	11,212	Under	Adoption of budget occurred late July. Variances are acceptable as only two months of financial year has been completed.
Interest earnings	101%	6,618	Under	Adoption of budget occurred late July. Variances are acceptable as only two months of financial year has been completed.
Other revenue	109%	1,233	Under	Adoption of budget occurred late July. Variances are acceptable as only two months of financial year has been completed.
Non-operating grants, subsidies and contributions	102%	3,236	Under	Adoption of budget occurred late July. Variances are acceptable as only two months of financial year has been completed.
Profit / Loss On Asset Disposal	-18%	(131)	Over	Adoption of budget occurred late July. Variances are acceptable as only two months of financial year has been completed.
Proceeds from self supporting loans	132%	73	Under	Adoption of budget occurred late July. Variances are acceptable as only two months of financial year has been completed.
OPERATING EXPENDITURE (Based on the YTD Budget by Program)				
General Purpose	-77%	23	Under	Adoption of budget occurred late July. Variances are acceptable as only two months of financial year has been completed.
Governance	-21%	53	Under	Adoption of budget occurred late July. Variances are acceptable as only two months of financial year has been completed.
Law, Order & Public Safety	-42%	77	Under	Adoption of budget occurred late July. Variances are acceptable as only two months of financial year has been completed.
Health	-38%	39	Under	Adoption of budget occurred late July. Variances are acceptable as only two months of financial year has been completed.
Education & Welfare	-44%	106	Under	Adoption of budget occurred late July. Variances are acceptable as only two months of financial year has been completed.
Housing	-58%	41	Under	Adoption of budget occurred late July. Variances are acceptable as only two months of financial year has been completed.
Community Amenities	-66%	450	Under	Adoption of budget occurred late July. Variances are acceptable as only two months of financial year has been completed.
Recreation & Culture	-26%	460	Under	Adoption of budget occurred late July. Variances are acceptable as only two months of financial year has been completed.
Transport	-62%	1,102	Under	Adoption of budget occurred late July. Variances are acceptable as only two months of financial year has been completed.
Economic Services	-50%	42	Under	Adoption of budget occurred late July. Variances are acceptable as only two months of financial year has been completed.
Other Property & Services	-90%	287	Under	Adoption of budget occurred late July. Variances are acceptable as only two months of financial year has been completed.



TOWN OF PORT HEDLAND
MATERIAL VARIANCE REPORT
FOR THE PERIOD ENDED 31 AUGUST 2017

Nature & Type			Under/Over Budget	Comments
OTHER (Based on the 12 month Budget by Nature & Type)				
Transfer from Reserves	100%	25,478	Under	No reserve transfers undertaken.
Transfer to Reserves	100%	(7,822)	Under	No reserve transfers undertaken.
Loan principal repayments	80%	988	Under	Repayments based on full year budget, only two months of budget year complete.
CAPITAL EXPENDITURE (Based on the 12 month Budget by Capital Project)				
General Capital Projects				
Diesel Generators for Civic Centre, Depot, Landfill and Evacuation Centre	100%	180	Under	Project planning and scoping underway.
JD Hardie Expansion	100%	150	Under	Project to be defined.
Housing Renewal Program	99%	343	Under	Project is at planning and scoping stage. Will be ongoing through out the year with completion expected June 2018
South Hedland Water Treatment Plant	104%	374	Under	Construction complete. Project in Defects Liability phase.
Port Hedland Community Facilities (Turf club)	100%	100	Under	Project has not commenced as has just been endorsed through the budget
Civic Centre HVAC System and Ducting Renewal	-17%	(42)	Over	Installed chillers now installing IT. Project should be commissioned in around one month.
Civic Centre: Asset Management Plan Critical Obligations and OHS	50%	52	Under	Project in execution phase.
Building Renewal and Upgrade program	81%	105	Under	Len Taplin wet area refurbishment completed, invoice received. Roof sheeting to Marie Marland Oval, work completed. PO raised for Courthouse Gallery Ablution addition, work not yet commenced, estimated completion October 2017. PO raised for LED lamps in Courthouse gallery, work completed.
Commercial Building Renewal Program	100%	748	Under	PO raised for Aluminium stair nosing JD Hardie stadium floor, work completed, awaiting invoice. PO raised for upgrade to Wedge st Exeloo, work not yet commenced, estimated completion October 2017. PO raised for installation of light operation box for the hockey courts, work not yet commenced, etimated completion October 2017.
South Hedland Aquatic Centre - Work to renew and upgrade to working condition	99%	493	Under	Request for Tender (RFT) Renewal Works released.
South Hedland Aquatic Centre: Install accessibility toilets and change room	100%	129	Under	Two RFQ's being sort: Fabrication and supply of Changing Places Module, and installation of module. Expected project completion Dec 2017
Gratwick Aquatic Centre - Remedial Works	100%	300	Under	Project planning and scoping underway.
South Hedland Cemetery Upgrade	40%	11	Under	Project in execution phase.
Cemetery Masterplan	71%	15	Under	Project in execution phase.
Shade Structures	100%	350	Under	Request for tender (RFT) being drafted.
Marrapikarinya park handrail replacement	100%	64	Under	Project in execution phase. Works currently being undertaken.
South Hedland Skate Park CPTED Design Response	100%	15	Under	Project planning and scoping underway.
Playgrounds Renewal Program	100%	150	Under	Project planning and scoping underway.
Faye Gladstone Netball Courts Clubroom Upgrade	100%	1,361	Under	Construction underway with roof works currently being undertaken. Expected completion date Oct 2017.
South Hedland Sports Precinct	100%	400	Under	Tender is in market, due to November OCM.
South Hedland Civic Facilities business and concept design	100%	400	Under	Grant funding acquittal process for 16/17 funding in progress to release the remaining funds for 17/18. Awaiting confirmation of funding and willingness to progress from Department of Housing to determine whether to proceed to design phase.
Matt Dann Theatre & Cinema: Venue Improvement	98%	173	Under	Two pieces of work remain: installation of LED Signage – value \$130K and some lighting which will use up the remaining funds. Expected completion date October 2017
Footpath Renewal Program	100%	400	Under	Project planning and scoping underway.
Cassia Primary School Footbridge	100%	125	Under	Project planning and scoping underway.
Drainage Renewal Program	92%	276	Under	Project planning and scoping underway
Depot wash-down bay - Oily Water Separator – workshop and silt drain work	100%	180	Under	Project planning and scoping underway.
Depot Office Building	100%	250	Under	Project planning and scoping underway
Community Chest Fund 2016: Tourism Signage	100%	82	Under	Project planning and scoping underway, not yet started as budget for project only just approved
Marina boating facility location options investigation	100%	3,000	Under	Awaiting State Government consultation on September 16 prior to progressing, internal planning ongoing.
Kingsford Smith Business Park Landscaping	1%	1	Under	Project in execution phase. Works currently being undertaken. Completion in a fortnight.
Port Hedland standpipe swipe card activation	100%	40	Under	Project in execution phase. Works currently being undertaken. Completion October 2017.
Irrigation Inground renewal - South Hedland	100%	110	Under	Request for Quote (RFQ) released.
Irrigation Inground renewal - Port Hedland	100%	45	Under	Request for Quote (RFQ) released.
Small Plant Replacement Program	100%	35	Under	Small plant purchase - as required throughout year.
Large Plant Replacement Program	100%	700	Under	Project planning and scoping underway.
Light Fleet Replacement Program	100%	700	Under	Project planning and scoping underway.
Phase 2 Digital - Complete installation of ToPH digital radio system in vehicles and heavy equipment.	100%	44	Under	Locate suitable partner certified and qualified for required work, possible request for quotes.
Portable Lighting Towers	100%	20	Under	Project planning and scoping underway
Installation of a new store, storage bins, fencing and tank.	100%	598	Under	Request for Quote (RFQ) for Design released.
Workshop upgrades	100%	60	Under	Project planning and scoping underway
ICT Hardware and Renewal	100%	100	Under	As per Warranty expiry dates. Project therefore ongoing throughout 2017/18
ITC Strategy & Outcomes	100%	100	Under	Basic scope has been designed but futher detailed scoping required before project begins.
Iphone Replacement	100%	20	Under	As required throughout this year.
Printer Replacement	100%	63	Under	Required immediately due to be completed October. RFQ stage, job to review.
Council Records Storage	100%	60	Under	Project planning and scoping underway, RFQ stage
Road Program				
Pinga Street - Rehabilitation of Existing Pavement	-100%	(2,236)	Under	Project in execution phase and nearing practical completion.
Sealed Roads Renewal Program	-100%	(1,068)	Under	Reseal program procured. Works to be undertaken in October 2017.
McGregor, Athol, Cooke Point Roundabout Rehabilitation	-71%	(39)	Under	Works completed.
Yandeyarra	-100%	(45)	Under	Project planning and scoping underway.
Pipingarra	-100%	(90)	Under	Project planning and scoping underway.
Unsealed Road Resheeting Program	-100%	(624)	Under	Request for tender (RFT) being drafted.
Styles Road Roundabout	-100%	(34)	Under	Works completed.
Intersection - Lukis & McGregor Streets	-100%	(152)	Under	Design works awarded to Engineering Consultant.
Intersection – Murdoch Drive & Brolga Way	-100%	(206)	Under	Design works awarded to Engineering Consultant.
Intersection – Murdoch Drive & Masters Way	-100%	(206)	Under	Design works awarded to Engineering Consultant.
North Circular Roundabout Landscape and Intersection Upgrades	-100%	(200)	Under	Request for Quote (RFQ) being drafted. Estimate release in a fortnight.
Line marking & Traffic Calming	-100%	(100)	Under	Project planning and scoping underway.
Pinga st	-100%	(112)	Under	Project in execution phase and nearing practical completion.
Kerbing Renewal Program	-100%	(100)	Under	Project planning and scoping underway.
Carparks Renewal Program	-100%	(270)	Under	Project planning and scoping underway.
WANDRRA project	-100%	(1,679)	Under	WANDRRA claim submitted.
Drainage Construction Wanangkura Stadium & Faye Gladstone Netball Courts	-100%	(411)	Under	Request for Quote (RFQ) for Design released and closing late September.
Waste Projects				
Upgrades to staff welfare facilities - Landfill	-100%	(886)	Under	Project in exectuition phase. Various minor works undertaken.
ICT Software Landfill	-100%	(30)	Under	New software for landfill to integrate with debtor. Awarded to Preferred Supplier

TOWN OF PORT HEDLAND

CEO's Delegated Payments List - Regulation 13(1) Local Government (Financial Management) Regulations 1996

Attachment 4

LIST OF PAYMENTS - Payment Detail for Month of August 2017

Pursuant to that regulation;

If the local government has delegated to the CEO the exercise of its power to make payments from the municipal fund or the trust fund, a list of accounts paid by the CEO is to be prepared each month showing for each account paid since the last such list was prepared —

- (a) the payee's name; and
- (b) the amount of the payment; and
- (c) the date of the payment; and
- (d) sufficient information to identify the transaction.

Description	Value
Municipal Fund Total	\$ 3,436,296.77
Trust Fund Total	\$ 2,047.00
List of Payments Total	\$ 3,438,343.77
Payroll	\$ 1,337,890.27
Bank Fees and Charges	\$ 3,106.85
Direct Debits	\$ 220.15
Investments Lodged	\$ 12,000,000.00
Total	\$ 13,341,217.27
Grand Total	\$ 16,779,561.04

At the Town of Port Hedland, the Council's Corporate Services Directorate and Finance Team have an overriding objective of providing quality corporate governance; accountability; transparency and compliance and welcome any questions or queries on the below comprehensive, yet for brevity, still summarised, list of transactions from not just elected members, but the public in general.

Government (Financial Management) Regulations 1996
LIST OF PAYMENTS - Payment Details for the Month of August 2017

Pg1

Reference Number	Date	Name	Description	Bank	Invoice Amount	Payment Amount
EFT68578	14/08/2017	123 Agency Group Unit Trust	Payment	1		1,925.00
INV OTT/170487	29/07/2017	123 Agency Group Unit Trust	Spinifex Spree 2017 , 50% deposit \$1,925.00 , Fee for the performance of The Vanns @ Spinifex Spree Carnival 29.07.2017,	1	1,925.00	
		123 Agency Group Unit Trust Total			1,925.00	1,925.00
EFT68504	08/08/2017	AAA TRIPLE A ASPHALT	Payment	1		3,415.50
INV 5690	17/07/2017	AAA TRIPLE A ASPHALT	Supply and deliver 5x bulky bags of cold mix to the Town Depot, The PO includes GST	1	3,415.50	
		AAA TRIPLE A ASPHALT Total			3,415.50	3,415.50
EFT68561	14/08/2017	Adam Barker And Family Enterprises Pty Ltd	Payment	1		125.95
INV 594	14/08/2017	Adam Barker And Family Enterprises Pty Ltd	A Barker attending Perth meetings August 2017 - Incidentals	1	125.95	
EFT68710	25/08/2017	Adam Barker And Family Enterprises Pty Ltd	Payment	1		500.00
INV 590	31/07/2017	Adam Barker And Family Enterprises Pty Ltd	Welcome to Country - Spinifex Spree Friday 28 July 2017 - 5pm @ Turf Club	1	500.00	
		Adam Barker And Family Enterprises Pty Ltd Total			625.95	625.95
EFT68739	31/08/2017	All Rid Pest Management	Payment	1		1,045.00
INV 61734	15/08/2017	All Rid Pest Management	Annual Pest Inspections - GP Housing	1	110.00	
INV 61735	15/08/2017	All Rid Pest Management	Annual Pest Inspections - GP Housing	1	110.00	
INV 61736	15/08/2017	All Rid Pest Management	Annual Pest Inspections - GP Housing	1	110.00	
INV 61733	15/08/2017	All Rid Pest Management	Annual Pest Inspections - GP Housing	1	110.00	
INV 61731	14/08/2017	All Rid Pest Management	Rodent bait stations to be installed at the facility (hockey shed) Monitor and re-bait monthly until decrease in activity. PO issued for Initial set up and 2 months of re-baiting	1	275.00	
INV 61514	04/08/2017	All Rid Pest Management	Quarterly Pest Inspection/ Treatment -Jim Caffey Hall	1	165.00	
INV 61515	04/08/2017	All Rid Pest Management	Quarterly Pest Inspection/ Treatment -Colin Matheson Pavilion	1	165.00	
		All Rid Pest Management Total			1,045.00	1,045.00
EFT68590	18/08/2017	Allied Pickfords - Sirva Pty Ltd	Payment	1		12,948.10
INV FCB1725513A	20/07/2017	Allied Pickfords - Sirva Pty Ltd	Relocation of Senior Partnerships & Engagement Officer from NSW to Port Hedland, WA as per quote proposal #1725513: includes 2 x vehicles & packing/unpacking & priority load service, delivery to 8/52 Morgans Street	1	12,948.10	
		Allied Pickfords - Sirva Pty Ltd Total			12,948.10	12,948.10
DD37172.1	01/08/2017	AMP Superleader Superannuation	Payment	1		206.13
INV SUPER	15/08/2017	AMP Superleader Superannuation	Payroll Deduction	1	206.13	
		AMP Superleader Superannuation Total			206.13	206.13
EFT68624	18/08/2017	AMPAC DEBT RECOVERY (WA) PTY LTD	Payment	1		240.95
INV 40520	31/07/2017	AMPAC DEBT RECOVERY (WA) PTY LTD	Commissions on collections July 2017	1	240.95	
		AMPAC DEBT RECOVERY (WA) PTY LTD Total			240.95	240.95
EFT68639	18/08/2017	Andatech Pty Ltd	Payment	1		285.00
INV 119718	09/08/2017	Andatech Pty Ltd	Calibration for Andatech Prodigy, Calibration Certificate, Same day Service, Insurance, Postage Cost	1	135.00	
INV 119717	09/08/2017	Andatech Pty Ltd	Andatech ProdigyS/Prodigy2 Sensor	1	150.00	
		Andatech Pty Ltd Total			285.00	285.00
DD37165.24	01/08/2017	Anz Smart Choice Super	Payment	1		608.07
INV SUPER	01/08/2017	Anz Smart Choice Super	Payroll Deduction	1	460.16	
INV DEDUCTION	01/08/2017	Anz Smart Choice Super	Payroll Deduction	1	147.91	
DD37215.24	15/08/2017	Anz Smart Choice Super	Payment	1		608.07
INV SUPER	15/08/2017	Anz Smart Choice Super	Payroll Deduction	1	460.16	
INV DEDUCTION	15/08/2017	Anz Smart Choice Super	Payroll Deduction	1	147.91	
DD37274.22	29/08/2017	Anz Smart Choice Super	Payment	1		608.07
INV SUPER	29/08/2017	Anz Smart Choice Super	Payroll Deduction	1	460.16	
INV DEDUCTION	29/08/2017	Anz Smart Choice Super	Payroll Deduction	1	147.91	
		Anz Smart Choice Super Total			1,824.21	1,824.21
EFT68806	31/08/2017	Apertunity Productions	Payment	1		1,650.00
INV TAXINVOICES21	10/07/2017	Apertunity Productions	NWF 2017 Videographer and photographer	1	1,650.00	
		Apertunity Productions Total			1,650.00	1,650.00
EFT68808	31/08/2017	Armando De La Flor Olavide	Payment	1		615.71
INV 230817	23/08/2017	Armando De La Flor Olavide	Incidentals for Senior Partnerships and Engagement officer - Karratha - Attending Public Hearing on regional airfares 23.08.17	1	129.25	
INV 290817	29/08/2017	Armando De La Flor Olavide	Reimbursement for relocation expenses,	1	420.95	

Government (Financial Management) Regulations 1996
LIST OF PAYMENTS - Payment Details for the Month of August 2017

Pg2

INV 290817	29/08/2017	Armando De La Flor Olavide	Reimbursement for fuel to attend the 2017 Pilbara Livestock Handling Cup at Yarrie Cattle Station 05.08.17	1	65.51	
		Armando De La Flor Olavide Total			615.71	615.71
DD37165.31	01/08/2017	Asgard	Payment	1		1,080.65
INV DEDUCTION	01/08/2017	Asgard	Payroll Deduction	1	187.09	
INV SUPER	01/08/2017	Asgard	Payroll Deduction	1	893.56	
DD37215.30	15/08/2017	Asgard	Payment	1		1,080.66
INV DEDUCTION	15/08/2017	Asgard	Payroll Deduction	1	187.10	
INV SUPER	15/08/2017	Asgard	Payroll Deduction	1	893.56	
DD37274.29	29/08/2017	Asgard	Payment	1		1,080.66
INV DEDUCTION	29/08/2017	Asgard	Payroll Deduction	1	187.10	
INV SUPER	29/08/2017	Asgard	Payroll Deduction	1	893.56	
		Asgard Total			3,241.97	3,241.97
EFT68535	14/08/2017	Auslec (L&H Group) - T/A Pacific Datacom	Payment	1		13.00
INV 532224	10/04/2017	Auslec (L&H Group) - T/A Pacific Datacom	Lamp 42/W T/H ES 240 V CLR COL829 GLS 2900K WW	1	13.00	
EFT68656	25/08/2017	Auslec (L&H Group) - T/A Pacific Datacom	Payment	1		91.29
INV 996857	03/07/2017	Auslec (L&H Group) - T/A Pacific Datacom	cable ties, fixings strapping, estimate only	1	91.29	
		Auslec (L&H Group) - T/A Pacific Datacom Total			104.29	104.29
EFT68527	08/08/2017	Ausshredding Pty Ltd	Payment	1		159,236.00
INV 999	11/07/2017	Ausshredding Pty Ltd	Payment of shredding services at ToPH Landfill - no quotes - PRC contract	1	50,820.00	
INV 1000	17/07/2017	Ausshredding Pty Ltd	Payment of shredding services at ToPH Landfill - no quotes - PRC contract	1	56,749.00	
INV 1002	26/07/2017	Ausshredding Pty Ltd	Payment of shredding services at ToPH. Agreement with PRC - no PO raised	1	51,667.00	
		Ausshredding Pty Ltd Total			159,236.00	159,236.00
EFT68754	31/08/2017	AUSTRALASIAN PERFORMING RIGHT ASSOC.LTD (APRA)	Payment	1		1,315.15
INV 1000427/00068	03/07/2017	AUSTRALASIAN PERFORMING RIGHT ASSOC.LTD (APRA)	License for ToPH Council Events 01.10.16 - 30.09.17, License for Matt Dann Events Events 01.10.16 - 30.09.17	1	1,315.15	
		AUSTRALASIAN PERFORMING RIGHT ASSOC.LTD (APRA) Total			1,315.15	1,315.15
EFT68652	25/08/2017	Australia Post	Payment	1		612.80
INV 1006627023	03/08/2017	Australia Post	Postage for the month of July 2017, Postage for the month of July 2017, Postage for the month of July 2017	1	612.80	
		Australia Post Total			612.80	612.80
EFT68756	31/08/2017	Australian Local Government Job Directory	Payment	1		979.00
INV 1731043AW	07/08/2017	Australian Local Government Job Directory	Half page Job Advert - Community Safety Advisor - Procurement Advisor and Senior Librarian and Snr Environmental Health Officer	1	979.00	
		Australian Local Government Job Directory Total			979.00	979.00
DD37165.14	01/08/2017	Australian Super Administration	Payment	1		1,012.93
INV SUPER	01/08/2017	Australian Super Administration	Payroll Deduction	1	1,012.93	
DD37215.14	15/08/2017	Australian Super Administration	Payment	1		922.30
INV SUPER	15/08/2017	Australian Super Administration	Payroll Deduction	1	922.30	
DD37274.15	29/08/2017	Australian Super Administration	Payment	1		607.76
INV SUPER	29/08/2017	Australian Super Administration	Payroll Deduction	1	607.76	
		Australian Super Administration Total			2,542.99	2,542.99
EFT68533	14/08/2017	Australian Taxation Office	Payment	1		143,543.00
INV DEDUCTION	01/08/2017	Australian Taxation Office	Payroll Deduction		1,737.00	
INV DEDUCTION	01/08/2017	Australian Taxation Office	Payroll Deduction		141,541.00	
INV DEDUCTION	01/08/2017	Australian Taxation Office	Payroll Deduction		265.00	
EFT68586	18/08/2017	Australian Taxation Office	Payment	1		169,065.00
INV DEDUCTION	15/08/2017	Australian Taxation Office	Payroll Deduction		814.00	
INV DEDUCTION	15/08/2017	Australian Taxation Office	Payroll Deduction		8,215.00	
INV DEDUCTION	15/08/2017	Australian Taxation Office	Payroll Deduction		159,771.00	
INV DEDUCTION	15/08/2017	Australian Taxation Office	Payroll Deduction		265.00	
		Australian Taxation Office Total			312,608.00	312,608.00
DD37165.32	01/08/2017	AustralianSuper	Payment	1		5,593.75
INV DEDUCTION	01/08/2017	AustralianSuper	Payroll Deduction	1	139.29	
INV DEDUCTION	01/08/2017	AustralianSuper	Payroll Deduction	1	381.20	

Government (Financial Management) Regulations 1996
LIST OF PAYMENTS - Payment Details for the Month of August 2017

Pg3

INV DEDUCTION	01/08/2017	AustralianSuper	Payroll Deduction	1	213.90	
INV DEDUCTION	01/08/2017	AustralianSuper	Payroll Deduction	1	336.43	
INV DEDUCTION	01/08/2017	AustralianSuper	Payroll Deduction	1	92.53	
INV SUPER	01/08/2017	AustralianSuper	Payroll Deduction	1	4,248.41	
INV DEDUCTION	01/08/2017	AustralianSuper	Payroll Deduction	1	25.86	
INV DEDUCTION	01/08/2017	AustralianSuper	Payroll Deduction	1	156.13	
DD37215.31	15/08/2017	AustralianSuper	Payment	1		5,553.78
INV DEDUCTION	15/08/2017	AustralianSuper	Payroll Deduction	1	139.29	
INV DEDUCTION	15/08/2017	AustralianSuper	Payroll Deduction	1	389.58	
INV DEDUCTION	15/08/2017	AustralianSuper	Payroll Deduction	1	223.99	
INV DEDUCTION	15/08/2017	AustralianSuper	Payroll Deduction	1	304.06	
INV DEDUCTION	15/08/2017	AustralianSuper	Payroll Deduction	1	70.26	
INV SUPER	15/08/2017	AustralianSuper	Payroll Deduction	1	4,244.61	
INV DEDUCTION	15/08/2017	AustralianSuper	Payroll Deduction	1	25.86	
INV DEDUCTION	15/08/2017	AustralianSuper	Payroll Deduction	1	156.13	
DD37274.30	29/08/2017	AustralianSuper	Payment	1		5,470.20
INV DEDUCTION	29/08/2017	AustralianSuper	Payroll Deduction	1	139.29	
INV DEDUCTION	29/08/2017	AustralianSuper	Payroll Deduction	1	381.20	
INV DEDUCTION	29/08/2017	AustralianSuper	Payroll Deduction	1	213.90	
INV DEDUCTION	29/08/2017	AustralianSuper	Payroll Deduction	1	191.72	
INV DEDUCTION	29/08/2017	AustralianSuper	Payroll Deduction	1	97.68	
INV SUPER	29/08/2017	AustralianSuper	Payroll Deduction	1	4,264.42	
INV DEDUCTION	29/08/2017	AustralianSuper	Payroll Deduction	1	25.86	
INV DEDUCTION	29/08/2017	AustralianSuper	Payroll Deduction	1	156.13	
		AustralianSuper Total			16,617.73	16,617.73
EFT68768	31/08/2017	Aust-Weigh Pty Ltd	Payment	1		3,080.00
INV 9062	21/08/2017	Aust-Weigh Pty Ltd	Calibrate 2 x Indicators on 60Tonne Weighbridge at ToPH Landfill site	1	3,080.00	
		Aust-Weigh Pty Ltd Total			3,080.00	3,080.00
EFT68621	18/08/2017	Battery Sales & Service	Payment	1		185.90
INV 71518	08/08/2017	Battery Sales & Service	battery for tarping machine landfill	1	185.90	
EFT68709	25/08/2017	Battery Sales & Service	Payment	1		481.00
INV 71060	20/07/2017	Battery Sales & Service	Batteries	1	165.00	
INV 71229	28/07/2017	Battery Sales & Service	Batteries	1	316.00	
		Battery Sales & Service Total			666.90	666.90
EFT68673	25/08/2017	BC Lock & Key	Payment	1		74.80
INV 10501	04/07/2017	BC Lock & Key	5 keys cut for South Hedland Aquatic Centre as per quote 10501 including freight	1	74.80	
		BC Lock & Key Total			74.80	74.80
303590	10/08/2017	Ben McKay	Payment	3		50.00
INV T1491	10/08/2017	Ben McKay	Key Bond - Colin Matheson Pavilion - Kids Cooking Class 9/7/17 9-1pm	3	50.00	
		Ben McKay Total			50.00	50.00
EFT68528	08/08/2017	Bernard Creighton	Payment	1		150.00
INV 119	01/08/2017	Bernard Creighton	DJ Spinifex Spree - not GST registered	1	150.00	
		Bernard Creighton Total			150.00	150.00
EFT68728	25/08/2017	Bitutek Pty Ltd	Payment	1		3,729.00
INV 2980	14/07/2017	Bitutek Pty Ltd	Supply 3000L of CRS170/60@1.13 per litter and deliver to the Town Depot at Cajarina Street., The PO includes GST	1	3,729.00	
		Bitutek Pty Ltd Total			3,729.00	3,729.00
EFT68668	25/08/2017	BJ Young Earthmoving Pty Ltd	Payment	1		27,170.00
INV CF358	16/07/2017	BJ Young Earthmoving Pty Ltd	Supply and Delivery of Clean Fill to ToPH Landfill Site July 2017	1	27,170.00	
		BJ Young Earthmoving Pty Ltd Total			27,170.00	27,170.00
EFT68650	25/08/2017	Blackwoods - BBC	Payment	1		6,206.26
INV PHMX1528	12/07/2017	Blackwoods - BBC	Sealant Glass Clear	1	25.36	
INV PHMX3628	13/07/2017	Blackwoods - BBC	Uniforms and PPE	1	159.50	
INV PHMU6743	03/07/2017	Blackwoods - BBC	Gloves Cotton interlock	1	21.91	
INV PEMV0603	04/07/2017	Blackwoods - BBC	HD Doodlebug Pads - BBQ	1	217.80	
INV PHMV8902	06/07/2017	Blackwoods - BBC	Uniforms and PPE	1	9.68	
INV GSMU4925	04/07/2017	Blackwoods - BBC	Uniforms and PPE	1	223.94	

Government (Financial Management) Regulations 1996
LIST OF PAYMENTS - Payment Details for the Month of August 2017

Pg4

INV GSMT6399	04/07/2017	Blackwoods - BBC	Uniforms and PPE	1	264.69	
INV PHMU6727	05/07/2017	Blackwoods - BBC	Uniforms and PPE	1	116.01	
INV 173707	13/07/2017	Blackwoods - BBC	Uniforms and PPE	1	-	5.28
INV PHMY9733	20/07/2017	Blackwoods - BBC	Parts and supplies	1		37.51
INV PHMY9127	21/07/2017	Blackwoods - BBC	Airwick Aerosol Frangipani/Mango 237gm - Rubbish trucks	1		39.34
INV PHMZ0058	21/07/2017	Blackwoods - BBC	Uniforms and PPE	1		161.60
INV GSMY0586	21/07/2017	Blackwoods - BBC	Uniforms and PPE	1		112.50
INV PHMV1853	17/07/2017	Blackwoods - BBC	Uniforms and PPE	1		87.09
INV PHMX5305	17/07/2017	Blackwoods - BBC	Uniforms and PPE	1		148.50
INV PHMX7270	20/07/2017	Blackwoods - BBC	Uniforms and PPE	1		78.43
INV PHMZ0229	21/07/2017	Blackwoods - BBC	Sqwincher Sqweeze Frozen 10pk - PPE, Sqwincher Quik-Stiks mixed pack (50) - PPE	1		565.25
INV PEMZ0231	20/07/2017	Blackwoods - BBC	Sqwincher Sqweeze Pops Tanger Orange 10pk - PPE	1		173.98
INV PEMZ0230	20/07/2017	Blackwoods - BBC	Sqwincher Sqweeze Pops Fruit punch 10pk - PPE	1		173.98
INV PHMY0473	19/07/2017	Blackwoods - BBC	HD hand cleaner Eucalyptus 500ml	1		74.80
INV PHMX9546	19/07/2017	Blackwoods - BBC	Safety Glasses Bolle rush plus Smoke lens, Sunscreen 30 & Bodyguard insect repellent 125ml, Net Mozzie + Fly Veil head, Tape 'Caution do not enter', 75mmx50mt Yel/White, Tape 'Danger do not enter', 75mmx50mt Red/White	1		925.64
INV PEMX9547	17/07/2017	Blackwoods - BBC	Safety Glasses Bolle rush plus Smoke lens	1		76.78
INV PHMY9177	21/07/2017	Blackwoods - BBC	Airwick Aerosol Citris 237gm - Rubbish trucks	1		39.34
INV PHNB0070	28/07/2017	Blackwoods - BBC	Tool Leatherman Surge/Leather sheath - Works	1		286.39
INV PEMZ4507	24/07/2017	Blackwoods - BBC	Mirror Convex X600 Stand outdoor - Koombana area - South	1		651.20
INV GSMY7840	25/07/2017	Blackwoods - BBC	Uniforms and PPE	1		123.55
INV PHMY7839	27/07/2017	Blackwoods - BBC	Uniforms and PPE	1		181.70
INV PHMZ7319	26/07/2017	Blackwoods - BBC	Degreaser HD Triple7 20lt - BBQs	1		84.00
INV PHMY8112	27/07/2017	Blackwoods - BBC	Uniforms and PPE	1		131.82
INV PHMZ0203	27/07/2017	Blackwoods - BBC	Uniforms and PPE	1		66.36
INV PHMZ0167	27/07/2017	Blackwoods - BBC	Uniforms and PPE	1		224.42
INV PHMW1539	12/07/2017	Blackwoods - BBC	Graffiti Cleaner Purasolve GRG aerosol 400gm, H/Duty Cleaner Actiresist 20Lt - Washbay	1		728.47
EFT68745	31/08/2017	Blackwoods - BBC	Payment	1		61.89
INV PHNA3130	26/07/2017	Blackwoods - BBC	Parts and small tools	1		61.89
Blackwoods - BBC Total					6,268.15	6,268.15
DD37165.26	01/08/2017	BT Lifetime Super - Employer Plan (Retirement Wrap)	Payment	1		192.46
INV SUPER	01/08/2017	BT Lifetime Super - Employer Plan (Retirement Wrap)	Payroll Deduction	1		192.46
DD37215.26	15/08/2017	BT Lifetime Super - Employer Plan (Retirement Wrap)	Payment	1		47.03
INV SUPER	15/08/2017	BT Lifetime Super - Employer Plan (Retirement Wrap)	Payroll Deduction	1		47.03
DD37274.25	29/08/2017	BT Lifetime Super - Employer Plan (Retirement Wrap)	Payment	1		3.62
INV SUPER	29/08/2017	BT Lifetime Super - Employer Plan (Retirement Wrap)	Payroll Deduction	1		3.62
BT Lifetime Super - Employer Plan (Retirement Wrap) Total					243.11	243.11
DD37165.4	01/08/2017	BT SUPER FOR LIFE (Retirement Wrap)	Payment	1		2,813.03
INV SUPER	01/08/2017	BT SUPER FOR LIFE (Retirement Wrap)	Payroll Deduction	1	2,256.77	
INV DEDUCTION	01/08/2017	BT SUPER FOR LIFE (Retirement Wrap)	Payroll Deduction	1	527.32	
INV DEDUCTION	01/08/2017	BT SUPER FOR LIFE (Retirement Wrap)	Payroll Deduction	1	28.94	
DD37215.4	15/08/2017	BT SUPER FOR LIFE (Retirement Wrap)	Payment	1		2,828.84
INV SUPER	15/08/2017	BT SUPER FOR LIFE (Retirement Wrap)	Payroll Deduction	1	2,269.37	
INV DEDUCTION	15/08/2017	BT SUPER FOR LIFE (Retirement Wrap)	Payroll Deduction	1	527.32	
INV DEDUCTION	15/08/2017	BT SUPER FOR LIFE (Retirement Wrap)	Payroll Deduction	1	32.15	
DD37274.4	29/08/2017	BT SUPER FOR LIFE (Retirement Wrap)	Payment	1		2,791.91
INV SUPER	29/08/2017	BT SUPER FOR LIFE (Retirement Wrap)	Payroll Deduction	1	2,235.65	
INV DEDUCTION	29/08/2017	BT SUPER FOR LIFE (Retirement Wrap)	Payroll Deduction	1	527.32	
INV DEDUCTION	29/08/2017	BT SUPER FOR LIFE (Retirement Wrap)	Payroll Deduction	1	28.94	

Government (Financial Management) Regulations 1996
LIST OF PAYMENTS - Payment Details for the Month of August 2017

Pg5

		BT SUPER FOR LIFE (Retirement Wrap) Total			8,433.78	8,433.78
EFT68649	25/08/2017	Bucher Municipal	Payment	1		2,782.12
INV 868196	31/07/2017	Bucher Municipal	Screen vibrator. vt, hose - main nozzle vt	1	1,854.27	
INV 868174	31/07/2017	Bucher Municipal	Sound Insulation Panel	1	927.85	
		Bucher Municipal Total			2,782.12	2,782.12
EFT68543	14/08/2017	Buena Vista International (Australia) t/a The Walt Disney Company P/L	Payment	1		318.00
INV 10198948	27/07/2017	Buena Vista International (Australia) t/a The Walt Disney Company P/L	Screening of Pirates of the Caribbean: Dead men tell no tales	1	318.00	
EFT68761	31/08/2017	Buena Vista International (Australia) t/a The Walt Disney Company P/L	Payment	1		1,449.21
INV 10198281	11/07/2017	Buena Vista International (Australia) t/a The Walt Disney Company P/L	July 1st 2017 - Junes 30th 2018, Estimated on \$330 a movie x 2 a month Pirates of the Caribbean 23.06.17	1	921.21	
INV 10199827	03/08/2017	Buena Vista International (Australia) t/a The Walt Disney Company P/L	July 1st 2017 - Junes 30th 2018, Estimated on \$330 a movie x 2 a month Cars 3 23.07.17	1	528.00	
		Buena Vista International (Australia) t/a The Walt Disney Company P/L Total			1,767.21	1,767.21
EFT68729	25/08/2017	Bunzl Brands & Operations Pty Limited	Payment	1		3,576.22
INV 2289548	19/07/2017	Bunzl Brands & Operations Pty Limited	Frontier Leather Glove , L - 12pk x 6, XL - 12pk x 6, 2XL - 12pk x 6, Contego Glove HiVis - 2XL	1	1,378.56	
INV 2287440	24/07/2017	Bunzl Brands & Operations Pty Limited	Frontier Glove - Nitril foam touch - 12pk, Sml x 6pk, Med x 8 pk, L x 8pk, 2XL x 8pk, , , Contego Glove 12pk, Med x 3pk, XL x 8pk, Safety Glasses Mack	1	2,197.66	
		Bunzl Brands & Operations Pty Limited Total			3,576.22	3,576.22
EFT68564	14/08/2017	C.C.A Productions	Payment	1		462.00
INV 3646	04/08/2017	C.C.A Productions	Items for Spinifex Spree 2017, 1 x SM 91, 1 x Beta 52, 3 x SENN E914, 2 x SENN E906, 3 x BETA 58, 4 x SENN E604, Events charge,	1	462.00	
		C.C.A Productions Total			462.00	462.00
EFT68492	08/08/2017	Cabcharge Australia Limited	Payment	1		1,388.29
INV 25051381P1707	17/07/2017	Cabcharge Australia Limited	Cabcharges for June 2017	1	1,388.29	
		Cabcharge Australia Limited Total			1,388.29	1,388.29
EFT68485	08/08/2017	Cannon Hygiene	Payment	1		717.02
INV 76812	24/06/2017	Cannon Hygiene	Sanitary bin servicing - Monthly (Nov 2016 - June 2017) Ce	1	717.02	
EFT68605	18/08/2017	Cannon Hygiene	Payment	1		717.02
INV 78231	09/08/2017	Cannon Hygiene	Sanitary Bin Services July 2017 Various Facilities and Buildings	1	717.02	
		Cannon Hygiene Total			1,434.04	1,434.04
EFT68676	25/08/2017	CARE FOR HEDLAND ENVIRONMENTAL ASSOCIATION	Payment	1		140.00
INV 335	31/07/2017	CARE FOR HEDLAND ENVIRONMENTAL ASSOCIATION	Payments for Cash for Trash at \$5 per bag	1	55.00	
INV 334	31/07/2017	CARE FOR HEDLAND ENVIRONMENTAL ASSOCIATION	Payments for Cash for Trash at \$5 per bag	1	85.00	
		CARE FOR HEDLAND ENVIRONMENTAL ASSOCIATION Total			140.00	140.00
DD37274.9	29/08/2017	CARE SUPER	Payment	1		2,091.88
INV SUPER	29/08/2017	CARE SUPER	Payroll Deduction	1	1,630.36	
INV DEDUCTION	29/08/2017	CARE SUPER	Payroll Deduction	1	338.73	
INV DEDUCTION	29/08/2017	CARE SUPER	Payroll Deduction	1	122.79	
DD37165.10	01/08/2017	CARE SUPER	Payment	1		2,091.88
INV SUPER	01/08/2017	CARE SUPER	Payroll Deduction	1	1,630.36	
INV DEDUCTION	01/08/2017	CARE SUPER	Payroll Deduction	1	338.73	
INV DEDUCTION	01/08/2017	CARE SUPER	Payroll Deduction	1	122.79	
DD37215.10	15/08/2017	CARE SUPER	Payment	1		2,091.88
INV SUPER	15/08/2017	CARE SUPER	Payroll Deduction	1	1,630.36	
INV DEDUCTION	15/08/2017	CARE SUPER	Payroll Deduction	1	338.73	
INV DEDUCTION	15/08/2017	CARE SUPER	Payroll Deduction	1	122.79	
		CARE SUPER Total			6,275.64	6,275.64
EFT68693	25/08/2017	Carly Thompson	Payment	1		233.00

Government (Financial Management) Regulations 1996
LIST OF PAYMENTS - Payment Details for the Month of August 2017

Pg6

INV 210817	21/08/2017	Carly Thompson	fuel expense reimbursement for relocation	1	233.00	
		Carly Thompson Total			233.00	233.00
EFT68602	18/08/2017	Cassia Primary School P & C Assoc.	Payment	1		766.00
INV 150817	15/08/2017	Cassia Primary School P & C Assoc.	Community Support Grant - Cassia Primary School c/o Cassia Primary School p&C Association Support for the End of Year - Presentation and Concert Evening to be held on 05 December 2017	1	766.00	
		Cassia Primary School P & C Assoc. Total			766.00	766.00
EFT68617	18/08/2017	Cate Taylor	Payment	1		439.82
INV 110817	11/08/2017	Cate Taylor	Reimbursement for gifts for Length of Service	1	439.82	
		Cate Taylor Total			439.82	439.82
DD37165.7	01/08/2017	CATHOLIC SUPER (My Life My Money)	Payment	1		418.11
INV SUPER	01/08/2017	CATHOLIC SUPER (My Life My Money)	Payroll Deduction	1	418.11	
DD37215.7	15/08/2017	CATHOLIC SUPER (My Life My Money)	Payment	1		418.11
INV SUPER	15/08/2017	CATHOLIC SUPER (My Life My Money)	Payroll Deduction	1	418.11	
DD37274.7	29/08/2017	CATHOLIC SUPER (My Life My Money)	Payment	1		418.11
INV SUPER	29/08/2017	CATHOLIC SUPER (My Life My Money)	Payroll Deduction	1	418.11	
		CATHOLIC SUPER (My Life My Money) Total			1,254.33	1,254.33
DD37165.3	01/08/2017	CBUS	Payment	1		3,112.91
INV SUPER	01/08/2017	CBUS	Payroll Deduction	1	2,507.68	
INV DEDUCTION	01/08/2017	CBUS	Payroll Deduction	1	475.00	
INV DEDUCTION	01/08/2017	CBUS	Payroll Deduction	1	130.23	
DD37215.3	15/08/2017	CBUS	Payment	1		3,112.91
INV SUPER	15/08/2017	CBUS	Payroll Deduction	1	2,507.68	
INV DEDUCTION	15/08/2017	CBUS	Payroll Deduction	1	475.00	
INV DEDUCTION	15/08/2017	CBUS	Payroll Deduction	1	130.23	
DD37274.3	29/08/2017	CBUS	Payment	1		3,112.91
INV SUPER	29/08/2017	CBUS	Payroll Deduction	1	2,507.68	
INV DEDUCTION	29/08/2017	CBUS	Payroll Deduction	1	475.00	
INV DEDUCTION	29/08/2017	CBUS	Payroll Deduction	1	130.23	
		CBUS Total			9,338.73	9,338.73
EFT68540	14/08/2017	CHILD SUPPORT AGENCY	Payment	1		1,916.59
INV DEDUCTION	01/08/2017	CHILD SUPPORT AGENCY	Payroll Deduction		1,916.59	
EFT68595	18/08/2017	CHILD SUPPORT AGENCY	Payment	1		1,952.16
INV DEDUCTION	15/08/2017	CHILD SUPPORT AGENCY	Payroll Deduction		1,952.16	
		CHILD SUPPORT AGENCY Total			3,868.75	3,868.75
EFT68516	08/08/2017	Christine Biesgen	Payment	1		41.28
INV 010817	01/08/2017	Christine Biesgen	Fruits for Bullshift training on 28/07/17, Parking Fee at airport to pick up Training Facilitator 28/07/17	1	41.28	
		Christine Biesgen Total			41.28	41.28
EFT68474	08/08/2017	City Of Karratha	Payment	1		1,892.00
INV 105929	14/07/2017	City Of Karratha	Certificate of design Compliance for 2017 and Consultation Services	1	1,892.00	
		City Of Karratha Total			1,892.00	1,892.00
EFT68645	25/08/2017	CJD Equipment Pty Ltd	Payment	1		905.44
INV 1550857	18/07/2017	CJD Equipment Pty Ltd	Brake switch, Switch	1	89.02	
INV 1551246	19/07/2017	CJD Equipment Pty Ltd	20l pg platinum coolant	1	266.51	
INV 1556252	31/07/2017	CJD Equipment Pty Ltd	Air filter cartridge, sealing rubber door, lube filter, freight charge	1	549.91	
		CJD Equipment Pty Ltd Total			905.44	905.44
EFT68607	18/08/2017	Clark Equipment	Payment	1		7,627.86
INV 8159216	20/07/2017	Clark Equipment	Air element, air filter, filter- air con, filter- air con	1	315.32	
INV 8159217	20/07/2017	Clark Equipment	Air element, air filter, filter- air con, filter- air con	1	7,312.54	
EFT68686	25/08/2017	Clark Equipment	Payment	1		2,015.10
INV 8159928	01/08/2017	Clark Equipment	Seal Kit and parts and supplies	1	2,015.10	
EFT68774	31/08/2017	Clark Equipment	Payment	1		221.17
INV 8160116	04/08/2017	Clark Equipment	Blade wiper, arm wiper, arm wiper	1	221.17	
		Clark Equipment Total			9,864.13	9,864.13
EFT68691	25/08/2017	Cleanaway Pty Ltd	Payment	1		396.44
INV 18670793	31/07/2017	Cleanaway Pty Ltd	Service skip bin in Depot	1	396.44	
		Cleanaway Pty Ltd Total			396.44	396.44

Government (Financial Management) Regulations 1996
LIST OF PAYMENTS - Payment Details for the Month of August 2017

Pg7

EFT68465	08/08/2017	Coates Hire Operations Pty Ltd	Payment	1		443.39
INV 16263398	07/07/2017	Coates Hire Operations Pty Ltd	Hire of 1 Pedestrian Roller as per Quote 759385	1	443.39	
EFT68644	25/08/2017	Coates Hire Operations Pty Ltd	Payment	1		665.90
INV 16345917	31/07/2017	Coates Hire Operations Pty Ltd	Supply of scissor lift for 3 days 13/6/17 - 16/6/17 including trailer hire. Replace ceiling at the centre after roof repairs complete	1	219.96	
INV 16345918	31/07/2017	Coates Hire Operations Pty Ltd	Spinifex Spree 2017, 20 x Trakmats to cover horse track	1	363.44	
INV 16345919	31/07/2017	Coates Hire Operations Pty Ltd	Portable shower unit for Spinifex Spree, *Rate includes \$200 ex GST cleaning fee which may not be charged*	1	82.50	
EFT68740	31/08/2017	Coates Hire Operations Pty Ltd	Payment	1		33.00
INV 16363225	08/08/2017	Coates Hire Operations Pty Ltd	Portable shower unit for Spinifex Spree, *Rate includes \$200 ex GST cleaning fee which may not be charged*	1	33.00	
		Coates Hire Operations Pty Ltd Total			1,142.29	1,142.29
EFT68689	25/08/2017	Coca-Cola Amatil (Aust) Pty Ltd - JD Hardie Centre Account	Payment	1		464.80
INV 215232141	07/07/2017	Coca-Cola Amatil (Aust) Pty Ltd - JD Hardie Centre Account	drinks for kiosk, drinks for kiosk	1	464.80	
		Coca-Cola Amatil (Aust) Pty Ltd - JD Hardie Centre Account Total			464.80	464.80
EFT68641	18/08/2017	Cold Jet Australia Pty Ltd	Payment	1		1,507.00
INV CS170718	18/07/2017	Cold Jet Australia Pty Ltd	Dry Ice Slice Maker for Mosquito Monitoring as per quote CS170518	1	1,507.00	
		Cold Jet Australia Pty Ltd Total			1,507.00	1,507.00
DD37165.29	01/08/2017	Colonial First State	Payment	1		965.90
INV SUPER	01/08/2017	Colonial First State	Payroll Deduction	1	863.31	
INV DEDUCTION	01/08/2017	Colonial First State	Payroll Deduction	1	102.59	
DD37215.29	15/08/2017	Colonial First State	Payment	1		1,103.82
INV SUPER	15/08/2017	Colonial First State	Payroll Deduction	1	967.68	
INV DEDUCTION	15/08/2017	Colonial First State	Payroll Deduction	1	136.14	
DD37274.28	29/08/2017	Colonial First State	Payment	1		1,048.93
INV SUPER	29/08/2017	Colonial First State	Payroll Deduction	1	926.14	
INV DEDUCTION	29/08/2017	Colonial First State	Payroll Deduction	1	122.79	
		Colonial First State Total			3,118.65	3,118.65
EFT68483	08/08/2017	Compass (Australia) Catering & Services Pty Ltd ESS Compass Group	Payment	1		171.26
INV 200604-152529	21/06/2017	Compass (Australia) Catering & Services Pty Ltd ESS Compass Group	Accomodation	1	171.26	
		Compass (Australia) Catering & Services Pty Ltd ESS Compass Group Total			171.26	171.26
EFT68780	31/08/2017	Complete Hire & Sales Pty Ltd t/as Complete Portables	Payment	1		5,727.05
INV 83961	31/07/2017	Complete Hire & Sales Pty Ltd t/as Complete Portables	As per the Scope of Works Schedule for 2015/2016, 1. Marapikurrinya Park including Richardson St Medians \$14,247, 2. Yikara Park including Dowding Way verges Koombana Park \$36,916, 5. Baler Primary School Cassia Primary School Primary School \$29,619, 9. Reccomended Spare Supply also the following attached standards and Conditions:, -AS4910 Part A Annexure General Conditions of Contract for the Supply of Equipment with installation, -AS3000 Electrical Installation, -Plumbing Regulations 2008, Hire Cost - Toilet (M,F,UA), Hire Cost - Steps, Hire Cost - Concrete Blocks, Hire Cost - Carpet	1	5,727.05	
		Complete Hire & Sales Pty Ltd t/as Complete Portables Total			5,727.05	5,727.05
EFT68554	14/08/2017	Comscentre Pty Ltd	Payment	1		23,911.78
INV 1040814	06/07/2017	Comscentre Pty Ltd	Comscentre call charges 07 2017 Service and Equipment 07 2017	1	23,911.78	
		Comscentre Pty Ltd Total			23,911.78	23,911.78
DD37165.22	01/08/2017	Concept One the Industry Superannuation Fund	Payment	1		324.14

Government (Financial Management) Regulations 1996
LIST OF PAYMENTS - Payment Details for the Month of August 2017

Pg8

INV SUPER	01/08/2017	Concept One the Industry Superannuation Fund	Payroll Deduction	1	324.14	
DD37215.21	15/08/2017	Concept One the Industry Superannuation Fund	Payment	1		324.14
INV SUPER	15/08/2017	Concept One the Industry Superannuation Fund	Payroll Deduction	1	324.14	
DD37274.20	29/08/2017	Concept One the Industry Superannuation Fund	Payment	1		324.14
INV SUPER	29/08/2017	Concept One the Industry Superannuation Fund	Payroll Deduction	1	324.14	
		Concept One the Industry Superannuation Fund Total			972.42	972.42
EFT68611	18/08/2017	Cr David Hooper	Payment	1		2,644.00
INV 150817	15/08/2017	Cr David Hooper	Elected Member Allowance Attendance 0817, Elected Member Allowance IT 0817	1	2,644.00	
		Cr David Hooper Total			2,644.00	2,644.00
EFT68539	14/08/2017	Cr Jan Gillingham	Payment	1		158.55
INV 110817	11/08/2017	Cr Jan Gillingham	Incidentals for Cr Gillingham while in Perth attending WALGA week conference from 2-4 August 2017,	1	158.55	
EFT68593	18/08/2017	Cr Jan Gillingham	Payment	1		2,644.00
INV 150817	15/08/2017	Cr Jan Gillingham	Elected Member Allowance Attendance 0817,		2,352.33	
INV 150817	15/08/2017	Cr Jan Gillingham	Elected Member Allowance IT 0817		291.67	
		Cr Jan Gillingham Total			2,802.55	2,802.55
EFT68559	14/08/2017	Cr Julie Arif	Payment	1		158.55
INV 110817	11/08/2017	Cr Julie Arif	Incidentals for Cr Arif while in Perth attending WALGA week conference from 2-4 August 2017,	1	158.55	
EFT68615	18/08/2017	Cr Julie Arif	Payment	1		2,644.00
INV 150817	15/08/2017	Cr Julie Arif	Elected Member Allowance Attendance 0817, Elected Member Allowance IT 0817	1	2,644.00	
		Cr Julie Arif Total			2,802.55	2,802.55
EFT68635	18/08/2017	Cr Lincoln Tavo	Payment	1		2,644.00
INV 150817	15/08/2017	Cr Lincoln Tavo	Elected Member Allowance Attendance 0817, Elected Member Allowance IT 0817		2,644.00	
		Cr Lincoln Tavo Total			2,644.00	2,644.00
EFT68568	14/08/2017	Cr Louise Newbery	Payment	1		158.55
INV 110817	11/08/2017	Cr Louise Newbery	Incidentals for Cr Newbery while in Perth attending WALGA week conferece from 2-4 August 2017	1	158.55	
EFT68633	18/08/2017	Cr Louise Newbery	Payment	1		2,644.00
INV 150817	15/08/2017	Cr Louise Newbery	Elected Member Allowance Attendance 0817, Elected Member Allowance IT 0817		2,644.00	
		Cr Louise Newbery Total			2,802.55	2,802.55
EFT68567	14/08/2017	Cr Richard Whitwell	Payment	1		158.55
INV 110817	11/08/2017	Cr Richard Whitwell	Incidentals for Cr Whitwell while in Perth attending WALGA week conference from 2-4 August 2017	1	158.55	
EFT68632	18/08/2017	Cr Richard Whitwell	Payment	1		2,644.00
INV 150817	15/08/2017	Cr Richard Whitwell	Elected Member Allowance Attendance 0817		2,644.00	
		Cr Richard Whitwell Total			2,802.55	2,802.55
EFT68623	18/08/2017	Cr Troy Melville	Payment	1		4,310.17
INV 150817	15/08/2017	Cr Troy Melville	Deputy Mayor Allowance 0817, Elected Member Allowance Attendance 0817, Elected Member Allowance IT 0817	1	4,310.17	
		Cr Troy Melville Total			4,310.17	4,310.17
EFT68576	14/08/2017	David Pentz	Payment	1		327.80
INV 110817	11/08/2017	David Pentz	Incidentals for the CEO while in Perth attending Ministerial & Stakeholder meetings in perth on 31 July & 1 August 2017 & WALGA week convention from 2-4 August 2017	1	327.80	
		David Pentz Total			327.80	327.80
EFT68777	31/08/2017	De Grey Civil Pty Ltd	Payment	1		365,977.06
INV 1004	31/07/2017	De Grey Civil Pty Ltd	RFQ 2017-05 Landfill Minor Infrastructure and Tip Shop Project Stage 1 as per revised scope of works.	1	365,977.06	
		De Grey Civil Pty Ltd Total			365,977.06	365,977.06
24655	25/08/2017	Department Of Mines And Petroleum	Payment	1		404.00
INV DGS014383/0817	11/07/2017	Department Of Mines And Petroleum	Annual fee for 29/08/17 to 28/08/18 Gratwick Aquatic Centre	1	202.00	
INV DGS014385/0817	13/07/2017	Department Of Mines And Petroleum	Annual licence fee dangerous goods - South Hedland Aquatic Centre	1	202.00	
24656	31/08/2017	Department Of Mines And Petroleum	Payment	1		202.00
INV DGS021484/17	16/08/2017	Department Of Mines And Petroleum	Marquee park Lot 6177 Cottier Dr Annual License Fee	1	202.00	
		Department Of Mines And Petroleum Total			606.00	606.00
EFT68499	08/08/2017	Department of Transport	Payment	1		23.10

Government (Financial Management) Regulations 1996
LIST OF PAYMENTS - Payment Details for the Month of August 2017

Pg9

INV 407849	07/07/2017	Department of Transport Department of Transport Total	Vehicle Search Fees,	1	23.10 23.10	23.10
EFT68620	18/08/2017	DFP Recruitment Services	Payment	1		903.83
INV 304484	31/07/2017	DFP Recruitment Services	Labour Hire Finance - 15.2 hours per week WE 27.07.17	1	903.83	
EFT68707	25/08/2017	DFP Recruitment Services	Payment	1		225.95
INV 305205	06/08/2017	DFP Recruitment Services	Labour Hire Finance - 15.2 hours per week	1	225.95	
EFT68784	31/08/2017	DFP Recruitment Services	Payment	1		903.83
INV 305857	20/08/2017	DFP Recruitment Services	Labour Hire Finance - 15.2 hours per week	1	- 516.47	
INV 304599	30/07/2017	DFP Recruitment Services DFP Recruitment Services Total	Labour Finance - 15.2 hours per week WE 23.07.17	1	1,420.30 2,033.61	2,033.61
EFT68738	25/08/2017	Downer EDI Engineering Pty Ltd	Payment	1		4,332.31
INV FM18G00422	23/08/2017	Downer EDI Engineering Pty Ltd Downer EDI Engineering Pty Ltd Total	Koolama Cres - relocate Telstra underground lead away from transformer	1	4,332.31 4,332.31	4,332.31
EFT68658	25/08/2017	Dulux	Payment	1		35.56
INV 469158137	20/07/2017	Dulux Dulux Total	Painting supplies	1	35.56 35.56	35.56
EFT68469	08/08/2017	E & MJ Rosher Pty Ltd	Payment	1		33,180.70
INV 1313255	10/07/2017	E & MJ Rosher Pty Ltd	Major swift roller mower, model mj70-410, freight from brisbane to kenwick, freight from kenwick to port hedland	1	32,483.00	
INV 1104973	12/06/2017	E & MJ Rosher Pty Ltd	Inner air element, outer air element, eng oil filter	1	697.70	
EFT68531	14/08/2017	E & MJ Rosher Pty Ltd	Payment	1		2,185.50
INV 1105616	17/07/2017	E & MJ Rosher Pty Ltd	Seal kit	1	790.25	
INV 1105634	18/07/2017	E & MJ Rosher Pty Ltd	Mower blades, mower blades, bolt/nut/washer set	1	1,395.25	
EFT68583	18/08/2017	E & MJ Rosher Pty Ltd	Payment	1		1,303.65
INV 1105751	24/07/2017	E & MJ Rosher Pty Ltd E & MJ Rosher Pty Ltd Total	Starter assembly	1	1,303.65 36,669.85	36,669.85
EFT68782	31/08/2017	Edge Digital Technology Pty Ltd	Payment	1		558.99
INV 6/068656	14/07/2017	Edge Digital Technology Pty Ltd Edge Digital Technology Pty Ltd Total	Digital Projection Systems Cinema Service Contract for Matt Dann Theatre & Cinema (1st July 2017 - 31st March 2018) 1x Screen July 2017	1	558.99 558.99	558.99
EFT68562	14/08/2017	Elise Batchelor	Payment	1		1,500.00
INV 75	08/08/2017	Elise Batchelor Elise Batchelor Total	Spinifex Spree 2017 , MC Fees (Elise Batchelor) \$1.500	1	1,500.00 1,500.00	1,500.00
EFT68523	08/08/2017	Enchanted Characters	Payment	1		5,038.00
INV 317	02/07/2017	Enchanted Characters Enchanted Characters Total	Provision of roving entertainment at Spinifex Spree 2017 including stiltwalking, bubble blowing and	1	5,038.00 5,038.00	5,038.00
EFT68787	31/08/2017	Entertainment One Hopscotch Pty Ltd	Payment	1		352.00
INV 1076816	11/08/2017	Entertainment One Hopscotch Pty Ltd Entertainment One Hopscotch Pty Ltd Total	July 1st 2017 - June 30 2018, Estimated on \$330 a movie x 2 a month The Promise 20.07.17 - 20.07.17	1	352.00 352.00	352.00
EFT68627	18/08/2017	Environmental Health Australia (WA) Inc	Payment	1		350.00
INV 2794	11/08/2017	Environmental Health Australia (WA) Inc Environmental Health Australia (WA) Inc Total	Registration for 71st WA State EHA Conference 31/8/17-1/9/17 - Environmental Health Officer	1	350.00 350.00	350.00
DD37165.11	01/08/2017	Equipsuper	Payment	1		839.17
INV SUPER	01/08/2017	Equipsuper	Payroll Deduction	1	735.75	
INV DEDUCTION	01/08/2017	Equipsuper	Payroll Deduction	1	103.42	
DD37215.11	15/08/2017	Equipsuper	Payment	1		839.18
INV SUPER	15/08/2017	Equipsuper	Payroll Deduction	1	735.76	
INV DEDUCTION	15/08/2017	Equipsuper	Payroll Deduction	1	103.42	
DD37274.10	29/08/2017	Equipsuper	Payment	1		839.17
INV SUPER	29/08/2017	Equipsuper	Payroll Deduction	1	735.75	
INV DEDUCTION	29/08/2017	Equipsuper Equipsuper Total	Payroll Deduction	1	103.42 2,517.52	2,517.52
EFT68628	18/08/2017	Far Northwest Electrical Contractors	Payment	1		3,641.00
INV 734	01/08/2017	Far Northwest Electrical Contractors	Gratwick Aquatic Centre - Upgrade opf disabled WC Alarm system to ensure full compliance of emergency alarm	1	2,684.00	
INV 731	01/08/2017	Far Northwest Electrical Contractors	Upgrade/ replace existing lighting with LED lights in display cabinets Courthouse Gallery	1	957.00	
EFT68792	31/08/2017	Far Northwest Electrical Contractors	Payment	1		9,865.90
INV 732	01/08/2017	Far Northwest Electrical Contractors	Repairs to replace lids to ground electrical boxes at South Hedland Aquatic Centre in preparation for pool opening	1	145.20	

Government (Financial Management) Regulations 1996
LIST OF PAYMENTS - Payment Details for the Month of August 2017

Pg10

INV 737	01/08/2017	Far Northwest Electrical Contractors	Electrical repairs/maintenance at 8/52 Morgans: replace 5 external lights, 1 sensor, 2 smoke detectors	1	1,152.80	
INV 735	01/08/2017	Far Northwest Electrical Contractors	Replacement of broken car park lights x 2 - Gratwick Aquatic Centre	1	1,720.40	
INV 741	02/08/2017	Far Northwest Electrical Contractors	Repairs to lights in crib room - change out of 4 x 2 x 36W fluro fittings with 4 x LED battens	1	598.40	
INV 739	01/08/2017	Far Northwest Electrical Contractors	Replacement of HRC fuse lights and 2 new fittings - South Hedland Library	1	655.60	
INV 738	01/08/2017	Far Northwest Electrical Contractors	Repairs to lights flickering in Civic Centre- near CEO office- replacement of lamps and starters	1	159.50	
INV 733	01/08/2017	Far Northwest Electrical Contractors	Repair issues with TV aerial and antenna lead - 32 Moseley	1	145.20	
INV 736	01/08/2017	Far Northwest Electrical Contractors	Installation of lighting at childrens pool at Gratwick Aquatic Centre as per Quote Ref T684	1	5,288.80	
		Far Northwest Electrical Contractors Total			13,506.90	13,506.90
DD37165.21	01/08/2017	First State Super	Payment	1		1,206.45
INV SUPER	01/08/2017	First State Super	Payroll Deduction	1	921.43	
INV DEDUCTION	01/08/2017	First State Super	Payroll Deduction	1	131.48	
INV DEDUCTION	01/08/2017	First State Super	Payroll Deduction	1	153.54	
DD37215.20	15/08/2017	First State Super	Payment	1		1,206.45
INV SUPER	15/08/2017	First State Super	Payroll Deduction	1	921.43	
INV DEDUCTION	15/08/2017	First State Super	Payroll Deduction	1	131.48	
INV DEDUCTION	15/08/2017	First State Super	Payroll Deduction	1	153.54	
DD37274.19	29/08/2017	First State Super	Payment	1		1,206.45
INV SUPER	29/08/2017	First State Super	Payroll Deduction	1	921.43	
INV DEDUCTION	29/08/2017	First State Super	Payroll Deduction	1	131.48	
INV DEDUCTION	29/08/2017	First State Super	Payroll Deduction	1	153.54	
		First State Super Total			3,619.35	3,619.35
EFT68565	14/08/2017	Fleetwood Pty Ltd (Osprey Village)	Payment	1		1,650.00
INV 4194	08/08/2017	Fleetwood Pty Ltd (Osprey Village)	Rent Osprey 26.07.17- 16.08.17 SG	1	750.00	
INV 4193	09/08/2017	Fleetwood Pty Ltd (Osprey Village)	Rent Osprey 26.07.17 - 16.08.17 AH	1	900.00	
EFT68631	18/08/2017	Fleetwood Pty Ltd (Osprey Village)	Payment	1		2,850.00
INV 4168	15/08/2017	Fleetwood Pty Ltd (Osprey Village)	Rent Osprey 12.07.17 - 23.07.17 - HM	1	1,500.00	
INV 4800	15/08/2017	Fleetwood Pty Ltd (Osprey Village)	Rent Osprey 163.08.17 - 06.09.17 SG	1	750.00	
INV 4801	15/08/2017	Fleetwood Pty Ltd (Osprey Village)	Rent Osprey Ah 16.08.17 - 06.09.17 AH	1	600.00	
		Fleetwood Pty Ltd (Osprey Village) Total			4,500.00	4,500.00
EFT68479	08/08/2017	GALAXY PROMOTIONS	Payment	1		2,915.00
INV 160177	21/07/2017	GALAXY PROMOTIONS	July 2017- West End Movies , 21st of July at Art Gallery Gardens	1	1,300.00	
INV 160204	03/08/2017	GALAXY PROMOTIONS	5 x tables and 30x Chairs for Staff function on Friday 28 July 2017	1	225.00	
INV 160199	30/07/2017	GALAXY PROMOTIONS	2x1 Stage Panel w/legs, 1x1 Stage Panel w/legs, Stage Steps, Stage drape, Crowd Barrier, Delivery/pickup	1	1,140.00	
INV 160203	03/08/2017	GALAXY PROMOTIONS	Delivery (28th - 7th), Pick Up (30th - 7th)	1	250.00	
EFT68597	18/08/2017	GALAXY PROMOTIONS	Payment	1		2,010.00
INV 160178	14/08/2017	GALAXY PROMOTIONS	August Outdoor Movies, 12th of August 2017 - Civic Centre Gardens	1	1,760.00	
INV 160185	15/08/2017	GALAXY PROMOTIONS	Stage Panel 2x1 w/600mm legs, Portable Steps	1	250.00	
		GALAXY PROMOTIONS Total			4,925.00	4,925.00
EFT68655	25/08/2017	Galvins Plumbing Plus	Payment	1		931.80
INV P537777	13/07/2017	Galvins Plumbing Plus	BS TH Hose Tap 15MM Unpolished	1	45.54	
INV P537867	18/07/2017	Galvins Plumbing Plus	Supply irrigation parts as per quote number 119105 (lines 7,8,9), TOPH to collect.	1	175.67	
INV P537862	18/07/2017	Galvins Plumbing Plus	Supply Blue Line Fittings As Per Quote# 119105, TOPH To Collect From Galvins	1	325.41	
INV P537662	07/07/2017	Galvins Plumbing Plus	Poly single tapping saddle	1	71.79	
INV P537686	07/07/2017	Galvins Plumbing Plus	Cistern	1	313.39	
EFT68751	31/08/2017	Galvins Plumbing Plus	Payment	1		155.98
INV P536615	18/05/2017	Galvins Plumbing Plus	Plumbing supplies	1	48.52	
INV P536617	18/05/2017	Galvins Plumbing Plus	Plumbing supplies	1	27.05	
INV P536943	31/05/2017	Galvins Plumbing Plus	Plumbing supplies	1	49.24	
INV P536739	23/05/2017	Galvins Plumbing Plus	Plumbing supplies renewals 32 Moseley	1	31.17	
		Galvins Plumbing Plus Total			1,087.78	1,087.78
EFT68803	31/08/2017	GARY BELL	Payment	1		53.00
INV 941240017/14	21/08/2017	GARY BELL	Meals whilst at Perth for training - Asbestos Course	1	53.00	
		GARY BELL Total			53.00	53.00
EFT68489	08/08/2017	Gary Edwards Plumbing & Gas Pty Ltd	Payment	1		3,912.93
INV 3618	07/07/2017	Gary Edwards Plumbing & Gas Pty Ltd	Plumbing services- labour and material attend site approval from IAG and ToPH. Get approval for new plan	1	3,912.93	
EFT68553	14/08/2017	Gary Edwards Plumbing & Gas Pty Ltd	Payment	1		317.35

Government (Financial Management) Regulations 1996
LIST OF PAYMENTS - Payment Details for the Month of August 2017

Pg11

INV 3660	17/07/2017	Gary Edwards Plumbing & Gas Pty Ltd	Attend to premises to inspect and identify source of leak - 18 Counihan	1	317.35	
EFT68684	25/08/2017	Gary Edwards Plumbing & Gas Pty Ltd	Payment	1		6,828.09
INV 3782	02/08/2017	Gary Edwards Plumbing & Gas Pty Ltd	EMERGENCY Leak Repairs at Marquee park (unknown fresh water leak under concrete), Supply Excavator and Concrete Saw + Labour,	1	6,828.09	
EFT68772	31/08/2017	Gary Edwards Plumbing & Gas Pty Ltd	Payment	1		894.92
INV 3742	28/07/2017	Gary Edwards Plumbing & Gas Pty Ltd	Connect/plumb freestanding gas oven/stovetop and disposal of old oven - 32 Moseley St	1	608.92	
INV 3015	18/04/2017	Gary Edwards Plumbing & Gas Pty Ltd	Plumbing services- labour and material Attend to source leak 4/19 Dempster St Invoice 3015	1	286.00	
		Gary Edwards Plumbing & Gas Pty Ltd Total			11,953.29	11,953.29
EFT68478	08/08/2017	GATEWAY CHRISTIAN FELLOWSHIP INC - T/A C3	Payment	1		1,524.00
		CHURCH PORT HEDLAND				
INV 20160723	01/03/2017	GATEWAY CHRISTIAN FELLOWSHIP INC - T/A C3	Hire of Venue for Kids show 6D.	1	1,524.00	
		CHURCH PORT HEDLAND				
		GATEWAY CHRISTIAN FELLOWSHIP INC - T/A C3			1,524.00	
		CHURCH PORT HEDLAND Total				1,524.00
EFT68521	08/08/2017	GBT Services Trust T/A G Bishops Transport Services	Payment	1		168.22
INV B41405	12/07/2017	GBT Services Trust T/A G Bishops Transport Services	Transport Service	1	168.22	
EFT68730	25/08/2017	GBT Services Trust T/A G Bishops Transport Services	Payment	1		11.73
INV B40178	21/06/2017	GBT Services Trust T/A G Bishops Transport Services	Con Note 164858	1	11.73	
		GBT Services Trust T/A G Bishops Transport Services			179.95	
		Total				179.95
EFT68708	25/08/2017	GCS Hire Pty Ltd	Payment	1		748.00
INV 638427	06/07/2017	GCS Hire Pty Ltd	Hire of two variable message signs for road sealing for three weeks	1	748.00	
		GCS Hire Pty Ltd Total			748.00	748.00
EFT68609	18/08/2017	GHD Pty Ltd	Payment	1		11,000.00
INV 610043300	26/07/2017	GHD Pty Ltd	Provision of Detailed Site Investigation - Expanded Scope - Baseline Contamination Report - as per Council Resolution CM201617/103	1	11,000.00	
EFT68690	25/08/2017	GHD Pty Ltd	Payment	1		9,845.00
INV 610043281	28/07/2017	GHD Pty Ltd	South Hedland Landfill RFT Document - Proposal to prepare RFT document	1	9,845.00	
EFT68775	31/08/2017	GHD Pty Ltd	Payment	1		35,343.00
INV 610043768	25/08/2017	GHD Pty Ltd	South Hedland Landfill RFT Document - Proposal to prepare RFT document	1	7,887.00	
INV 610043814	25/08/2017	GHD Pty Ltd	Job Number 6135770- ToPH Wedgefield Water Main Modification Designs - first and final invoice for this job	1	27,456.00	
		GHD Pty Ltd Total			56,188.00	56,188.00
EFT68698	25/08/2017	Gigs Express	Payment	1		4,418.70
INV 140	15/08/2017	Gigs Express	Spinifex Spree Carnival 2017 , Stage hire for Friday the 28th and Saturday the 29th of July	1	4,418.70	
		Gigs Express Total			4,418.70	4,418.70
EFT68805	31/08/2017	Gold Play Civil Pty Ltd previously Goldplay Holdings	Payment	1		60,777.20
INV INV-1044	25/08/2017	Gold Play Civil Pty Ltd previously Goldplay Holdings	Wet hire grader for 2 days to rectify and repair damage to floodway crossing - 0.6Km from Yandeyarra community., The PO includes GST	1	3,960.00	
INV INV-1043	25/08/2017	Gold Play Civil Pty Ltd previously Goldplay Holdings	Wet hire loader & operator @\$190 per hour - for 2 days - 20 hours for the batter reinstatement work at Forrest Circle Road., The PO includes GST	1	4,180.00	
INV INV-1040	23/08/2017	Gold Play Civil Pty Ltd previously Goldplay Holdings	Grading maintenance work at Hillside Woodstock (about 30Km long) as SoW in the email dated 01/08/2017, The PO includes GST.	1	11,937.20	
INV INV-1041	24/08/2017	Gold Play Civil Pty Ltd previously Goldplay Holdings	Grading maintenance work for Yandeyarra Road (about 40Km long) as per quote: QU-1029., The PO includes GST	1	18,920.00	
INV INV-1042	24/08/2017	Gold Play Civil Pty Ltd previously Goldplay Holdings	Wet hire 20T excavator with service ute for 10 days to clean up siltation and batter reconstruction along Forrest Circle, at the back of SH hospital and Shoata Road., The Town has the right to discontinue the work if necessary., The PO include GST	1	21,780.00	
		Gold Play Civil Pty Ltd previously Goldplay Holdings			60,777.20	
		Total				60,777.20
EFT68779	31/08/2017	Goldline Distributors	Payment	1		242.65
INV PINV0094374	23/08/2017	Goldline Distributors	backorder items for kiosk	1	141.67	

Government (Financial Management) Regulations 1996
LIST OF PAYMENTS - Payment Details for the Month of August 2017

Pg12

INV PINV0094170	17/08/2017	Goldline Distributors	Dispenser Jumbo Toilet Roll holder - Plastic White	1	100.98	
		Goldline Distributors Total			242.65	242.65
EFT68464	08/08/2017	Goodyear & Dunlop Tyres t/as Beaurepaires For Tyres	Payment	1		41.69
INV 6409116950	07/06/2017	Goodyear & Dunlop Tyres t/as Beaurepaires For Tyres	Puncture bal pass/lr t/l rim, remote area charge psr \$5+gst	1	41.69	
		Goodyear & Dunlop Tyres t/as Beaurepaires For Tyres Total			41.69	41.69
EFT68748	31/08/2017	Grace Removals Group	Payment	1		3,441.43
INV PH00998001	29/07/2017	Grace Removals Group	Relocation of staff member AF as per quote 1729451	1	3,441.43	
		Grace Removals Group Total			3,441.43	3,441.43
EFT68642	18/08/2017	GRAEME PETER CORPS	Payment	1		980.57
INV A803609	15/08/2017	GRAEME PETER CORPS	Rates refund for assessment A803609 12 MANGANESE STREET WEDGEFIELD 6721		980.57	
		GRAEME PETER CORPS Total			980.57	980.57
EFT68496	08/08/2017	Groch Ashlee	Payment	1		162.44
INV 310717	31/07/2017	Groch Ashlee	Reimbursement of purchase of rider items for The Vanns at Spinifex Spree, misc. items for staff/contractors.	1	162.44	
		Groch Ashlee Total			162.44	162.44
EFT68471	08/08/2017	Hanson Construction Materials Pty Ltd	Payment	1		297.00
INV 70665576	16/07/2017	Hanson Construction Materials Pty Ltd	Crusher dust 3m3 amended price as was tonne price, needed a extra 1m3	1	297.00	
		Hanson Construction Materials Pty Ltd Total			297.00	297.00
EFT68705	25/08/2017	Hedland Auto Electrics	Payment	1		677.02
INV 10742	03/07/2017	Hedland Auto Electrics	Re-wire service ute to suit job	1	677.02	
		Hedland Auto Electrics Total			677.02	677.02
EFT68746	31/08/2017	Hedland First National Real Estate	Payment	1		2,000.00
INV 135032	12/06/2017	Hedland First National Real Estate	Place and secure Sea Container KSBP	1	2,000.00	
		Hedland First National Real Estate Total			2,000.00	2,000.00
EFT68678	25/08/2017	Hedland Harbour Cafe & Pindan Catering	Payment	1		450.00
INV 9199	14/07/2017	Hedland Harbour Cafe & Pindan Catering	Catering order for the 14 July 2017 Citizenship Ceremony, 50 each of 3 Choices of Hot Finger Foods, To be delivered to the Civic Centre at 4:30pm	1	450.00	
		Hedland Harbour Cafe & Pindan Catering Total			450.00	450.00
EFT68551	14/08/2017	Hedland Home Hardware & Garden	Payment	1		97.36
INV 0-880295	14/06/2017	Hedland Home Hardware & Garden	Paint Silva Gal Hichem 400g, Paint Silva Gal Hichem 400g	1	97.36	
EFT68674	25/08/2017	Hedland Home Hardware & Garden	Payment	1		1,018.02
INV 0-885500	10/07/2017	Hedland Home Hardware & Garden	Drill Bits	1	49.48	
INV 0-885497	10/07/2017	Hedland Home Hardware & Garden	Hardware supplies	1	64.73	
INV 0-884156	03/07/2017	Hedland Home Hardware & Garden	Hardware supplies	1	103.94	
INV 0-884206	03/07/2017	Hedland Home Hardware & Garden	Hardware supplies	1	39.01	
INV 0-884719	06/07/2017	Hedland Home Hardware & Garden	2 x 50m rolls black plastic for Spinifex fencing	1	168.82	
INV 0-885965	12/07/2017	Hedland Home Hardware & Garden	5Lt Jerry can Plastic - P&G	1	175.75	
INV 0-885554	10/07/2017	Hedland Home Hardware & Garden	Hoses with connectors etc for Water Day July School Holiday program	1	90.88	
INV 0-885961	12/07/2017	Hedland Home Hardware & Garden	Solagard Low Sheen White 4Lt - Graffiti	1	80.01	
INV 0-889866	31/07/2017	Hedland Home Hardware & Garden	Tarps 1.8x2.4mt - Cover Coldmix Bulka bags, Elastic Shock cord 8mmx10mt	1	245.40	
EFT68769	31/08/2017	Hedland Home Hardware & Garden	Payment	1		57.00
INV 0-884808	06/07/2017	Hedland Home Hardware & Garden	Close Door Screen	1	57.00	
		Hedland Home Hardware & Garden Total			1,172.38	1,172.38
EFT68604	18/08/2017	Hedland Touch Association	Payment	1		3,000.00
INV 150817	15/08/2017	Hedland Touch Association	Community Support Grant - Kurrsi 9's memorial Rugby League Team - Support to participate in Kimberley Kununurra 9's Competition	1	3,000.00	
		Hedland Touch Association Total			3,000.00	3,000.00
EFT68501	08/08/2017	Herbert Smith Freehills	Payment	1		5,500.00
INV 51000748	30/06/2017	Herbert Smith Freehills	Estimate of Urgent Legal advice for EBA position levels	1	5,500.00	
EFT68703	25/08/2017	Herbert Smith Freehills	Payment	1		6,690.34
INV 51000970	31/07/2017	Herbert Smith Freehills	Estimate of Urgent Legal advice for EBA position levels	1	6,690.34	
		Herbert Smith Freehills Total			12,190.34	12,190.34
DD37165.9	01/08/2017	HESTA Super Fund	Payment	1		234.73
INV SUPER	01/08/2017	HESTA Super Fund	Payroll Deduction	1	234.73	

Government (Financial Management) Regulations 1996
LIST OF PAYMENTS - Payment Details for the Month of August 2017

Pg13

DD37215.9	15/08/2017	HESTA Super Fund	Payment	1		156.04
INV SUPER	15/08/2017	HESTA Super Fund	Payroll Deduction	1	156.04	
		HESTA Super Fund Total			390.77	390.77
EFT68487	08/08/2017	Horizon Power	Payment	1		1,084.51
INV 379569/0717	26/07/2017	Horizon Power	Lot 2915 McGregor Street 24/05/17-25/07/17	1	290.73	
INV 127504/0717	26/07/2017	Horizon Power	Lot 300 Matheson Drive 24/05/17-25/07/17	1	293.71	
INV 143345/0717	26/07/2017	Horizon Power	Lot 5771 Counihan Crescent 24/05/17-25/07/17	1	30.20	
INV 118694/0717	26/07/2017	Horizon Power	Shop 3/21 McGregor Street 24/05/17-25/07/17	1	261.54	
INV 271688/0717	21/07/2017	Horizon Power	Lot 3086 Limpet Crescent 04/05/17-21/06/17	1	22.59	
INV 253166/0717	17/07/2017	Horizon Power	Lot 6043 Anderson Street 13/05/17-14/07/17	1	42.93	
INV 125202/0717	17/07/2017	Horizon Power	Lot 325 Morgans Street 13/05/17-14/07/17	1	142.81	
EFT68552	14/08/2017	Horizon Power	Payment	1		553.20
INV 189019/0717	21/07/2017	Horizon Power	96 Sutherland Street 19/05/17-20/07/17	1	54.72	
INV 437025/0717	17/07/2017	Horizon Power	Unit 1/52 Morgans Street 13/05/17-14/07/17	1	89.26	
INV 439513/0717	18/07/2017	Horizon Power	Unit A/57 Lukis Street 16/05/17-17/07/17	1	81.26	
INV 437379/0717	17/07/2017	Horizon Power	Unit 1/29 Gratwick Street 13/05/17-14/07/17	1	37.11	
INV 417224/0717	20/07/2017	Horizon Power	Power charges from Unit 1/38 Catamore Ct 06.07.17 - 19.07.17	1	51.68	
INV 261715/0717	26/07/2017	Horizon Power	Power charges from 24.05.17 - 25.07.17 Office 2/12 McGregor St	1	239.17	
EFT68606	18/08/2017	Horizon Power	Payment	1		53,013.77
INV 117495/0817	04/08/2017	Horizon Power	Power charges from 05.07.17 - 02.08.17 3 Leake St SH Library	1	1,443.92	
INV 297225/0817	16/08/2017	Horizon Power	Power charges from 18.07.17 - 15.08.17 Lot 6125 Wilson Street	1	28.06	
INV 293835/0817	16/08/2017	Horizon Power	Power charges from 16.06.17 - 15.08.17 Office 1/21 McGregor ST	1	514.14	
INV 430115/0817	16/08/2017	Horizon Power	Power charges from 16.06.17 - 15.8.17 Lot 8001 Trevally Road	1	151.88	
INV 265447/0817	16/08/2017	Horizon Power	Power charges from Lot 5813 North Circular Road 17.06.17 - 15.08.17	1	10,951.51	
INV 133872/0817	16/08/2017	Horizon Power	Power charges from 17.06.17 - 15.08.17 - 21 McGregor St	1	3,611.45	
INV 208114/0817	16/08/2017	Horizon Power	Power charges from 17.06.17 - 15.08.17 Office 1 Lot 5530 Hamilton Road SH Oval	1	2,203.77	
INV 293178/0817	16/08/2017	Horizon Power	Power charges from 1 Cajarina St 17.06.17 - 15.08.17	1	9,753.15	
INV 432391/0817	16/08/2017	Horizon Power	Power charges from 16.06.17 - 15.08.17 Lot 8007 Bittern St	1	105.25	
INV 248536/0817	16/08/2017	Horizon Power	Power charges from 18.07.17 - 15.08.17 - 13 McGregor St	1	8,729.66	
INV 338773/0817	16/08/2017	Horizon Power	Power charges from 17.06.17 - 15.08.17 Lot 3278 Corney St	1	6,081.14	
INV 426058/0817	16/08/2017	Horizon Power	Power charges from 16.06.17 - 15.08.17 - 3 Mitche Cr	1	50.95	
INV 382316/0817	16/08/2017	Horizon Power	Power charges from 17.06.17 - 15.08.17 - 19 Dempster St	1	2,254.31	
INV 188091/0817	16/08/2017	Horizon Power	Power charges from 17.06.17 - 15.08.17 - Lot 5530 Hamilton Road	1	1,722.20	
INV 414417/0817	16/08/2017	Horizon Power	Power charges from Lot 3227 Forrest Circle 16.06.17 - 15.08.17	1	42.33	
INV 267563/0817	16/08/2017	Horizon Power	Power charges from 18.07.17 - 15.08.17 Matt Dann High School - Lot 2456 Hamilton	1	5,370.05	
EFT68680	25/08/2017	Horizon Power	Payment	1		40,072.45
INV 269581/0717	31/07/2017	Horizon Power	Power charges from 01.07.17 - 31.07.17 Auxillary lighting	1	191.73	
INV 273354/0717	31/07/2017	Horizon Power	Power charges from 01.07.17 - 31.07.17 Street Lighting	1	39,343.41	
INV 367155/0817	03/08/2017	Horizon Power	Power charges from 05.07.17 - 02.08.17 Lot 5772 Colebatch Way	1	346.60	
INV 366751/0817	09/08/2017	Horizon Power	Power charges from 100617 - 080817 Lot 8008 Minderoo Avenue	1	190.71	
EFT68771	31/08/2017	Horizon Power	Payment	1		32,783.21
INV 420000/0817	11/08/2017	Horizon Power	Power charges from 14/06/17 to 10/08/17 18 Logue Ct, South Hedland	1	62.53	
INV 420000/0617	30/06/2017	Horizon Power	Power charges from 13/04/17 to 13/06/17 - 18 Logue Ct, South Hedland	1	46.01	
INV 300268/0817	21/08/2017	Horizon Power	Power charges from 03/06/2017 to 02/08/2017 - CS/13 Wangara Cres, South Hedland	1	41.82	
INV 415054/0817	21/08/2017	Horizon Power	Power charges from 03/06/17 to 02/08/17 - 3 / 13 Wangara Cres, South Hedland	1	54.72	
INV 421016/0817	11/08/2017	Horizon Power	Power charges from 19/07/17 to 10/08/17 - 85 Sutherland St, Port Hedland	1	63.65	
INV 209022/0817	17/08/2017	Horizon Power	Power charges from 17.06.17 - 15.08.17 - Lot 5530 Hamilton Road	1	1,215.83	
INV 261715/0817	17/08/2017	Horizon Power	Power charges from 16.06.17 - 15.08.17 Office 2/21 McGregor St	1	3,160.45	
INV 227817/0817	17/08/2017	Horizon Power	Power charges from 17.06.17 - 15.08.17 JD Hardie	1	20,211.39	
INV 367245/0817	16/08/2017	Horizon Power	Power charges from 17.06.17 - 15.08.17 - 75 Cottier Drive	1	7,732.40	
INV 429850/0817	03/08/2017	Horizon Power	Power charges from 03.06.17 - 02.08.17 Unit 1/13 Wangara Cr	1	60.29	
INV 442514/0817	03/08/2017	Horizon Power	Power charges from 04.07.17 - 02.08.17 Unit 2/13 Wangara Cr	1	77.26	
INV 443696/0817	17/08/2017	Horizon Power	Power charges from 29.07.17 - 15.08.17 - 1 Frisby Court	1	56.86	
		Horizon Power Total			127,507.14	127,507.14
DD37165.12	01/08/2017	HostPlus Superannuation Fund	Payment	1		4,926.17
INV SUPER	01/08/2017	HostPlus Superannuation Fund	Payroll Deduction	1	3,985.66	

Government (Financial Management) Regulations 1996
LIST OF PAYMENTS - Payment Details for the Month of August 2017

Pg14

INV DEDUCTION	01/08/2017	HostPlus Superannuation Fund	Payroll Deduction	1	620.11	
INV DEDUCTION	01/08/2017	HostPlus Superannuation Fund	Payroll Deduction	1	320.40	
DD37215.12	15/08/2017	HostPlus Superannuation Fund	Payment	1		4,700.79
INV SUPER	15/08/2017	HostPlus Superannuation Fund	Payroll Deduction	1	3,779.62	
INV DEDUCTION	15/08/2017	HostPlus Superannuation Fund	Payroll Deduction	1	613.55	
INV DEDUCTION	15/08/2017	HostPlus Superannuation Fund	Payroll Deduction	1	307.62	
DD37274.12	29/08/2017	HostPlus Superannuation Fund	Payment	1		5,025.37
INV SUPER	29/08/2017	HostPlus Superannuation Fund	Payroll Deduction	1	4,074.93	
INV DEDUCTION	29/08/2017	HostPlus Superannuation Fund	Payroll Deduction	1	620.11	
INV DEDUCTION	29/08/2017	HostPlus Superannuation Fund	Payroll Deduction	1	330.33	
		HostPlus Superannuation Fund Total			14,652.33	14,652.33
EFT68596	18/08/2017	Hotel IBIS Perth (HI Operations Pty Ltd)	Payment	1		2,790.00
INV 189991	05/08/2017	Hotel IBIS Perth (HI Operations Pty Ltd)	Accommodation for Cr Whitwell while in Perth attending Local Government Week WALGA Convention from 2/08/2017 to 5/08/2017: REF 1308202,	1	465.00	
INV 189986	05/08/2017	Hotel IBIS Perth (HI Operations Pty Ltd)	Accommodation for CEO, David Pentz while in Perth attending ministerial and stakeholders meetings and WALGA Week Convention from 30/07/2017 to 5/08/2017 (REF: 1308196)	1	930.00	
INV 189971	05/08/2017	Hotel IBIS Perth (HI Operations Pty Ltd)	Accommodation for Cr Gillingham while in Perth attending Local Government Week WALGA Convention from 2/08/2017 to 5/08/2017: REF 1308201,	1	465.00	
INV 189984	05/08/2017	Hotel IBIS Perth (HI Operations Pty Ltd)	Accommodation for Cr Newbery while in Perth attending Local Government Week WALGA Convention from 2/08/2017 to 5/08/2017: REF 1308199,	1	465.00	
INV 189968	05/08/2017	Hotel IBIS Perth (HI Operations Pty Ltd)	Accommodation for Cr Arif while in Perth attending Local Government Week WALGA Convention from 2/08/2017 to 5/08/2017: REF 1308200,	1	465.00	
EFT68666	25/08/2017	Hotel IBIS Perth (HI Operations Pty Ltd)	Payment	1		930.00
INV 190875	15/08/2017	Hotel IBIS Perth (HI Operations Pty Ltd)	Accommodation for CEO, David Pentz while in Perth attending ministerial and stakeholders meetings and WALGA Week Convention from 30/07/2017 to 5/08/2017 (REF: 1308196), Accommodation for the Mayor, Camilo Blanco while in Perth attending ministerial and stakeholders meetings and WALGA Week Convention from 30/07/2017 to 5/08/2017 (REF: 1308197)	1	930.00	
EFT68759	31/08/2017	Hotel IBIS Perth (HI Operations Pty Ltd)	Payment	1		310.00
INV 189581	01/08/2017	Hotel IBIS Perth (HI Operations Pty Ltd)	Accommodation for Rob Leeds while in Perth attending ministerial and stakeholders meetings from 30/07/2017 to 1/08/2017: REF 1308198	1	310.00	
		Hotel IBIS Perth (HI Operations Pty Ltd) Total			4,030.00	4,030.00
EFT68618	18/08/2017	Ibis Styles Port Hedland	Payment	1		334.60
INV 6395	28/07/2017	Ibis Styles Port Hedland	Accommodation for Stilt Walkers/ Entertainers at Spinifex Spree 2017	1	334.60	
		Ibis Styles Port Hedland Total			334.60	334.60
DD37165.20	01/08/2017	ING Direct Superannuation Fund	Payment	1		324.14
INV SUPER	01/08/2017	ING Direct Superannuation Fund	Payroll Deduction	1	324.14	
DD37215.19	15/08/2017	ING Direct Superannuation Fund	Payment	1		324.14
INV SUPER	15/08/2017	ING Direct Superannuation Fund	Payroll Deduction	1	324.14	
DD37274.18	29/08/2017	ING Direct Superannuation Fund	Payment	1		324.14
INV SUPER	29/08/2017	ING Direct Superannuation Fund	Payroll Deduction	1	324.14	
		ING Direct Superannuation Fund Total			972.42	972.42
EFT68719	25/08/2017	Inlook Holdings Pty Ltd t/as Total Connections	Payment	1		185.99
INV IPH-17138	01/08/2017	Inlook Holdings Pty Ltd t/as Total Connections	3/8" bsp taper male x 3/8" taper male, pressure washer shut off gun 3/8 ports 5000 psi, 3/8" bsppm x 3/8" bsppm	1	139.79	
INV IPH-17157	02/08/2017	Inlook Holdings Pty Ltd t/as Total Connections	Parts and supplies	1	46.20	
		Inlook Holdings Pty Ltd t/as Total Connections Total			185.99	
EFT68619	18/08/2017	Intellitrac	Payment	1		185.99
INV 169741	31/07/2017	Intellitrac	ASP-M2M-15MB, m2m sim with 1 min Tracking for - July 2017, ASP-M2M-15MB, m2m sim with 1 min Tracking for - July 2017	1	209.00	
		Intellitrac Total			209.00	209.00
EFT68699	25/08/2017	Iris Contractors Pty Ltd T/as Tyreright Wangara	Payment	1		1,300.00

Government (Financial Management) Regulations 1996
LIST OF PAYMENTS - Payment Details for the Month of August 2017

Pg15

INV PHSI0009794	07/07/2017	Iris Contractors Pty Ltd T/as Tyreright Wangara	205/85R116 Toyo M134 117L, New Light Truck Tyre Supplied and Fitted	1	520.00	
INV PHSI0009893	17/07/2017	Iris Contractors Pty Ltd T/as Tyreright Wangara	New tyre , 26.5 x 1400-12	1	460.00	
INV PHSI0010004	31/07/2017	Iris Contractors Pty Ltd T/as Tyreright Wangara	Standard labour charge per hour , wheel returned to workshop from loader at landfill site, tyre stripped from rim and hole patched, refitted and bolted back to loader, radial tyre patch	1	320.00	
		Iris Contractors Pty Ltd T/as Tyreright Wangara Total			1,300.00	1,300.00
EFT68704	25/08/2017	iSentia Pty Limited	Payment	1		962.50
INV MN0697143	31/07/2017	iSentia Pty Limited	Media Monitors July 2017	1	962.50	
		iSentia Pty Limited Total			962.50	962.50
EFT68537	14/08/2017	IT Vision	Payment	1		98,358.70
INV 28115	01/07/2017	IT Vision	Annual License Fee 2017/2018 - 01.07.17 - 30.06.18	1	98,358.70	
EFT68662	25/08/2017	IT Vision	Payment	1		4,826.80
INV 28543	31/07/2017	IT Vision	SR171516 - reversal of receipt journals to enable year end completion of Rates, - Data Analysis & Collation, Rates receipt reversals 185 properties split across 2 batches, due to different dates, Rate levy reversals - 89 properties for penalty interest, Reconciliation/checking. Estimated cost \$236/hour.	1	2,076.80	
INV 28542	31/07/2017	IT Vision	Rates Consultancy Services - Complete process of EOFY (Close the Rates Ledger) to 30.6.2017	1	2,750.00	
		IT Vision Total			103,185.50	103,185.50
EFT68610	18/08/2017	Jands Pty Ltd	Payment	1		129.70
INV 348782	10/08/2017	Jands Pty Ltd	USB Power Chip (ETC-4310B5718)	1	129.70	
		Jands Pty Ltd Total			129.70	129.70
303594	11/08/2017	Jason Aubrey	Payment	3		119.00
INV T1492	11/08/2017	Jason Aubrey	CAT TRAP BOND	3	119.00	
		Jason Aubrey Total			119.00	119.00
303595	23/08/2017	Jess O'Dea	Payment	3		50.00
INV T1500	18/08/2017	Jess O'Dea	Key Bond for Colin Matheson Pavilion 11/8/2017 Master Key 001 03	3	50.00	
		Jess O'Dea Total			50.00	50.00
EFT68661	25/08/2017	JH Computer Services Pty Ltd	Payment	1		1,098.90
INV 181764-D01	12/07/2017	JH Computer Services Pty Ltd	LOGITECH: M705 WIRELESS MARATHON MOUSE (U)	1	75.90	
INV 181870-D01	20/07/2017	JH Computer Services Pty Ltd	Remote control for projector screen in chambers,	1	79.20	
INV 181866-D02	26/07/2017	JH Computer Services Pty Ltd	Protective storage case for back up tapes, TERATURTLE WATERPROOF LTO/DLT 50 Capacity Case (07-549005)	1	943.80	
		JH Computer Services Pty Ltd Total			1,098.90	1,098.90
EFT68804	31/08/2017	Jodie Gould	Payment	1		495.00
INV 3	05/08/2017	Jodie Gould	Design Fire Evacuation Plans for Town buildings and Facilities as requested. Plans to be drafted as per Quote PORT001based on an hourly rate. Not GST registered,	1	495.00	
		Jodie Gould Total			495.00	495.00
EFT68592	18/08/2017	Ken Lambley & Co.	Payment	1		169.40
INV 3561	05/07/2017	Ken Lambley & Co.	2x Business Cards - Rangers and Governance Manager	1	169.40	
EFT68665	25/08/2017	Ken Lambley & Co.	Payment	1		315.70
INV 3560	29/06/2017	Ken Lambley & Co.	Title: A4 TRIPLICATE BOOKS TEST, Size/spec: 297mm x 210mm, Origination: NEW ARTWORK SUPPLIED, Printing: Black ink one side only, Materials: TOP COPY; WHITE CB, MIDDLE COPY; CFB Yellow, BOTTOMCOPY; CF Pink (FAST) IN BOOK, Finishing: BOUND AT LEFT IN 100'S - BOARD BACK & WRITING PLATE, SOFT Blue COVER - BLACK TAPED EDGE,	1	315.70	
EFT68757	31/08/2017	Ken Lambley & Co.	Payment	1		508.20
INV 3565	07/08/2017	Ken Lambley & Co.	Business Cards - 1x Project Manager, 1x Co-ordinator Parks & Gardens, 3x Leading Hand Parks & Gardens, 1x Senior Partnership & Engagement Officer	1	508.20	
		Ken Lambley & Co. Total			993.30	993.30
EFT68546	14/08/2017	KEVREK AUSTRALIA	Payment	1		1,072.50
INV 14272	21/07/2017	KEVREK AUSTRALIA	24V DC Pump Unit	1	1,072.50	
		KEVREK AUSTRALIA Total			1,072.50	1,072.50
EFT68646	25/08/2017	Kmart - 1103	Payment	1		78.00
INV 124363	28/07/2017	Kmart - 1103	2 x fold up tables to be used for craft activities. 1 for Port Library and 1 for South Library	1	78.00	
		Kmart - 1103 Total			78.00	78.00
EFT68626	18/08/2017	KMS Truck Hire Pty Ltd	Payment	1		770.00
INV 980	19/07/2017	KMS Truck Hire Pty Ltd	Hire of broom for Pozitrack whilst Engineering broom is down,	1	770.00	
EFT68718	25/08/2017	KMS Truck Hire Pty Ltd	Payment	1		3,960.00

Government (Financial Management) Regulations 1996
LIST OF PAYMENTS - Payment Details for the Month of August 2017

Pg16

INV 1018	22/08/2017	KMS Truck Hire Pty Ltd	Dry hire of 333D skidsteer whilst TOPH machine is down, \$1500 per week x 2 weeks + GST, \$1500x2+\$300= \$3300.00	1	3,960.00	
EFT68791	31/08/2017	KMS Truck Hire Pty Ltd	Payment	1		1,320.00
INV 963	27/06/2017	KMS Truck Hire Pty Ltd	Hire of broom for Pozitrack whilst Engineering broom is down, \$100 per day x 2 weeks = \$1400 + GST	1	1,320.00	
		KMS Truck Hire Pty Ltd Total			6,050.00	6,050.00
EFT68664	25/08/2017	Komatsu Australia Pty Ltd	Payment	1		1,729.76
INV 701198	06/07/2017	Komatsu Australia Pty Ltd	Side Plate EB Door, freight	1	1,265.00	
INV 723642	17/07/2017	Komatsu Australia Pty Ltd	Breakdown repairs - VEH153 Posi, *Estimated cost	1	163.63	
INV 723779	19/07/2017	Komatsu Australia Pty Ltd	FIT NEW 2ND COVER TO MACHINE , LABOUR, ENVIRONMENTAL LEVY, CONSUMABLES	1	301.13	
EFT68755	31/08/2017	Komatsu Australia Pty Ltd	Payment	1		2,267.92
INV 746631	20/07/2017	Komatsu Australia Pty Ltd	Parts, Workshop - material and labour	1	2,233.58	
INV 678037	14/06/2017	Komatsu Australia Pty Ltd	OIL SEAL	1	34.34	
		Komatsu Australia Pty Ltd Total			3,997.68	3,997.68
EFT68526	08/08/2017	Koy Smith	Payment	1		1,500.00
INV 19	31/07/2017	Koy Smith	Until Closing Time performance at Spinifex Spree 2017 not GST registered	1	1,500.00	
		Koy Smith Total			1,500.00	1,500.00
EFT68491	08/08/2017	Kubala Family Trust T/A JW's Yardworx	Payment	1		1,523.50
INV 104452	20/05/2017	Kubala Family Trust T/A JW's Yardworx	Cut down and stump grind 4 x trees at Shire depot Wedgefield	1	1,100.00	
INV 104458	01/07/2017	Kubala Family Trust T/A JW's Yardworx	Grind stump in glass lane , so footpath can be reinstated. Stump approximately 450mm dia	1	423.50	
EFT68608	18/08/2017	Kubala Family Trust T/A JW's Yardworx	Payment	1		517.00
INV 104469	01/08/2017	Kubala Family Trust T/A JW's Yardworx	Works request ICS1770170 - 05/11/0003 CRN spatula and thornbill Crescent	1	517.00	
EFT68687	25/08/2017	Kubala Family Trust T/A JW's Yardworx	Payment	1		1,540.00
INV 104474	10/08/2017	Kubala Family Trust T/A JW's Yardworx	Removal of tree as per work request 9 Pettit as per quote	1	1,540.00	
		Kubala Family Trust T/A JW's Yardworx Total			3,580.50	3,580.50
EFT68671	25/08/2017	Kubala Family Trust TA GroundHog Retic & Landscaping	Payment	1		275.00
INV 104462	14/07/2017	Kubala Family Trust TA GroundHog Retic & Landscaping	Urgent Maintenance Request - investigate and repair burst retic pipe at 18 Counihan Crescent, *Estimate Only*	1	275.00	
		Kubala Family Trust TA GroundHog Retic & Landscaping Total			275.00	275.00
EFT68736	25/08/2017	L CORBETT & N.A DOUGHTY & C.R PAUL T/A 24 Crossing	Payment	1		440.00
INV 280717	20/08/2017	L CORBETT & N.A DOUGHTY & C.R PAUL T/A 24 Crossing	Performance at Spinifex Spree 2017	1	440.00	
		L CORBETT & N.A DOUGHTY & C.R PAUL T/A 24 Crossing Total			440.00	440.00
EFT68470	08/08/2017	Landgate	Payment	1		91.20
INV 331775-10001102	29/06/2017	Landgate	Mining Tenements schedule	1	91.20	
EFT68744	31/08/2017	Landgate	Payment	1		581.04
INV 332559-10001102	25/07/2017	Landgate	Yearly cost related to Landgate Rate services	1	581.04	
		Landgate Total			672.24	672.24
EFT68584	18/08/2017	Landmark Engineering & Design Pty Ltd T/as Exteria	Payment	1		550.00
INV 7044	09/08/2017	Landmark Engineering & Design Pty Ltd T/as Exteria	Engineering Drawings for Option 2 Changing Places Accessible Change Room	1	550.00	
		Landmark Engineering & Design Pty Ltd T/as Exteria Total			550.00	550.00
EFT68733	25/08/2017	Laura Hawes	Payment	1		149.07
INV 180817	18/08/2017	Laura Hawes	Snapchat filter for NW Festival 2017	1	149.07	
		Laura Hawes Total			149.07	149.07
EFT68807	31/08/2017	Lauren Jones T/A Elljay Photography	Payment	1		625.00
INV 315	10/07/2017	Lauren Jones T/A Elljay Photography	Spinifex Spree Film/Videography, 2.5 hour film time, 2 minute video + 30 second vico	1	625.00	
		Lauren Jones T/A Elljay Photography Total			625.00	625.00
EFT68721	25/08/2017	Lennox Geoffrey Wildman	Payment	1		425.25
INV 230817	23/08/2017	Lennox Geoffrey Wildman	Refund for Rates Lennox Geoffrey Wildman	1	425.25	
		Lennox Geoffrey Wildman Total			425.25	425.25
EFT68573	14/08/2017	Leon Strydom	Payment	1		150.00

Government (Financial Management) Regulations 1996
LIST OF PAYMENTS - Payment Details for the Month of August 2017

Pg17

INV 120817	12/08/2017	Leon Strydom	Musical performance at Outdoor Movies on Saturday 12 August - 6pm.	1	150.00	
		Leon Strydom Total			150.00	150.00
DD37165.2	01/08/2017	Local Government Super NSW	Payment	1		710.97
INV SUPER	01/08/2017	Local Government Super NSW	Payroll Deduction	1	523.87	
INV DEDUCTION	01/08/2017	Local Government Super NSW	Payroll Deduction	1	187.10	
DD37215.2	15/08/2017	Local Government Super NSW	Payment	1		710.97
INV SUPER	15/08/2017	Local Government Super NSW	Payroll Deduction	1	523.87	
INV DEDUCTION	15/08/2017	Local Government Super NSW	Payroll Deduction	1	187.10	
DD37274.2	29/08/2017	Local Government Super NSW	Payment	1		710.97
INV SUPER	29/08/2017	Local Government Super NSW	Payroll Deduction	1	523.87	
INV DEDUCTION	29/08/2017	Local Government Super NSW	Payroll Deduction	1	187.10	
		Local Government Super NSW Total			2,132.91	2,132.91
DD37165.17	01/08/2017	LOCAL GOVERNMENT SUPER QLD	Payment	1		2,126.06
INV SUPER	01/08/2017	LOCAL GOVERNMENT SUPER QLD	Payroll Deduction	1	1,849.51	
INV DEDUCTION	01/08/2017	LOCAL GOVERNMENT SUPER QLD	Payroll Deduction	1	107.86	
INV DEDUCTION	01/08/2017	LOCAL GOVERNMENT SUPER QLD	Payroll Deduction	1	168.69	
DD37215.22	15/08/2017	LOCAL GOVERNMENT SUPER QLD	Payment	1		1,812.24
INV SUPER	15/08/2017	LOCAL GOVERNMENT SUPER QLD	Payroll Deduction	1	1,603.19	
INV DEDUCTION	15/08/2017	LOCAL GOVERNMENT SUPER QLD	Payroll Deduction	1	40.36	
INV DEDUCTION	15/08/2017	LOCAL GOVERNMENT SUPER QLD	Payroll Deduction	1	168.69	
DD37274.21	29/08/2017	LOCAL GOVERNMENT SUPER QLD	Payment	1		1,785.73
INV SUPER	29/08/2017	LOCAL GOVERNMENT SUPER QLD	Payroll Deduction	1	1,617.04	
INV DEDUCTION	29/08/2017	LOCAL GOVERNMENT SUPER QLD	Payroll Deduction	1	168.69	
		LOCAL GOVERNMENT SUPER QLD Total			5,724.03	5,724.03
EFT68589	18/08/2017	Local Health Authorities Analytical Com.	Payment	1		4,072.73
INV MA2017103	24/07/2017	Local Health Authorities Analytical Com.	Analytical Services - Invoice MA2017103	1	4,072.73	
		Local Health Authorities Analytical Com. Total			4,072.73	4,072.73
EFT68685	25/08/2017	Maanen Holdings Pty Ltd t/as Munda Steel	Payment	1		88,834.63
INV 55104	18/07/2017	Maanen Holdings Pty Ltd t/as Munda Steel	Supply of 4 1700x100 mm galvanised bollards with caps. GST Included, Pickup Munda yard	1	360.84	
INV 55106	18/07/2017	Maanen Holdings Pty Ltd t/as Munda Steel	Materials as per quote 22627 for cage hoist - Civic Centre	1	173.49	
INV 54131	27/06/2017	Maanen Holdings Pty Ltd t/as Munda Steel	Supply steel fabrication works & services to remove rust affected sections to 4 x shade structure roofs repaint, resheet , transport & install at original site at Colin Matherson playground as per RFQ	1	88,300.30	
EFT68773	31/08/2017	Maanen Holdings Pty Ltd t/as Munda Steel	Payment	1		4,290.00
INV 52465	18/05/2017	Maanen Holdings Pty Ltd t/as Munda Steel	Access ladders for scoreboards - KSO and CSO	1	4,290.00	
		Maanen Holdings Pty Ltd t/as Munda Steel Total			93,124.63	93,124.63
EFT68524	08/08/2017	MALCOLM THOMPSON PUMPS PTY LTD	Payment	1		4,840.00
INV SLI21076410	11/07/2017	MALCOLM THOMPSON PUMPS PTY LTD	Site visit for Audit of existing equipment at south hedland aquatic centre, chemical balancing by prominentfluid.com.au	1	4,840.00	
		MALCOLM THOMPSON PUMPS PTY LTD Total			4,840.00	4,840.00
EFT68612	18/08/2017	Mammoet Australia Pty Ltd	Payment	1		660.00
INV 9193006344	24/07/2017	Mammoet Australia Pty Ltd	Truck Loader	1	660.00	
		Mammoet Australia Pty Ltd Total			660.00	660.00
EFT68507	08/08/2017	Mark Krause	Payment	1		869.00
INV 270717	27/07/2017	Mark Krause	Reinbursement for Course Fees paid	1	869.00	
		Mark Krause Total			869.00	869.00
EFT68490	08/08/2017	Market Creations	Payment	1		3,080.00
INV BK28-9	30/04/2017	Market Creations	BPoint integration on the new website	1	3,080.00	
		Market Creations Total			3,080.00	3,080.00
EFT68509	08/08/2017	Martins Trailer Parts Pty Ltd	Payment	1		181.50
INV 909639	25/05/2017	Martins Trailer Parts Pty Ltd	Parts and supplies	1	181.50	
EFT68794	31/08/2017	Martins Trailer Parts Pty Ltd	Payment	1		1,423.97
INV 922113	09/08/2017	Martins Trailer Parts Pty Ltd	Swivel plate - round mount, brake commander - breakaway assy	1	1,423.97	
		Martins Trailer Parts Pty Ltd Total			1,605.47	1,605.47
EFT68776	31/08/2017	Matrix Productions Australia Pty Ltd	Payment	1		569.00
INV 32392	15/08/2017	Matrix Productions Australia Pty Ltd	Unique Haze Fluid 25l Drum	1	569.00	

Government (Financial Management) Regulations 1996
LIST OF PAYMENTS - Payment Details for the Month of August 2017

Pg18

		Matrix Productions Australia Pty Ltd Total			569.00	569.00
EFT68572	14/08/2017	Maxxia Salary Packaging	Payment	1		2,864.13
INV DEDUCTION	01/08/2017	Maxxia Salary Packaging	Payroll Deduction		2,424.41	
INV DEDUCTION	01/08/2017	Maxxia Salary Packaging	Payroll Deduction		439.72	
EFT68634	18/08/2017	Maxxia Salary Packaging	Payment	1		2,580.28
INV DEDUCTION	15/08/2017	Maxxia Salary Packaging	Payroll Deduction		2,140.56	
INV DEDUCTION	15/08/2017	Maxxia Salary Packaging	Payroll Deduction		439.72	
		Maxxia Salary Packaging Total			5,444.41	5,444.41
EFT68616	18/08/2017	Mayor Camilo Blanco	Payment	1		10,981.47
INV 150817	15/08/2017	Mayor Camilo Blanco	Incidentals - Perth Ministerial Meetings 31.07.17 - 01.08.17 WALGA Convention 02-04 August 2017	1	327.80	
INV 150817	15/08/2017	Mayor Camilo Blanco	Reimbursements - Accomodation and - Canberra meeting with PM 09.08.17	1	168.75	
INV 150817	15/08/2017	Mayor Camilo Blanco	Mayor Allowance 0817, Allowance Attendance 0817, Allowance IT 0817	1	10,484.92	
EFT68697	25/08/2017	Mayor Camilo Blanco	Payment	1		377.85
INV 230817	23/08/2017	Mayor Camilo Blanco	Incidentals for meeting with WA Premier & Minderoo Foundation on 16/08/17	1	125.95	
INV 23082017	23/08/2017	Mayor Camilo Blanco	Incidentals for meeting in Canberra with Prime Minister on 09/08/2017	1	251.90	
		Mayor Camilo Blanco Total			11,359.32	11,359.32
EFT68512	08/08/2017	MCS Security Group Pty Ltd	Payment	1		1,072.86
INV 32294	31/07/2017	MCS Security Group Pty Ltd	Spinifex Spree 2017, 28/07/2017 23.00- 8.00 Asset Protection, 29/07/2017 23.00-8.00 Asset Protection (Stage Equipment)	1	1,072.86	
EFT68570	14/08/2017	MCS Security Group Pty Ltd	Payment	1		266.20
INV 32186	28/07/2017	MCS Security Group Pty Ltd	Security for outdoor movie screening	1	266.20	
EFT68724	25/08/2017	MCS Security Group Pty Ltd	Payment	1		7,432.84
INV 32583	01/08/2017	MCS Security Group Pty Ltd	Spinifex Spree 2017 , 7 x security guards for 28/07 and 29/07/2017, Quote 434	1	7,150.00	
INV 32513	15/08/2017	MCS Security Group Pty Ltd	Security for outdoor movie screening	1	282.84	
		MCS Security Group Pty Ltd Total			8,771.90	8,771.90
EFT68486	08/08/2017	Menzies Contracting	Payment	1		2,675.00
INV INV-7344	14/07/2017	Menzies Contracting	Item 1: 7.900m x 1800h Chainmesh Gates : , To remove existing damaged 1800h Chainmesh D/Gate and dispose at tip. To supply and install 7.900m x 1800h Double Gate with 32mm frame to existing gate posts .,	1	2,675.00	
		Menzies Contracting Total			2,675.00	2,675.00
DD37165.19	01/08/2017	Mercer Super Trust	Payment	1		647.36
INV SUPER	01/08/2017	Mercer Super Trust	Payroll Deduction	1	647.36	
DD37215.18	15/08/2017	Mercer Super Trust	Payment	1		624.06
INV SUPER	15/08/2017	Mercer Super Trust	Payroll Deduction	1	624.06	
DD37274.17	29/08/2017	Mercer Super Trust	Payment	1		624.06
INV SUPER	29/08/2017	Mercer Super Trust	Payroll Deduction	1	624.06	
		Mercer Super Trust Total			1,895.48	1,895.48
EFT68505	08/08/2017	Mib Traffic Pty Ltd	Payment	1		7,851.91
INV 1788	11/07/2017	Mib Traffic Pty Ltd	Line marking for road reseal program Stage 2, Line marking for road maintenance works, Line marking for road maintenance works, Line marking for road maintenance works	1	7,851.91	
EFT68717	25/08/2017	Mib Traffic Pty Ltd	Payment	1		5,374.05
INV 1824	31/07/2017	Mib Traffic Pty Ltd	Spinifex Spree 2017, Traffic Management	1	5,374.05	
		Mib Traffic Pty Ltd Total			13,225.96	13,225.96
EFT68518	08/08/2017	Michael Andrew Smith T/A Mikey Smith	Payment	1		800.00
INV 408	31/07/2017	Michael Andrew Smith T/A Mikey Smith	Spinifex Spree 2017 29-30 July	1	800.00	
		Michael Andrew Smith T/A Mikey Smith Total			800.00	800.00
EFT68765	31/08/2017	Mitro Pty Ltd	Payment	1		1,650.00
INV 290817	29/08/2017	Mitro Pty Ltd	Spinifex Spree 28/07-29/07/2017, 30m x 15m shade structure	1	1,650.00	
		Mitro Pty Ltd Total			1,650.00	1,650.00
EFT68513	08/08/2017	MJW BUILDING PTY LTD	Payment	1		23,908.50
INV IV01302	24/07/2017	MJW BUILDING PTY LTD	Len Taplin Wet Area Refurbishment, scope as per RFQ document.	1	23,908.50	
EFT68571	14/08/2017	MJW BUILDING PTY LTD	Payment	1		44,543.00
INV 23	04/08/2017	MJW BUILDING PTY LTD	Additional works to install permanent gate across black spot area	1	3,190.00	
INV 23	04/08/2017	MJW BUILDING PTY LTD	Installation of Hot Water System into Room #3. Provision to run additional power point - Quote Ref: 119	1	3,740.00	
INV IV01303	24/07/2017	MJW BUILDING PTY LTD	Supply of Ramp to Civic Centre as per Quote received 13 April 2017	1	37,613.00	
		MJW BUILDING PTY LTD Total			68,451.50	68,451.50
DD37165.33	01/08/2017	MLC - THE EMPLOYEE RETIREMENT PLAN (Universal) (Previously 44928361101)	Payment	1		941.91

Government (Financial Management) Regulations 1996
LIST OF PAYMENTS - Payment Details for the Month of August 2017

Pg19

INV SUPER	01/08/2017	MLC - THE EMPLOYEE RETIREMENT PLAN (Universal) (Previously 44928361101)	Payroll Deduction	1	885.93	
INV DEDUCTION	01/08/2017	MLC - THE EMPLOYEE RETIREMENT PLAN (Universal) (Previously 44928361101)	Payroll Deduction	1	55.98	
DD37215.33	15/08/2017	MLC - THE EMPLOYEE RETIREMENT PLAN (Universal) (Previously 44928361101)	Payment	1		1,026.78
INV SUPER	15/08/2017	MLC - THE EMPLOYEE RETIREMENT PLAN (Universal) (Previously 44928361101)	Payroll Deduction	1	956.52	
INV DEDUCTION	15/08/2017	MLC - THE EMPLOYEE RETIREMENT PLAN (Universal) (Previously 44928361101)	Payroll Deduction	1	70.26	
DD37274.32	29/08/2017	MLC - THE EMPLOYEE RETIREMENT PLAN (Universal) (Previously 44928361101)	Payment	1		1,150.85
INV SUPER	29/08/2017	MLC - THE EMPLOYEE RETIREMENT PLAN (Universal) (Previously 44928361101)	Payroll Deduction	1	1,064.03	
INV DEDUCTION	29/08/2017	MLC - THE EMPLOYEE RETIREMENT PLAN (Universal) (Previously 44928361101)	Payroll Deduction	1	86.82	
		MLC - THE EMPLOYEE RETIREMENT PLAN (Universal) (Previously 44928361101) Total			3,119.54	3,119.54
DD37165.16	01/08/2017	MLC Super Fund (Previously Plum Bhp Billiton Superannuation Fund ABN 30187082512)	Payment	1		1,198.20
INV SUPER	01/08/2017	MLC Super Fund (Previously Plum Bhp Billiton Superannuation Fund ABN 30187082512)	Payroll Deduction	1	678.77	
INV DEDUCTION	01/08/2017	MLC Super Fund (Previously Plum Bhp Billiton Superannuation Fund ABN 30187082512)	Payroll Deduction	1	393.15	
INV DEDUCTION	01/08/2017	MLC Super Fund (Previously Plum Bhp Billiton Superannuation Fund ABN 30187082512)	Payroll Deduction	1	126.28	
DD37215.16	15/08/2017	MLC Super Fund (Previously Plum Bhp Billiton Superannuation Fund ABN 30187082512)	Payment	1		1,198.20
INV SUPER	15/08/2017	MLC Super Fund (Previously Plum Bhp Billiton Superannuation Fund ABN 30187082512)	Payroll Deduction	1	678.77	
INV DEDUCTION	15/08/2017	MLC Super Fund (Previously Plum Bhp Billiton Superannuation Fund ABN 30187082512)	Payroll Deduction	1	393.15	
INV DEDUCTION	15/08/2017	MLC Super Fund (Previously Plum Bhp Billiton Superannuation Fund ABN 30187082512)	Payroll Deduction	1	126.28	
DD37274.14	29/08/2017	MLC Super Fund (Previously Plum Bhp Billiton Superannuation Fund ABN 30187082512)	Payment	1		1,044.33
INV SUPER	29/08/2017	MLC Super Fund (Previously Plum Bhp Billiton Superannuation Fund ABN 30187082512)	Payroll Deduction	1	798.41	
INV DEDUCTION	29/08/2017	MLC Super Fund (Previously Plum Bhp Billiton Superannuation Fund ABN 30187082512)	Payroll Deduction	1	119.64	
INV DEDUCTION	29/08/2017	MLC Super Fund (Previously Plum Bhp Billiton Superannuation Fund ABN 30187082512)	Payroll Deduction	1	126.28	
		MLC Super Fund (Previously Plum Bhp Billiton Superannuation Fund ABN 30187082512) Total			3,440.73	3,440.73

Government (Financial Management) Regulations 1996
LIST OF PAYMENTS - Payment Details for the Month of August 2017

Pg20

EFT68714	25/08/2017	MPS Unit Trust	Payment	1		236,719.65
INV TOPHCC1717	31/07/2017	MPS Unit Trust	Repair damper blade inside plantroom ductwork required in preparation for new HVAC system at Civic Centre - as per quote N17T11	1	4,545.20	
INV TOPHCC1715	25/07/2017	MPS Unit Trust	Carry out Flexible duct replacements for FCU 6,7,8 located in the ceiling at Civic Centre as per quote N17T09 prior to HVAC chiller replacement works, Carry out removal and replacement of chilled water pipe insulation serving FCU 6,7,8 in the ceiling of the Civic Centre prior to HVAC chiller replacement works as per quote N17T10	1	4,785.00	
INV 2268	24/07/2017	MPS Unit Trust	Civic Centre HVAC Upgrade - Preliminaries, New Electrical Sub-Mains For Chillers & Pumps, Supply and Delivery of New Chillers, Removal and Disposal of Redundant Plant, Lifting and Installation of New Chillers, Pipe, Valve, Transducer and Plant installation/Modifications, Controller Replacement, Internal Sensor Upgrade and BMS Upgrade, Civic Centre Air balance VO1	1	227,389.45	
EFT68789	31/08/2017	MPS Unit Trust	Payment	1		5,603.77
INV 2291	31/07/2017	MPS Unit Trust	Annual Preventative maintenance on HVAC Systems - JD Hardie Centre, Annual Preventative maintenance on HVAC Systems - Civic Centre, Annual Preventative maintenance on HVAC Systems - Wanankura Stadium	1	5,603.77	
		MPS Unit Trust Total			242,323.42	242,323.42
EFT68550	14/08/2017	N & L Mechanical	Payment	1		114.20
INV 78178	01/08/2017	N & L Mechanical	Inspection for registration	1	114.20	
		N & L Mechanical Total			114.20	114.20
EFT68502	08/08/2017	Nestle Australia Ltd t/a Nespresso	Payment	1		390.00
INV 21757825	07/07/2017	Nestle Australia Ltd t/a Nespresso	coffee pods for kiosk	1	390.00	
EFT68783	31/08/2017	Nestle Australia Ltd t/a Nespresso	Payment	1		102.00
INV 21516549	14/06/2017	Nestle Australia Ltd t/a Nespresso	Nespresso coffee pods, descaler kits, straws, Nespresso coffee pods, descaler kits, straws	1	102.00	
		Nestle Australia Ltd t/a Nespresso Total			492.00	492.00
EFT68484	08/08/2017	Neverfail Springwater	Payment	1		224.25
INV 509887	02/08/2017	Neverfail Springwater	Depot Water Delivery 02/08/17, Depot Water Delivery 02/08/17	1	116.75	
INV 501555	28/07/2017	Neverfail Springwater	Landfill Water Delivery, Landfill Water Delivery	1	85.25	
INV 507082	01/08/2017	Neverfail Springwater	staff water for 2017, staff water for 2017	1	22.25	
EFT68677	25/08/2017	Neverfail Springwater	Payment	1		422.76
INV 504260	31/07/2017	Neverfail Springwater	Neverfail water for Chambers until June 2018	1	95.75	
INV 536851	16/08/2017	Neverfail Springwater	Depot Water Delivery 16/08/17, Delivery Fee - Depot Water Delivery August	1	127.25	
INV 473638	14/07/2017	Neverfail Springwater	Landfill Water Delivery 14.07.17, Landfill Water Delivery 14.07.17	1	85.25	
INV 531614	14/08/2017	Neverfail Springwater	Neverfail water for Chambers until June 2018 - Estimate, Neverfail water for Gratwick Hall until June 2018 - Estimate	1	32.75	
INV 521259	08/08/2017	Neverfail Springwater	Landfill Water Delivery August x 2, Delivery Fee for Landfill Water Delivery August x 2, Delivery Fee for Landfill Water Delivery August x 2	1	81.76	
EFT68770	31/08/2017	Neverfail Springwater	Payment	1		43.25
INV 556466	25/08/2017	Neverfail Springwater	4 x Empty Bottle Return , 4x Springwater Bottle , 1 Delivery Fee , , 4 x Empty Bottle Return , 4x Springwater Bottle , 1 Delivery Fee ,	1	43.25	
		Neverfail Springwater Total			690.26	690.26
EFT68700	25/08/2017	North Regional TAFE (Pilbara Institute)	Payment	1		1,124.05
INV I0002046	29/06/2017	North Regional TAFE (Pilbara Institute)	Trainers Training for Swim School Coordinator	1	1,124.05	
EFT68781	31/08/2017	North Regional TAFE (Pilbara Institute)	Payment	1		4,915.00
INV I0002446	04/08/2017	North Regional TAFE (Pilbara Institute)	Diploma of Leadership and Management , Tara Golding C051949, Brendon Lions C027865	1	4,389.60	
INV I0002465	07/08/2017	North Regional TAFE (Pilbara Institute)	Diploma of Leadership and Management , Tara Golding C051949, Brendon Lions C027865	1	525.40	
		North Regional TAFE (Pilbara Institute) Total			6,039.05	6,039.05
EFT68467	08/08/2017	North West Liquor Supplies	Payment	1		315.00
INV 39608	28/07/2017	North West Liquor Supplies	Liquor for Staff Event on 28 July 2017 - 3 x cartons of Carona, 2 x carton of Hanh Super Dry, 8 x bags of ice	1	315.00	
		North West Liquor Supplies Total			315.00	315.00
EFT68675	25/08/2017	North West Signs	Payment	1		88.00
INV 24616	31/07/2017	North West Signs	Pinch Point Stickers	1	88.00	
		North West Signs Total			88.00	88.00
DD37165.15	01/08/2017	OnePath Masterfund (ANZ)	Payment	1		285.98
INV SUPER	01/08/2017	OnePath Masterfund (ANZ)	Payroll Deduction	1	243.61	
INV DEDUCTION	01/08/2017	OnePath Masterfund (ANZ)	Payroll Deduction	1	42.37	
DD37215.15	15/08/2017	OnePath Masterfund (ANZ)	Payment	1		82.41
INV SUPER	15/08/2017	OnePath Masterfund (ANZ)	Payroll Deduction	1	70.20	
INV DEDUCTION	15/08/2017	OnePath Masterfund (ANZ)	Payroll Deduction	1	12.21	
DD37274.13	29/08/2017	OnePath Masterfund (ANZ)	Payment	1		368.36

Government (Financial Management) Regulations 1996
LIST OF PAYMENTS - Payment Details for the Month of August 2017

Pg21

INV SUPER	29/08/2017	OnePath Masterfund (ANZ)	Payroll Deduction	1	313.79	
INV DEDUCTION	29/08/2017	OnePath Masterfund (ANZ)	Payroll Deduction	1	54.57	
		OnePath Masterfund (ANZ) Total			736.75	736.75
EFT68695	25/08/2017	Onsite Rental Group Operations Pty Ltd	Payment	1		6,992.94
INV 2580300	31/07/2017	Onsite Rental Group Operations Pty Ltd	Spinifex Spree 2017, Temporary Fencing, set up and transport for Spinifex Spree	1	3,626.61	
INV 2580301	31/07/2017	Onsite Rental Group Operations Pty Ltd	Spinifex Spree 2017, 10x Generator , 12 x Distribution Boards, 14 x Lighting Tower	1	3,366.33	
EFT68778	31/08/2017	Onsite Rental Group Operations Pty Ltd	Payment	1		2,018.50
INV 2581348	08/08/2017	Onsite Rental Group Operations Pty Ltd	Replacement cost for the LG7 Distribution Board hired for Spinifex Spree 2017, (Stallholder damaged it and it cant be repaired)1	1	1,771.00	
INV 2581468	08/08/2017	Onsite Rental Group Operations Pty Ltd	Spinifex Spree 2017 - fuel	1	247.50	
		Onsite Rental Group Operations Pty Ltd Total			9,011.44	9,011.44
EFT68749	31/08/2017	Paramount Pictures - United International Pictures	Payment	1		275.00
INV R2070545	11/07/2017	Paramount Pictures - United International Pictures	July 1st 2017 - Junes 30th 2018, Estimated on \$330 a movie x 2 a month BayWatch	1	275.00	
		Paramount Pictures - United International Pictures Total			275.00	275.00
EFT68629	18/08/2017	Perth Safety Products Pty Ltd	Payment	1		4,419.80
INV 7291	19/06/2017	Perth Safety Products Pty Ltd	Multi Message Frame	1	2,475.00	
INV 7258	09/06/2017	Perth Safety Products Pty Ltd	Mms - water over road , 600x600, mms - traffic hazard ahead, 600x600, mms - loose surface, 600x600, mms - flood, 600x600, mms - road closed, 600x600, mms - road closed ahead, 1200x600, mms - reduce speed, 1200x300, mms - frames w/legs, barrier boards, ali sign - spraying in progress - hook over tray, *estimated cost, spraying	1	1,944.80	
		Perth Safety Products Pty Ltd Total			4,419.80	4,419.80
EFT68638	18/08/2017	PHIA Operating Company Pty. Ltd.	Payment	1		1,208.37
INV 1253	30/06/2017	PHIA Operating Company Pty. Ltd.	Electricity Usage 11.03.16 - 30.06.17 includes credit	1	1,208.37	
		PHIA Operating Company Pty. Ltd. Total			1,208.37	1,208.37
EFT68511	08/08/2017	Phoenix Security, Training And Event Group Pty Ltd	Payment	1		136.40
INV INV-2016706	24/07/2017	Phoenix Security, Training And Event Group Pty Ltd	Alarm call outs for the month of July:, * JD Hardie Centre, * Civic Centre, * SH Library	1	136.40	
EFT68796	31/08/2017	Phoenix Security, Training And Event Group Pty Ltd	Payment	1		545.60
INV INV-2016714	01/08/2017	Phoenix Security, Training And Event Group Pty Ltd	Alarm call outs for the month of July:, * JD Hardie Centre, * Civic Centre, * SH Library	1	341.00	
INV INV-2016716	03/08/2017	Phoenix Security, Training And Event Group Pty Ltd	Alarm call outs for the month of August 2017 - Civic Centre	1	68.20	
INV INV-2016715	03/08/2017	Phoenix Security, Training And Event Group Pty Ltd	Alarm call outs for the month of August 2017 - Civic Centre, JD Hardie Centre, SH Library , Works Depot	1	68.20	
INV INV-2016740	18/08/2017	Phoenix Security, Training And Event Group Pty Ltd	Alarm call outs for the month of August 2017 - Civic Centre, JD Hardie Centre, SH Library , Works Depot	1	68.20	
		Phoenix Security, Training And Event Group Pty Ltd Total			682.00	682.00
EFT68702	25/08/2017	Picton Press Unit Trust T/a Picton Press	Payment	1		627.88
INV 31254	10/07/2017	Picton Press Unit Trust T/a Picton Press	Postcards and posters for 2017 North West Festival	1	627.88	
		Picton Press Unit Trust T/a Picton Press Total			627.88	627.88
EFT68477	08/08/2017	Pilbara Boats N Bikes	Payment	1		65.00
INV PI12066047	18/01/2016	Pilbara Boats N Bikes	Replacement chains for VEH124 - landscape truck	1	65.00	
EFT68541	14/08/2017	Pilbara Boats N Bikes	Payment	1		262.00
INV PI12076099	19/07/2017	Pilbara Boats N Bikes	Synth Plus Bar Oil 20lt, Synth Plus Bar Oil 1Lt	1	262.00	
		Pilbara Boats N Bikes Total			327.00	327.00
EFT68574	14/08/2017	PILBARA CLEANING & GARDENING SERVICES	Payment	1		1,100.00
INV INV:1039	23/07/2017	PILBARA CLEANING & GARDENING SERVICES	Full interior vacate clean inclusive of professional steam clean of carpets after tenancy of BM coordinator, Full vacate exterior clean of gardens and yard, patch up of lawn/garden damage etc after tenancy of BM coordinator	1	1,100.00	
EFT68727	25/08/2017	PILBARA CLEANING & GARDENING SERVICES	Payment	1		35,200.00
INV INV:1045	09/08/2017	PILBARA CLEANING & GARDENING SERVICES	Cleaning of as per RFQ for period of 9 June - 9 August, Various facilities	1	35,200.00	
EFT68799	31/08/2017	PILBARA CLEANING & GARDENING SERVICES	Payment	1		770.00

Government (Financial Management) Regulations 1996
LIST OF PAYMENTS - Payment Details for the Month of August 2017

Pg22

INV INV:1046	17/08/2017	PILBARA CLEANING & GARDENING SERVICES	Light interior clean of 11b McGregor and exterior garden maintenance including 11a McGregor gardens/yard (excluding carpets)	1	770.00	
		PILBARA CLEANING & GARDENING SERVICES Total			37,070.00	37,070.00
EFT68797	31/08/2017	Pilbara Copy Service	Payment	1		100.87
INV 30802	07/08/2017	Pilbara Copy Service	Pilbara Copy Service	1	100.87	
		Pilbara Copy Service Total			100.87	100.87
EFT68758	31/08/2017	Pilbara Dustbuster TA Kestrel Contracting Pty Ltd	Payment	1		228.80
INV INV-7984	08/08/2017	Pilbara Dustbuster TA Kestrel Contracting Pty Ltd	General clean and freshen up of the Colin Matheson Pavilion.	1	228.80	
		Pilbara Dustbuster TA Kestrel Contracting Pty Ltd Total			228.80	228.80
EFT68594	18/08/2017	Pilbara Music Festival	Payment	1		3,000.00
INV 150817	15/08/2017	Pilbara Music Festival	Community Grant - Pilbara Music Festival 04-09 September 2017	1	3,000.00	
		Pilbara Music Festival Total			3,000.00	3,000.00
EFT68493	08/08/2017	Pilbara Photographics Pty Ltd	Payment	1		660.00
INV 23	04/07/2017	Pilbara Photographics Pty Ltd	Name Plaque for Council Chambers as per the following:, Josephine Bianchi - Manager Governance and Policy, Robert Leeds - Director	1	165.00	
			Development, Sustainability and Lifestyle, Minute Taker, To be picked up once completed.			
INV 18	01/07/2017	Pilbara Photographics Pty Ltd	Professional Photograph of the Current Council, to be taken on Wednesday 28 June at 5:00pm in Council Chambers., Picture to be framed and plaque added., Separate single electronic photographs of the Executive Team (x5).	1	495.00	
EFT68556	14/08/2017	Pilbara Photographics Pty Ltd	Payment	1		987.40
INV I-9430	02/08/2017	Pilbara Photographics Pty Ltd	Go Pro for works and services promotional use	1	987.40	
		Pilbara Photographics Pty Ltd Total			1,647.40	1,647.40
EFT68752	31/08/2017	Pilbara Regional Council	Payment	1		34,828.51
INV FY18-009	08/08/2017	Pilbara Regional Council	Processing of Green Waste for Round 1 and 2 adjusted rate for 10828cubic metres volume @4.81	1	34,828.51	
		Pilbara Regional Council Total			34,828.51	34,828.51
EFT68613	18/08/2017	Pilbara Solutions Pty Ltd t/as Hedland Mobile Windscreens	Payment	1		550.00
INV 3044	27/07/2017	Pilbara Solutions Pty Ltd t/as Hedland Mobile Windscreens	Supply & fit mould to suit the above, supply & fit windscreen to 76 series landcruiser	1	550.00	
		Pilbara Solutions Pty Ltd t/as Hedland Mobile Windscreens Total			550.00	550.00
EFT68488	08/08/2017	Pirtek Port Hedland	Payment	1		939.80
INV PH-T00016645	02/06/2017	Pirtek Port Hedland	High press. lubrication hose dn4 - empty, ferrule suit dn4 hose - field attachable, 6mm strandpipe str suit dn4 hose I20, tube nut, cutting ring - b3, service call - normal, labour - per hour normal	1	215.38	
INV PH-T00015160	10/04/2017	Pirtek Port Hedland	supply hose assembly & fittings - landfill washdown bay repairs	1	417.24	
INV PH-T00017094	20/06/2017	Pirtek Port Hedland	35 bar wp, 35bar wp, male elbow, female tailpiece	1	162.29	
INV PH-T00016925	15/06/2017	Pirtek Port Hedland	Parts and supplies	1	144.89	
EFT68681	25/08/2017	Pirtek Port Hedland	Payment	1		2,861.86
INV PH-T00018194	29/07/2017	Pirtek Port Hedland	hp/ht retrac reel	1	1,639.68	
INV PH-T00018167	28/07/2017	Pirtek Port Hedland	Jetwash hose assembly, ball quick coup. - type b - 3/8 bsp male, handle (blue) sui jw210/400-06 hose, pirtek workshop labour rate	1	627.37	
INV PH-T00018147	17/07/2017	Pirtek Port Hedland	Pirtek class flex-clear 25mm, econolok - coupler x bspt fem, p6 1 x 1 male elbow, lpbv - 2w full bore aga ylw steel lever, 2"-1" reducing bush	1	594.81	
		Pirtek Port Hedland Total			3,801.66	3,801.66
24654	11/08/2017	Please Pay Cash - (Depot PC)	Payment	1		429.40
INV 0717	10/08/2017	Please Pay Cash - (Depot PC)	Petty cash purchases	1	429.40	
		Please Pay Cash - (Depot PC) Total			429.40	429.40
24653	11/08/2017	Please Pay Cash - (JD Hardie PC)	Payment	1		435.70
INV 170717	14/07/2017	Please Pay Cash - (JD Hardie PC)	Petty cash purchases	1	435.70	
		Please Pay Cash - (JD Hardie PC) Total			435.70	435.70
EFT68647	25/08/2017	PMG - PILBARA MOTOR GROUP PTY LTD (Pilbara Toyota & Pilbara Nissan)	Payment	1		1,226.90
INV JI30105258	02/08/2017	PMG - PILBARA MOTOR GROUP PTY LTD (Pilbara Toyota & Pilbara Nissan)	80,000km Service as per service schedule	1	1,226.90	

Government (Financial Management) Regulations 1996
LIST OF PAYMENTS - Payment Details for the Month of August 2017

Pg23

EFT68741	31/08/2017	PMG - PILBARA MOTOR GROUP PTY LTD (Pilbara Toyota & Pilbara Nissan)	Payment	1		524.65
INV J130105322	04/08/2017	PMG - PILBARA MOTOR GROUP PTY LTD (Pilbara Toyota & Pilbara Nissan)	Service	1	385.83	
INV P120102779	20/07/2017	PMG - PILBARA MOTOR GROUP PTY LTD (Pilbara Toyota & Pilbara Nissan)	COVER, ROOF, FREIGHT	1	138.82	
		PMG - PILBARA MOTOR GROUP PTY LTD (Pilbara Toyota & Pilbara Nissan) Total			1,751.55	1,751.55
EFT68660	25/08/2017	Port Hedland Chamber of Commerce	Payment	1		120.00
INV INV-2614	02/08/2017	Port Hedland Chamber of Commerce	26th July Business Breakfast - Director Development, Sustainability & Lifestyle & Comms team, 26th July Business Breakfast - A/Manager Financial Services	1	120.00	
		Port Hedland Chamber of Commerce Total			120.00	120.00
303598	31/08/2017	Port Hedland Junior Rugby League Association	Payment	3		1,040.00
INV T1496	31/08/2017	Port Hedland Junior Rugby League Association	Bond for Community Bus 29/7/17, 5/8/17, 26/8/17	3	1,040.00	
		Port Hedland Junior Rugby League Association Total			1,040.00	1,040.00
EFT68498	08/08/2017	Port Hedland Medical Centre	Payment	1		962.50
INV 246005	12/07/2017	Port Hedland Medical Centre	Pre employment medical	1	176.00	
INV 246004	12/07/2017	Port Hedland Medical Centre	Pre employment medical	1	187.00	
INV 246002	12/07/2017	Port Hedland Medical Centre	Pre employment medical	1	176.00	
INV 246003	12/07/2017	Port Hedland Medical Centre	Pre employment medical	1	187.00	
INV 246640	20/07/2017	Port Hedland Medical Centre	Pre employment medical	1	187.00	
INV 246641	20/07/2017	Port Hedland Medical Centre	Pre employment medical	1	49.50	
EFT68694	25/08/2017	Port Hedland Medical Centre	Payment	1		1,509.10
INV 248137	03/08/2017	Port Hedland Medical Centre	Pre employment medical	1	187.00	
INV 248139	03/08/2017	Port Hedland Medical Centre	Pre employment medical	1	115.50	
INV 248135	03/08/2017	Port Hedland Medical Centre	Pre employment medical	1	187.00	
INV 248136	03/08/2017	Port Hedland Medical Centre	Pre employment medical	1	115.50	
INV 248042	27/07/2017	Port Hedland Medical Centre	Pre employment medical	1	187.00	
INV 248043	27/07/2017	Port Hedland Medical Centre	Pre employment medical	1	176.00	
INV 248044	27/07/2017	Port Hedland Medical Centre	Pre employment medical	1	138.60	
INV 248089	27/07/2017	Port Hedland Medical Centre	Pre employment medical 27.07.17	1	100.00	
INV 248122	03/08/2017	Port Hedland Medical Centre	Pre employment medical	1	187.00	
INV 248123	03/08/2017	Port Hedland Medical Centre	Pre employment medical	1	115.50	
		Port Hedland Medical Centre Total			2,471.60	2,471.60
EFT68517	08/08/2017	Port Hedland Unit Trust T/a Brumby's Go South Hedland	Payment	1		120.00
INV INV-0121	12/07/2017	Port Hedland Unit Trust T/a Brumby's Go South Hedland	Brick by Brick Exhibition Lego Cake for Exhibition Launch.	1	120.00	
EFT68636	18/08/2017	Port Hedland Unit Trust T/a Brumby's Go South Hedland	Payment	1		255.00
INV INV-0120	12/07/2017	Port Hedland Unit Trust T/a Brumby's Go South Hedland	3 x slab cakes for Marapikurrinya Park Opening, To be picked up at 9.00am Sautrday 10 June 2017	1	255.00	
EFT68726	25/08/2017	Port Hedland Unit Trust T/a Brumby's Go South Hedland	Payment	1		79.40
INV INV-0128	29/07/2017	Port Hedland Unit Trust T/a Brumby's Go South Hedland	Morning Tea for Employee Orientation - 20 July 2017, To be delivered at 8am at the Council Chambers	1	79.40	
		Port Hedland Unit Trust T/a Brumby's Go South Hedland Total			454.40	454.40
EFT68706	25/08/2017	Pumps Australia Pty Ltd	Payment	1		634.70
INV C17513	25/07/2017	Pumps Australia Pty Ltd	hp15f/f pump kit single (hp15a-qxu), freight	1	634.70	
		Pumps Australia Pty Ltd Total			634.70	634.70
DD37165.13	01/08/2017	Q Super	Payment	1		1,756.60
INV SUPER	01/08/2017	Q Super	Payroll Deduction	1	1,301.83	

Government (Financial Management) Regulations 1996
LIST OF PAYMENTS - Payment Details for the Month of August 2017

Pg24

INV DEDUCTION	01/08/2017	Q Super	Payroll Deduction	1	281.86	
INV DEDUCTION	01/08/2017	Q Super	Payroll Deduction	1	106.07	
INV DEDUCTION	01/08/2017	Q Super	Payroll Deduction	1	66.84	
DD37215.13	15/08/2017	Q Super	Payment	1		1,426.77
INV SUPER	15/08/2017	Q Super	Payroll Deduction	1	1,047.94	
INV DEDUCTION	15/08/2017	Q Super	Payroll Deduction	1	81.86	
INV DEDUCTION	15/08/2017	Q Super	Payroll Deduction	1	96.97	
INV DEDUCTION	15/08/2017	Q Super	Payroll Deduction	1	200.00	
DD37274.11	29/08/2017	Q Super	Payment	1		1,426.77
INV SUPER	29/08/2017	Q Super	Payroll Deduction	1	1,047.94	
INV DEDUCTION	29/08/2017	Q Super	Payroll Deduction	1	81.86	
INV DEDUCTION	29/08/2017	Q Super	Payroll Deduction	1	96.97	
INV DEDUCTION	29/08/2017	Q Super	Payroll Deduction	1	200.00	
		Q Super Total			4,610.14	4,610.14
EFT68503	08/08/2017	RDA - Pilbara Inc t/as Pilbara Area Consultative Committee	Payment	1		650.00
INV INV-0090	04/07/2017	RDA - Pilbara Inc t/as Pilbara Area Consultative Committee	Replacement office furniture for Office of the CEO. Received at discounted price through RDA Pilbara. , 1x workstation, 1x bookcase, 1x credenza, 1x bar fridge	1	650.00	
		RDA - Pilbara Inc t/as Pilbara Area Consultative Committee Total			650.00	650.00
EFT68480	08/08/2017	Ready Workforce - Chandler Macleod Ltd	Payment	1		4,783.59
INV 92413709	28/06/2017	Ready Workforce - Chandler Macleod Ltd	HR Support Contractor through Ready Workforce - Chandler Macleod , 3 May 2017 - 3 August 2017	1	2,365.90	
INV 92422122	12/07/2017	Ready Workforce - Chandler Macleod Ltd	HR Support Contractor through Ready Workforce - Chandler Macleod , 3 May 2017 - 3 August 2017	1	2,417.69	
EFT68544	14/08/2017	Ready Workforce - Chandler Macleod Ltd	Payment	1		2,734.45
INV 92425660	19/07/2017	Ready Workforce - Chandler Macleod Ltd	HR Support Contractor through Ready Workforce - Chandler Macleod , 3 May 2017 - 3 August 2017	1	935.88	
INV 92424713	19/07/2017	Ready Workforce - Chandler Macleod Ltd	20 days labour hire Victoria Nelson backfill of POL position Waste 11th July - 7th August.	1	1,798.57	
EFT68599	18/08/2017	Ready Workforce - Chandler Macleod Ltd	Payment	1		2,221.76
INV 92427442	26/07/2017	Ready Workforce - Chandler Macleod Ltd	20 days labour hire Victoria Nelson backfill of POL position Waste 11th July - 7th August.	1	2,221.76	
EFT68669	25/08/2017	Ready Workforce - Chandler Macleod Ltd	Payment	1		7,461.32
INV 92431431	02/08/2017	Ready Workforce - Chandler Macleod Ltd	Supply Labour Hire Worker For Irrigation 180Hrs , As Per Attached Quote WE 30.07.17	1	1,259.85	
INV 92431430	02/08/2017	Ready Workforce - Chandler Macleod Ltd	20 days labour hire Victoria Nelson backfill of POL position Waste 11th July - 7th August. WE 30.07.17	1	2,327.56	
INV 92427441	26/07/2017	Ready Workforce - Chandler Macleod Ltd	HR Support Contractor through Ready Workforce - Chandler Macleod , 3 May 2017 - 3 August 2017 WE 23.07.17	1	1,403.82	
INV 92431429	02/08/2017	Ready Workforce - Chandler Macleod Ltd	HR Support Contractor through Ready Workforce - Chandler Macleod , 3 May 2017 - 3 August 2017 WE 30.07.17	1	2,470.09	
EFT68762	31/08/2017	Ready Workforce - Chandler Macleod Ltd	Payment	1		7,248.02
INV 92435528	09/08/2017	Ready Workforce - Chandler Macleod Ltd	Supply Labour Hire Worker For Irrigation 180Hrs , As Per Attached Quote	1	2,405.17	
INV 92435527	09/08/2017	Ready Workforce - Chandler Macleod Ltd	20 days labour hire Victoria Nelson backfill of POL position Waste 11th July - 7th August. We 06.08.17	1	2,221.76	
INV 92435529	09/08/2017	Ready Workforce - Chandler Macleod Ltd	HR Support Contractor through Ready Workplace - Chandler Macleod , 3 August 2017 - 3 November 2017 WE 06.08.17	1	2,621.09	
		Ready Workforce - Chandler Macleod Ltd Total			24,449.14	24,449.14
EFT68800	31/08/2017	Recharge Petroleum	Payment	1		45,471.68
INV 310717	31/07/2017	Recharge Petroleum	Fuel Charges Recharge July 2017		5,497.01	
INV 310717-1	31/07/2017	Recharge Petroleum	Fuel Charges Recharge July 2017		6,087.58	
INV 310717-2	31/07/2017	Recharge Petroleum	Fuel Charges Recharge July 2017		6,239.29	
INV 310717-3	31/07/2017	Recharge Petroleum	Fuel Charges Recharge July 2017		3,590.27	
INV 310717-4	31/07/2017	Recharge Petroleum	Fuel Charges Recharge July 2017		4,482.18	
INV 310717-5	31/07/2017	Recharge Petroleum	Fuel Charges Recharge July 2017		17,235.94	
INV 310717	31/07/2017	Recharge Petroleum	Fuel Charges Recharge July 2017	1	2,339.41	
		Recharge Petroleum Total			45,471.68	45,471.68
EFT68581	14/08/2017	Records And Information Management Professionals Australasia	Payment	1		132.00
INV I0014316	17/07/2017	Records And Information Management Professionals Australasia	Advertising Senior Records job vacancy through Records and Information Management Professionals Australasia.	1	132.00	
		Records And Information Management Professionals Australasia Total			132.00	132.00
EFT68630	18/08/2017	REDDINGS ELECTRICAL PTY LTD	Payment	1		2,200.00
INV 2226	20/07/2017	REDDINGS ELECTRICAL PTY LTD	Disconnect / reconnect and installation of all electrical fittings, speakers, etc. for new ceiling install to PA Room at JD Hardie Centre approx start date 03/07/2017	1	1,100.00	

Government (Financial Management) Regulations 1996
LIST OF PAYMENTS - Payment Details for the Month of August 2017

Pg25

INV 2203	22/06/2017	REDDINGS ELECTRICAL PTY LTD	Attend to investigate the tennis court lights and repair the front courts timer and coin box	1	1,100.00	
EFT68720	25/08/2017	REDDINGS ELECTRICAL PTY LTD	Payment	1		10,240.00
INV 2193	22/06/2017	REDDINGS ELECTRICAL PTY LTD	Civic Centre Floor light maintenance and 2x new floodlights	1	5,000.00	
INV 2251	20/07/2017	REDDINGS ELECTRICAL PTY LTD	Check BBQ 1 - Pretty Pool Park - Light comes on but not heating up	1	400.00	
INV 2268	04/08/2017	REDDINGS ELECTRICAL PTY LTD	Fuel delivery July 2017, Fuel delivery July 2017, Fuel delivery July 2017, Fuel delivery July 2017, Fuel delivery July 2017, Fuel delivery July 2017, Fuel delivery July 2017	1	4,840.00	
EFT68793	31/08/2017	REDDINGS ELECTRICAL PTY LTD	Payment	1		200.00
INV 2235	20/07/2017	REDDINGS ELECTRICAL PTY LTD	Repairs to office light - JD Hardie Centre	1	200.00	
		REDDINGS ELECTRICAL PTY LTD Total			12,640.00	12,640.00
EFT68663	25/08/2017	Redwave Media Ltd	Payment	1		6,336.00
INV 48043-1	31/07/2017	Redwave Media Ltd	Radio advertising for North West Festival	1	3,828.00	
INV 47939-1	31/07/2017	Redwave Media Ltd	Radio advertising for July 2017 - 120 x 30 sec ads	1	2,508.00	
		Redwave Media Ltd Total			6,336.00	6,336.00
303593	11/08/2017	Reece Arnold	Payment	3		119.00
INV T1495	11/08/2017	Reece Arnold	Cat Trap Bond	3	119.00	
		Reece Arnold Total			119.00	119.00
EFT68701	25/08/2017	Reece Pty Ltd	Payment	1		121.90
INV 206958826	04/07/2017	Reece Pty Ltd	Monthly consumables as required	1	101.04	
INV 206958919	06/07/2017	Reece Pty Ltd	Monthly consumables as required - Plasson Fem Elbow No. 7150	1	20.86	
		Reece Pty Ltd Total			121.90	121.90
EFT68510	08/08/2017	Reibel Concrete And Fencing Works	Payment	1		9,475.00
INV 45	29/07/2017	Reibel Concrete And Fencing Works	Civic Centre Concrete Works as per Quote 071-17 supplied 19/7/17 (excluding item A)	1	9,475.00	
EFT68569	14/08/2017	Reibel Concrete And Fencing Works	Payment	1		4,195.00
INV 46	03/08/2017	Reibel Concrete And Fencing Works	Supply plant materials and labour to set out bore holes for container footings, set up base plates and pour container footings for container relocation to GAC not GST registered	1	4,195.00	
EFT68723	25/08/2017	Reibel Concrete And Fencing Works	Payment	1		3,760.00
INV 47	13/08/2017	Reibel Concrete And Fencing Works	cover grate on Stormwater sump on lawn at Civic Ctr. As per quote No 055 -17, 0	1	890.00	
INV 49	15/08/2017	Reibel Concrete And Fencing Works	Supply labour & materials to install white cracker dust to verge @ 8a Ashburton crt as per quote provided	1	2,870.00	
		Reibel Concrete And Fencing Works Total			17,430.00	17,430.00
EFT68591	18/08/2017	Repco Auto Parts	Payment	1		283.34
INV 4660690367	21/07/2017	Repco Auto Parts	Repair kit - l/tite pet rad tank, Sellys knead it aqua 50g, tie down - 3m ratc x 2 / 1.8m cam x 2, wd40 350gram smart straw	1	183.37	
INV 4660690979	26/07/2017	Repco Auto Parts	Oricom Rechargeable 1W UHF CB Radio w/FM Radio - Landfill - Dan W, Cw - belt clip, rechargeable batteries plus cable for charging , via USB	1	99.97	
		Repco Auto Parts Total			283.34	283.34
DD37165.5	01/08/2017	REST SUPER	Payment	1		2,323.32
INV SUPER	01/08/2017	REST SUPER	Payroll Deduction	1	1,981.43	
INV DEDUCTION	01/08/2017	REST SUPER	Payroll Deduction	1	341.89	
DD37215.5	15/08/2017	REST SUPER	Payment	1		2,184.31
INV SUPER	15/08/2017	REST SUPER	Payroll Deduction	1	1,855.80	
INV DEDUCTION	15/08/2017	REST SUPER	Payroll Deduction	1	328.51	
DD37274.5	29/08/2017	REST SUPER	Payment	1		2,185.76
INV SUPER	29/08/2017	REST SUPER	Payroll Deduction	1	1,857.25	
INV DEDUCTION	29/08/2017	REST SUPER	Payroll Deduction	1	328.51	
		REST SUPER Total			6,693.39	6,693.39
EFT68679	25/08/2017	Ribshire PL T/A Goodline	Payment	1		3,403.40
INV 93694	02/08/2017	Ribshire PL T/A Goodline	Modification to curtain holding brace	1	3,403.40	
		Ribshire PL T/A Goodline Total			3,403.40	3,403.40
EFT68653	25/08/2017	Roadshow Films Pty Ltd	Payment	1		822.50
INV 2407647	21/07/2017	Roadshow Films Pty Ltd	July 1st 2017 - Junes 30th 2018, Estimated on \$330 a movie x 2 a month Wonder Woman 07.07.17 - 12.07.17	1	822.50	
		Roadshow Films Pty Ltd Total			822.50	822.50
EFT68732	25/08/2017	Roadstone West Unit Trust T/A Greenfield Technical Services	Payment	1		2,145.00
INV INV-0251	31/07/2017	Roadstone West Unit Trust T/A Greenfield Technical Services	*WALGA Preferred Supplier C001_13*, Provision of professional services in relation to Engineering Services for the WANDRRA event AGRN743., Scope: Prepare RFT documents for Flood Damage Plant Hire Contractor and Generic Project Manager/Site Supervision Services & participate in tender evaluation for plant hire contractor.	1	2,145.00	

Government (Financial Management) Regulations 1996
LIST OF PAYMENTS - Payment Details for the Month of August 2017

Pg26

		Roadstone West Unit Trust T/A Greenfield			2,145.00	
		Technical Services Total				2,145.00
EFT68643	18/08/2017	ROBERT KRONBERGER	Payment	1		3,456.16
INV A200320	15/08/2017	ROBERT KRONBERGER	Rates refund for assessment A200320 UNIT 308 15-21 WELSH STREET(HIGHRISE)		3,456.16	
		ROBERT KRONBERGER Total			3,456.16	3,456.16
EFT68520	08/08/2017	Robert Leeds	Payment	1		140.00
INV 1223	21/07/2017	Robert Leeds	Reimbursement of dinner for employees	1	140.00	
EFT68577	14/08/2017	Robert Leeds	Payment	1		199.00
INV 110817	11/08/2017	Robert Leeds	Incidentals for Director Development, Sustainability and Lifestyle while in Perth attending Ministerial & Stakeholder meetings in Perth on 31 July & 1 August 2017	1	199.00	
		Robert Leeds Total			339.00	339.00
EFT68753	31/08/2017	Royal Life Saving (WA Branch)	Payment	1		1,013.71
INV 71260	20/07/2017	Royal Life Saving (WA Branch)	2017 Completion of Code of Practice Safety Assessment services for SHAC, GAC and Marquee Park	1	1,013.71	
		Royal Life Saving (WA Branch) Total			1,013.71	1,013.71
EFT68525	08/08/2017	Safe Work Laboratories Pty Ltd	Payment	1		531.52
INV 6358	14/07/2017	Safe Work Laboratories Pty Ltd	Perform 9 x Drug and Alcohol tests at the Landfill site on ToPH Staff. To be performed by an accredited collector. Invoice # 6358	1	531.52	
EFT68734	25/08/2017	Safe Work Laboratories Pty Ltd	Payment	1		2,913.50
INV 6556	31/07/2017	Safe Work Laboratories Pty Ltd	Drug and Alcohol Testing for Depot Staff	1	2,913.50	
		Safe Work Laboratories Pty Ltd Total			3,445.02	3,445.02
EFT68785	31/08/2017	Safeway Building and Renovations Pty Ltd	Payment	1		2,310.00
INV 2799	28/08/2017	Safeway Building and Renovations Pty Ltd	Site visit to SHAC including flights and car hire., Provide formal scope of works document for: supply and installation for water polo anchor, two pool ladders and one basketball ring with backboard and post including concrete footing designed for cyclonic regions to match existing ring.	1	2,310.00	
		Safeway Building and Renovations Pty Ltd Total			2,310.00	2,310.00
EFT68625	18/08/2017	Scope Rentals Pty Ltd	Payment	1		6,006.91
INV 24611	31/07/2017	Scope Rentals Pty Ltd	Preventative service plan model C754e (GEM) Serial A2X0047000465, Copies Monthly rental charge model C754e (GEM) Serial A2X0047000465		1,975.20	
INV 24610	31/07/2017	Scope Rentals Pty Ltd	Prevantative service plan model C284e (GEM) Serial A5C2041103575, Copies since 30.06.17, Monthly rental charge model C284e (GEM) Serial A5C2041103575		401.67	
INV 24612	31/07/2017	Scope Rentals Pty Ltd	Preventative service plan model C284e (GEM) Serial A5C2041101297, Copies Monthly rental charge model C284e (GEM) Serial A5C2041101297		556.98	
INV 24613	31/07/2017	Scope Rentals Pty Ltd	Preventative service plan model C754e (GEM) Serial A2X0047000444, Copies since Monthly rental charge model C754e (GEM) Serial A2X0047000444		1,984.14	
INV 24615	31/07/2017	Scope Rentals Pty Ltd	Prevantative Service Plan C454eb-WA Serial A5C0041004782 copies since 30.06.17		587.57	
INV 24614	31/07/2017	Scope Rentals Pty Ltd	Preventative service plan model C284e (GEM) Serial A5C2041101318, Copies since 30.06.17, Monthly rental charge model C284e (GEM) Serial A5C2041101318		501.35	
		Scope Rentals Pty Ltd Total			6,006.91	6,006.91
EFT68557	14/08/2017	Seat Advisor Pty Ltd	Payment	1		716.16
INV INV-00027723	02/08/2017	Seat Advisor Pty Ltd	July 17 seat advisor ticket system usage- Based on tickets sold per month,	1	716.16	
		Seat Advisor Pty Ltd Total			716.16	716.16
EFT68670	25/08/2017	Security & Key Distributors Pty Ltd	Payment	1		287.21
INV 1030979	05/07/2017	Security & Key Distributors Pty Ltd	5 x copies of each key: BEH1400 1x-16 & - as per quote 1030979 - extra keys for GAC	1	144.26	
INV 1031434	28/07/2017	Security & Key Distributors Pty Ltd	Replacement of B5 Padlock at Colin Matheson Oval due to its removal by an unknown party., Platium Air Bag	1	142.95	
		Security & Key Distributors Pty Ltd Total			287.21	287.21
EFT68500	08/08/2017	Shaun Jarvis t/as Freestyle Now	Payment	1		1,943.73
INV 1701	17/07/2017	Shaun Jarvis t/as Freestyle Now	Skate workshops and competition 11th, 12 and 13th August 2017	1	1,943.73	
		Shaun Jarvis t/as Freestyle Now Total			1,943.73	1,943.73
EFT68603	18/08/2017	Signswest	Payment	1		3,023.24
INV 61240	04/08/2017	Signswest	Replacement of Marquee Park sign under insurance claim as per advice from LGIS. Claim PR0014953	1	2,929.30	
INV 61165	26/07/2017	Signswest	280x40mm s/a signs as per list supplied	1	93.94	
		Signswest Total			3,023.24	3,023.24
EFT68515	08/08/2017	Skipper Transport Parts	Payment	1		3,566.45
INV 15600251	12/06/2017	Skipper Transport Parts	Window L/Gate	1	-	967.30
INV 1646607	29/06/2017	Skipper Transport Parts	4x 20L drums of Kerosene, \$92.65 GST inclusive	1	370.61	

Government (Financial Management) Regulations 1996
LIST OF PAYMENTS - Payment Details for the Month of August 2017

Pg27

INV 1606994	30/06/2017	Skipper Transport Parts	Fuel Filter, Fuel Filter, 90 Plus Red, Battery, Retracta Air, Power Lube, Castrol, Lube Filter, Fuel Filter, HeadLamp, CAP ASM, Cabin Filter, Oil Filter, Air Filter, Smart -o Drain, LED RCL, MDL 41, Oil Filter, MF Century, Tridon Clamp 11-22, Tridon Clamp 14-27, Tridon Clamp 21-38, 1/2 Drive Impact, Fan Belt Dayco, Alternator, Lube Filter	1	4,163.14	
EFT68725	25/08/2017	Skipper Transport Parts	Payment	1		4,053.74
INV 1651669	31/07/2017	Skipper Transport Parts	Skipper PO for parts and services July 2017	1	4,053.74	
		Skipper Transport Parts Total			7,620.19	7,620.19
EFT68495	08/08/2017	Smeaton Transport Pty Ltd	Payment	1		1,372.80
INV 1971	11/07/2017	Smeaton Transport Pty Ltd	Upgrade of Irrigation and Power for Cemetery, -Transport of 50,000L Water Tank from TOPH Depot to Cemetery, -As per Transport requirements 2Xpilot drivers,	1	1,372.80	
		Smeaton Transport Pty Ltd Total			1,372.80	1,372.80
EFT68538	14/08/2017	Sony Pictures Releasing Pty Ltd	Payment	1		550.00
INV 704243-1	31/07/2017	Sony Pictures Releasing Pty Ltd	Screening of Rough night and SMURFS: The lost Vil	1	275.00	
INV 704242-1	31/07/2017	Sony Pictures Releasing Pty Ltd	Screening of Rough night and SMURFS: The lost Vil	1	275.00	
		Sony Pictures Releasing Pty Ltd Total			550.00	550.00
EFT68795	31/08/2017	South Hedland Cougars Junior Rugby League	Payment	1		61.40
INV 261526	22/08/2017	South Hedland Cougars Junior Rugby League	Refund for cancelled hire of community bus - 1 day hire	1	61.40	
		South Hedland Cougars Junior Rugby League Total			61.40	61.40
303597	31/08/2017	South Hedland Primary School	Payment	3		550.00
INV T126	31/08/2017	South Hedland Primary School	Bond for hire of MMR on 25/8/17 for Primary School Lightning Carnival, Key bond #44 Marie Marland Reserve - Primary School Lightning Carnival	3	550.00	
		South Hedland Primary School Total			550.00	550.00
EFT68536	14/08/2017	South Hedland Veterinary Hospital	Payment	1		3,125.05
INV 187623	30/06/2017	South Hedland Veterinary Hospital	Animal Euthanasia - Includes backlog of invoices and current invoices	1	3,125.05	
		South Hedland Veterinary Hospital Total			3,125.05	3,125.05
EFT68497	08/08/2017	St John Ambulance Western Australia Ltd - Hedland	Payment	1		712.00
INV FAINV00070140	12/07/2017	St John Ambulance Western Australia Ltd - Hedland	Certified CRP training for slam staff	1	89.00	
INV FAINV00070141	12/07/2017	St John Ambulance Western Australia Ltd - Hedland	Certified CRP training for slam staff	1	89.00	
INV FAINV00070142	12/07/2017	St John Ambulance Western Australia Ltd - Hedland	Certified CRP training for slam staff	1	89.00	
INV FAINV00070143	12/07/2017	St John Ambulance Western Australia Ltd - Hedland	Certified CRP training for slam staff	1	89.00	
INV FAINV00070144	12/07/2017	St John Ambulance Western Australia Ltd - Hedland	Certified CRP training for slam staff	1	89.00	
INV FAINV00070145	12/07/2017	St John Ambulance Western Australia Ltd - Hedland	Certified CRP training for slam staff	1	89.00	
INV FAINV00070146	12/07/2017	St John Ambulance Western Australia Ltd - Hedland	Certified CRP training for slam staff	1	89.00	
INV FAINV00070147	12/07/2017	St John Ambulance Western Australia Ltd - Hedland	Certified CRP training for slam staff	1	89.00	
		St John Ambulance Western Australia Ltd - Hedland Total			712.00	712.00
EFT68555	14/08/2017	Starr Special Events Australia	Payment	1		2,887.50
INV 2894	01/08/2017	Starr Special Events Australia	Russell Morris live show on the 22/7/17.	1	2,887.50	
		Starr Special Events Australia Total			2,887.50	2,887.50
EFT68529	08/08/2017	Stephen Shepherd	Payment	1		200.00
INV 260136	03/08/2017	Stephen Shepherd	Credit of Stall Holder Fees Spinifex Spree 2017	1	200.00	
		Stephen Shepherd Total			200.00	200.00
EFT68688	25/08/2017	Stihl Shop Redcliffe	Payment	1		572.05
INV 12020#1	19/07/2017	Stihl Shop Redcliffe	Handheld Stihl pump sprayer 1.6lt - P&G, Quote No. 1414	1	99.45	
INV 12019#1	19/07/2017	Stihl Shop Redcliffe	HP 10Lt 2 Stroke Lube	1	472.60	

Government (Financial Management) Regulations 1996
LIST OF PAYMENTS - Payment Details for the Month of August 2017

Pg28

		Stihl Shop Redcliffe Total			572.05	572.05
303596	23/08/2017	STUART RAMSAY	Payment	3		119.00
INV T1493	18/08/2017	STUART RAMSAY	Cat Trap Bond	3	119.00	
		STUART RAMSAY Total			119.00	119.00
EFT68473	08/08/2017	Studiocanal Pty Ltd	Payment	1		357.50
INV AU014437	19/07/2017	Studiocanal Pty Ltd	Screening Rights John Wick 2	1	357.50	
		Studiocanal Pty Ltd Total			357.50	357.50
EFT68672	25/08/2017	SUNNY SIGN COMPANY PTY LTD	Payment	1		413.60
INV 364261	17/07/2017	SUNNY SIGN COMPANY PTY LTD	300x450 1.6 Ali Post Hole Green on White - Non refle, PARALLEL PARKING ONLY w/bi-directional arrow, Quote No.309999	1	72.60	
INV 364710	21/07/2017	SUNNY SIGN COMPANY PTY LTD	Farewell Street Blade dbl sided - Depot staff, Christy Thomas 21.8.2013 - 11.07.2017, *Quote No. 310491	1	44.00	
INV 365070	26/07/2017	SUNNY SIGN COMPANY PTY LTD	19mm Banding S/S C206x30.5mt (Red Tote) - Signs, Quote No. 310729	1	297.00	
		SUNNY SIGN COMPANY PTY LTD Total			413.60	413.60
EFT68558	14/08/2017	Sunset Events	Payment	1		210,650.00
INV 2644	02/08/2017	Sunset Events	Sponsorship as at 31 May 2017, North West Festival Sponsorship Disbursement - BHP, North West Festival Sponsorship Disbursement - FMG, North West Festival Sponsorship Disbursement - Roy Hill, North West Festival Sponsorship Disbursement - PPA, North West Festival Sponsorship Disbursement - Tourism WA, North West Festival Sponsorship Disbursement - Goodline, North West Festival Sponsorship Disbursement - Conway Highbury	1	210,650.00	
		Sunset Events Total			210,650.00	210,650.00
DD37165.8	01/08/2017	Sunsuper Superannuation Fund	Payment	1		1,905.13
INV SUPER	01/08/2017	Sunsuper Superannuation Fund	Payroll Deduction	1	1,401.23	
INV DEDUCTION	01/08/2017	Sunsuper Superannuation Fund	Payroll Deduction	1	138.75	
INV DEDUCTION	01/08/2017	Sunsuper Superannuation Fund	Payroll Deduction	1	103.67	
INV DEDUCTION	01/08/2017	Sunsuper Superannuation Fund	Payroll Deduction	1	261.48	
DD37215.8	15/08/2017	Sunsuper Superannuation Fund	Payment	1		2,299.43
INV SUPER	15/08/2017	Sunsuper Superannuation Fund	Payroll Deduction	1	1,705.31	
INV DEDUCTION	15/08/2017	Sunsuper Superannuation Fund	Payroll Deduction	1	138.75	
INV DEDUCTION	15/08/2017	Sunsuper Superannuation Fund	Payroll Deduction	1	67.43	
INV DEDUCTION	15/08/2017	Sunsuper Superannuation Fund	Payroll Deduction	1	98.53	
INV DEDUCTION	15/08/2017	Sunsuper Superannuation Fund	Payroll Deduction	1	289.41	
DD37274.8	29/08/2017	Sunsuper Superannuation Fund	Payment	1		2,428.17
INV SUPER	29/08/2017	Sunsuper Superannuation Fund	Payroll Deduction	1	1,818.77	
INV DEDUCTION	29/08/2017	Sunsuper Superannuation Fund	Payroll Deduction	1	138.75	
INV DEDUCTION	29/08/2017	Sunsuper Superannuation Fund	Payroll Deduction	1	86.13	
INV DEDUCTION	29/08/2017	Sunsuper Superannuation Fund	Payroll Deduction	1	95.11	
INV DEDUCTION	29/08/2017	Sunsuper Superannuation Fund	Payroll Deduction	1	289.41	
		Sunsuper Superannuation Fund Total			6,632.73	6,632.73
DD37165.23	01/08/2017	SuperNunns Pty Ltd	Payment	1		797.59
INV SUPER	01/08/2017	SuperNunns Pty Ltd	Payroll Deduction	1	485.49	
INV DEDUCTION	01/08/2017	SuperNunns Pty Ltd	Payroll Deduction	1	312.10	
DD37215.23	15/08/2017	SuperNunns Pty Ltd	Payment	1		797.59
INV SUPER	15/08/2017	SuperNunns Pty Ltd	Payroll Deduction	1	485.49	
INV DEDUCTION	15/08/2017	SuperNunns Pty Ltd	Payroll Deduction	1	312.10	
DD37274.23	29/08/2017	SuperNunns Pty Ltd	Payment	1		797.58
INV SUPER	29/08/2017	SuperNunns Pty Ltd	Payroll Deduction	1	485.48	
INV DEDUCTION	29/08/2017	SuperNunns Pty Ltd	Payroll Deduction	1	312.10	
		SuperNunns Pty Ltd Total			2,392.76	2,392.76
DD37165.28	01/08/2017	SUPERWRAP - PERSONAL SUPER PLAN	Payment	1		700.00
INV SUPER	01/08/2017	SUPERWRAP - PERSONAL SUPER PLAN	Payroll Deduction	1	646.15	
INV DEDUCTION	01/08/2017	SUPERWRAP - PERSONAL SUPER PLAN	Payroll Deduction	1	53.85	
DD37215.28	15/08/2017	SUPERWRAP - PERSONAL SUPER PLAN	Payment	1		700.00
INV SUPER	15/08/2017	SUPERWRAP - PERSONAL SUPER PLAN	Payroll Deduction	1	646.15	
INV DEDUCTION	15/08/2017	SUPERWRAP - PERSONAL SUPER PLAN	Payroll Deduction	1	53.85	
DD37274.27	29/08/2017	SUPERWRAP - PERSONAL SUPER PLAN	Payment	1		700.00
INV SUPER	29/08/2017	SUPERWRAP - PERSONAL SUPER PLAN	Payroll Deduction	1	646.15	
INV DEDUCTION	29/08/2017	SUPERWRAP - PERSONAL SUPER PLAN	Payroll Deduction	1	53.85	
		SUPERWRAP - PERSONAL SUPER PLAN Total			2,100.00	2,100.00

Government (Financial Management) Regulations 1996
LIST OF PAYMENTS - Payment Details for the Month of August 2017

Pg29

EFT68582	14/08/2017	Taryn Thomas	Payment	1		100.00
INV 020817	02/08/2017	Taryn Thomas	1 Hour performance on the 29th July 2017 at Spinifex Spree Carnival	1	100.00	
		Taryn Thomas Total			100.00	100.00
EFT68743	31/08/2017	Telstra	Payment	1		9,700.70
INV 3802305000/0717	10/08/2017	Telstra	Telephone charges July 2017 Landline Bill	1	9,700.70	
		Telstra Total			9,700.70	9,700.70
EFT68790	31/08/2017	TENDERLINK (Acquired by Dunn and Bradstreet)	Payment	1		165.00
INV AU-230680	31/07/2017	TENDERLINK (Acquired by Dunn and Bradstreet)	RFQ Position Description Review	1	165.00	
		TENDERLINK (Acquired by Dunn and Bradstreet) Total			165.00	165.00
EFT68522	08/08/2017	Territory Rural Pty Ltd	Payment	1		4,196.50
INV 0530010007997	13/06/2017	Territory Rural Pty Ltd	Supply GRUNDFOS NGB 80-50-200/219 22KW with Base, Delivered to TOPH Depot	1	4,196.50	
EFT68579	14/08/2017	Territory Rural Pty Ltd	Payment	1		2,937.44
INV 530010008721	18/07/2017	Territory Rural Pty Ltd	Supply Irrigation Parts as Per Quote# 0530010008721, To Be Delivered To TOPH Depot	1	2,937.44	
EFT68640	18/08/2017	Territory Rural Pty Ltd	Payment	1		325.23
INV 530010008828	26/07/2017	Territory Rural Pty Ltd	Supply Irrigation Stock , As Per Quote #053001000882	1	325.23	
		Territory Rural Pty Ltd Total			7,459.17	7,459.17
EFT68545	14/08/2017	The Australian Workers Union	Payment	1		24.00
INV DEDUCTION	01/08/2017	The Australian Workers Union	Payroll Deduction		24.00	
EFT68600	18/08/2017	The Australian Workers Union	Payment	1		24.00
INV DEDUCTION	15/08/2017	The Australian Workers Union	Payroll Deduction		24.00	
		The Australian Workers Union Total			48.00	48.00
EFT68735	25/08/2017	The Bullshift Company Pty Ltd	Payment	1		7,700.00
INV 236	31/07/2017	The Bullshift Company Pty Ltd	Bullshift Training 28th July 2017	1	7,700.00	
		The Bullshift Company Pty Ltd Total			7,700.00	7,700.00
EFT68519	08/08/2017	The Landing Port Hedland (CMS No 2 Pty Ltd)	Payment	1		183.30
INV 4122	21/07/2017	The Landing Port Hedland (CMS No 2 Pty Ltd)	Catering order for the Ordinary Council Meeting to be held on Wednesday 26 July 2017., To be delivered to the Civic Centre at 5pm on Wednesday 26 July 2017., Dinner from the available menu served in half sized bulk trays to cater for 10 people	1	183.30	
EFT68637	18/08/2017	The Landing Port Hedland (CMS No 2 Pty Ltd)	Payment	1		183.30
INV 4110	16/06/2017	The Landing Port Hedland (CMS No 2 Pty Ltd)	Catering Order for the Ordinary Council Meeting to be held on Wednesday 28 June 2017, To be delivered to the Civic Centre at 5pm on Wednesday 28 June 2017 at 5:00pm., Dinner from the available menu served in half sized bulk trays to cater for 10 people.	1	183.30	
EFT68801	31/08/2017	The Landing Port Hedland (CMS No 2 Pty Ltd)	Payment	1		2,100.00
INV 4130	11/08/2017	The Landing Port Hedland (CMS No 2 Pty Ltd)	Catering for Strong Leaders meeting. 24-25/8/2017 for 30 people per day hot lunch and afternoon tea	1	2,100.00	
		The Landing Port Hedland (CMS No 2 Pty Ltd) Total			2,466.60	2,466.60
EFT68722	25/08/2017	The Sebel Mandurah	Payment	1		1,005.00
INV 586922	18/07/2017	The Sebel Mandurah	Accommodation for Environmental Health Technician to attend Mosquito Management Course 17/9/17 - 22/9/17	1	1,005.00	
		The Sebel Mandurah Total			1,005.00	1,005.00
EFT68622	18/08/2017	The Trustee for B & T Unit Trust t/as Scope Business Imaging	Payment	1		1,199.01
INV 397041	31/07/2017	The Trustee for B & T Unit Trust t/as Scope Business Imaging	Monthly rental charge model C454eb-WA (GEM) Serial A5C0041006632	1	409.44	
INV 397039	31/07/2017	The Trustee for B & T Unit Trust t/as Scope Business Imaging	Photocopier rental and copies		125.05	
INV 397037	07/08/2017	The Trustee for B & T Unit Trust t/as Scope Business Imaging	Preventative Service Plan C454e Serial A5C0041012354 Copies since 30/06/2017		293.70	
INV 397038	31/07/2017	The Trustee for B & T Unit Trust t/as Scope Business Imaging	Preventative Service Plan C454eb-WA (GEM) Serial A5C0041010879, Copies since 30/06/2017		370.82	
EFT68786	31/08/2017	The Trustee for B & T Unit Trust t/as Scope Business Imaging	Payment	1		203.84
INV 397040	31/07/2017	The Trustee for B & T Unit Trust t/as Scope Business Imaging	Monthly rental charge model C454eb-WA (GEM) Serial A5C0041003837	1	203.84	

Government (Financial Management) Regulations 1996
LIST OF PAYMENTS - Payment Details for the Month of August 2017

Pg30

		The Trustee for B & T Unit Trust t/as Scope Business			1,402.85	
		Imaging Total				1,402.85
EFT68737	25/08/2017	The Trustee For Fragile Express Unit Trust T/A WA Removals	Payment	1		1,340.00
INV INV-1572	21/08/2017	The Trustee For Fragile Express Unit Trust T/A WA Removals	Relocation of Manager Marketing Communications & Events as per quote for 9.7 cubic meters - 5/52 Morgans St	1	1,340.00	
		The Trustee For Fragile Express Unit Trust T/A WA Removals Total			1,340.00	1,340.00
EFT68547	14/08/2017	The Trustee for Green Family Trust t/as Pilbara Towing & Tilt Tray Services	Payment	1		350.00
INV 74712	03/08/2017	The Trustee for Green Family Trust t/as Pilbara Towing & Tilt Tray Services	Triple payment by Pilbara Towing of a Landfill Invoice 74712	1	350.00	
		The Trustee for Green Family Trust t/as Pilbara Towing & Tilt Tray Services Total			350.00	350.00
EFT68713	25/08/2017	The Trustee for Hedlandavit No.2 Trust - Harvey Norman Port Hedland	Payment	1		119.80
INV 468249	18/08/2017	The Trustee for Hedlandavit No.2 Trust - Harvey Norman Port Hedland	4 x A2 prints for North West Festival 2017 VIP Area Signage	1	119.80	
EFT68788	31/08/2017	The Trustee for Hedlandavit No.2 Trust - Harvey Norman Port Hedland	Payment	1		1,550.00
INV 463945	14/07/2017	The Trustee for Hedlandavit No.2 Trust - Harvey Norman Port Hedland	Replacement 54 cm Freestanding CHEF gas cooker with separate grill CFG503WALP including extended 4 year replacement care	1	700.00	
INV 468946	24/08/2017	The Trustee for Hedlandavit No.2 Trust - Harvey Norman Port Hedland	BBQ for Landfill	1	850.00	
		The Trustee for Hedlandavit No.2 Trust - Harvey Norman Port Hedland Total			1,669.80	1,669.80
DD37165.18	01/08/2017	The Trustee For REI Super	Payment	1		535.40
INV SUPER	01/08/2017	The Trustee For REI Super	Payroll Deduction	1	405.17	
INV DEDUCTION	01/08/2017	The Trustee For REI Super	Payroll Deduction	1	130.23	
DD37215.17	15/08/2017	The Trustee For REI Super	Payment	1		535.40
INV SUPER	15/08/2017	The Trustee For REI Super	Payroll Deduction	1	405.17	
INV DEDUCTION	15/08/2017	The Trustee For REI Super	Payroll Deduction	1	130.23	
DD37274.16	29/08/2017	The Trustee For REI Super	Payment	1		535.40
INV SUPER	29/08/2017	The Trustee For REI Super	Payroll Deduction	1	405.17	
INV DEDUCTION	29/08/2017	The Trustee For REI Super	Payroll Deduction	1	130.23	
		The Trustee For REI Super Total			1,606.20	1,606.20
EFT68560	14/08/2017	The Trustee for The Grabasch Trust Trading As UDLA	Payment	1		5,825.00
INV 4	28/07/2017	The Trustee for The Grabasch Trust Trading As UDLA	Preparation of South Hedland Cemetery Masterplan;; Phase1 Desktop Review \$1,500, Phase 2 Preliminary Concepts \$7,000, Phase 3 Initial Design Workshop \$5,000, Phase 4 Design Development and Follow Up Workshop \$5,000, Phase 5 Masterplan Report and OPC \$11,000, Disbursements 2 x return airfares, car hire, transfers \$3,200, ,	1	5,825.00	
		The Trustee for The Grabasch Trust Trading As UDLA Total			5,825.00	5,825.00
EFT68580	14/08/2017	The Trustee for the Miller Family Trust T/A Pro Crack Seal	Payment	1		30,140.00
INV 1168	29/06/2017	The Trustee for the Miller Family Trust T/A Pro Crack Seal	Crack sealing works as per quote 1102	1	30,140.00	
		The Trustee for the Miller Family Trust T/A Pro Crack Seal Total			30,140.00	30,140.00
EFT68696	25/08/2017	The Workwear Group Pty Ltd	Payment	1		3,724.11
INV 1662237	04/07/2017	The Workwear Group Pty Ltd	Uniforms and PPE	1	491.30	
INV 1662159	04/07/2017	The Workwear Group Pty Ltd	Uniforms and PPE	1	128.60	
INV 1668815	05/07/2017	The Workwear Group Pty Ltd	Uniforms and PPE	1	135.15	
INV 1660256	03/07/2017	The Workwear Group Pty Ltd	Uniforms and PPE	1	81.60	
INV 1660258	03/07/2017	The Workwear Group Pty Ltd	Uniforms and PPE	1	112.20	
INV 1660262	03/07/2017	The Workwear Group Pty Ltd	Uniforms and PPE	1	388.45	

Government (Financial Management) Regulations 1996
LIST OF PAYMENTS - Payment Details for the Month of August 2017

Pg31

INV 1662158	04/07/2017	The Workwear Group Pty Ltd	Uniforms and PPE	1	283.05	
INV 1677239	07/07/2017	The Workwear Group Pty Ltd	Uniforms and PPE	1	81.60	
INV 1677273	07/07/2017	The Workwear Group Pty Ltd	Uniforms and PPE	1	272.00	
INV 1668762	02/07/2017	The Workwear Group Pty Ltd	Uniforms and PPE	1	331.51	
INV 1670845	06/07/2017	The Workwear Group Pty Ltd	Uniforms and PPE	1	351.91	
INV 1697538	14/07/2017	The Workwear Group Pty Ltd	Uniforms and PPE	1	61.20	
INV 1697526	14/07/2017	The Workwear Group Pty Ltd	Uniforms and PPE	1	376.55	
INV 1677163	07/07/2017	The Workwear Group Pty Ltd	Uniforms and PPE	1	265.20	
INV 1677246	07/07/2017	The Workwear Group Pty Ltd	Uniforms and PPE	1	81.60	
INV 1691064	12/07/2017	The Workwear Group Pty Ltd	Uniforms and PPE	1	81.60	
INV 1715170	20/07/2017	The Workwear Group Pty Ltd	Uniforms and PPE	1	139.39	
INV 1722582	24/07/2017	The Workwear Group Pty Ltd	Uniforms and PPE	1	61.20	
		The Workwear Group Pty Ltd Total			3,724.11	3,724.11
EFT68508	08/08/2017	Tintman Window Tinting - The Trustee for Griffiths Family Trust	Payment	1		600.00
INV 739	31/07/2017	Tintman Window Tinting - The Trustee for Griffiths Family Trust	Spinifex Spree 2017 Entertainment Owen Griffiths	1	600.00	
		Tintman Window Tinting - The Trustee for Griffiths Family Trust Total			600.00	600.00
EFT68716	25/08/2017	Titan Australia Pty Ltd T/AS NATIONAL TYRES	Payment	1		2,710.40
INV PSI259528	18/07/2017	Titan Australia Pty Ltd T/AS NATIONAL TYRES	Tyres and repairs	1	1,401.40	
INV PSI258927	10/07/2017	Titan Australia Pty Ltd T/AS NATIONAL TYRES	Tyres and repairs	1	1,309.00	
		Titan Australia Pty Ltd T/AS NATIONAL TYRES Total			2,710.40	2,710.40
EFT68575	14/08/2017	TJ Lilley & KA Martin T/A TJL Plumbing	Payment	1		379.50
INV 7230	21/07/2017	TJ Lilley & KA Martin T/A TJL Plumbing	Attend to repair blocked female toilets - Turf Club public ablutions, *estimate only*	1	110.00	
INV 7234	21/07/2017	TJ Lilley & KA Martin T/A TJL Plumbing	Repairs to burst solenoid valve - 32 Moseley	1	269.50	
EFT68802	31/08/2017	TJ Lilley & KA Martin T/A TJL Plumbing	Payment	1		1,182.50
INV 7299	08/08/2017	TJ Lilley & KA Martin T/A TJL Plumbing	Urgent call out to attend with septic system blockage during pump out - workshop toilet	1	275.00	
INV 7302	08/08/2017	TJ Lilley & KA Martin T/A TJL Plumbing	Attend to blocked urinal at Depot - unblock and treat with acid	1	170.50	
INV 7211	21/08/2017	TJ Lilley & KA Martin T/A TJL Plumbing	Inspect and rectify kitchen oven - no pilot light turning on, and dishwasher not working and full of water - Colin Matheson Pavilion	1	242.00	
INV 7300	15/08/2017	TJ Lilley & KA Martin T/A TJL Plumbing	Call out to SH Cemetery after no water at the site	1	495.00	
		TJ Lilley & KA Martin T/A TJL Plumbing Total			1,562.00	1,562.00
EFT68711	25/08/2017	TLS Auto Electrics	Payment	1		305.20
INV 18921	12/07/2017	TLS Auto Electrics	Titan 15lt - BBQ cleaner, Spearsan 15lt - Disinfectant cleaner - Sanitation, Spicesan 15lt - Disinfectant cleaner - Sanitation	1	305.20	
		TLS Auto Electrics Total			305.20	305.20
EFT68542	14/08/2017	TNT Express	Payment	1		247.16
INV 51384038	18/07/2017	TNT Express	Freight charges	1	247.16	
EFT68598	18/08/2017	TNT Express	Payment	1		188.56
INV 51414879	22/07/2017	TNT Express	Freight charges	1	188.56	
EFT68667	25/08/2017	TNT Express	Payment	1		67.17
INV 51444175	29/07/2017	TNT Express	Freight charges TNT	1	67.17	
EFT68760	31/08/2017	TNT Express	Payment	1		130.55
INV 51487158	05/08/2017	TNT Express	Freight charges	1	130.55	
		TNT Express Total			633.44	633.44
EFT68468	08/08/2017	Toll Ipec	Payment	1		46.27
INV 791-84	14/07/2017	Toll Ipec	Freight charges	1	24.98	
INV 791-83	07/07/2017	Toll Ipec	Freight charges	1	21.29	
EFT68530	14/08/2017	Toll Ipec	Payment	1		1,113.98
INV 527-958	14/07/2017	Toll Ipec	Freight charges	1	103.13	
INV 527959	21/07/2017	Toll Ipec	Freight charges	1	290.65	
INV 791-85	21/07/2017	Toll Ipec	Freight charges	1	720.20	
EFT68648	25/08/2017	Toll Ipec	Payment	1		2,374.58
INV 527-962	11/08/2017	Toll Ipec	Freight charges	1	295.82	

Government (Financial Management) Regulations 1996
LIST OF PAYMENTS - Payment Details for the Month of August 2017

Pg32

INV 527-961	04/08/2017	Toll Ipec	Freight charges	1	945.43	
INV 527-960	28/07/2017	Toll Ipec	Freight charges	1	1,133.33	
EFT68742	31/08/2017	Toll Ipec	Payment	1		530.12
INV 527-963	18/08/2017	Toll Ipec	Freight charges	1	465.53	
INV 643-49	18/08/2017	Toll Ipec	Freight charges	1	43.30	
INV 791-89	18/08/2017	Toll Ipec	Freight charges	1	21.29	
		Toll Ipec Total			4,064.95	4,064.95
DD37165.25	01/08/2017	Tolloora Superannuation Fund	Payment	1		680.60
INV SUPER	01/08/2017	Tolloora Superannuation Fund	Payroll Deduction	1	515.05	
INV DEDUCTION	01/08/2017	Tolloora Superannuation Fund	Payroll Deduction	1	165.55	
DD37215.25	15/08/2017	Tolloora Superannuation Fund	Payment	1		680.60
INV SUPER	15/08/2017	Tolloora Superannuation Fund	Payroll Deduction	1	515.05	
INV DEDUCTION	15/08/2017	Tolloora Superannuation Fund	Payroll Deduction	1	165.55	
DD37274.24	29/08/2017	Tolloora Superannuation Fund	Payment	1		680.60
INV SUPER	29/08/2017	Tolloora Superannuation Fund	Payroll Deduction	1	515.05	
INV DEDUCTION	29/08/2017	Tolloora Superannuation Fund	Payroll Deduction	1	165.55	
		Tolloora Superannuation Fund Total			2,041.80	2,041.80
EFT68712	25/08/2017	Total Eden Pty Ltd t/as Hydro Engineering	Payment	1		3,179.00
INV 405097829	21/07/2017	Total Eden Pty Ltd t/as Hydro Engineering	Repair and Service 2 x SEV 80.80.22.4.50B Grundfos Pumps, (As per Quote Ref 2017-0304),	1	3,179.00	
		Total Eden Pty Ltd t/as Hydro Engineering Total			3,179.00	3,179.00
EFT68494	08/08/2017	Total Safety & Fire Solutions	Payment	1		192.50
INV 103748	11/07/2017	Total Safety & Fire Solutions	Supply 2 x CO2 fire extinguisher sign & 1 x fire hose reel sign for Civic Centre - reception/foyer space	1	11.00	
INV 98425	05/04/2017	Total Safety & Fire Solutions	Monthly Test JDH. Credit Note from TSFS taken up twice by ToPH, hence 98425 to be paid again	1	181.50	
		Total Safety & Fire Solutions Total			192.50	192.50
EFT68534	14/08/2017	Town of Port Hedland Social Club	Payment	1		490.00
INV DEDUCTION	01/08/2017	Town of Port Hedland Social Club	Payroll Deduction		490.00	
EFT68588	18/08/2017	Town of Port Hedland Social Club	Payment	1		500.00
INV DEDUCTION	15/08/2017	Town of Port Hedland Social Club	Payroll Deduction		500.00	
		Town of Port Hedland Social Club Total			990.00	990.00
EFT68715	25/08/2017	Tox Free Australia Pty Ltd	Payment	1		5,397.35
INV 186960	27/07/2017	Tox Free Australia Pty Ltd	Removal of chemical waste from TOPH Depot, 11x Emulsion Pods, 3x full, + 8x Paint tins 4 n 10lt 1/2 full + Kerosene 205lt mostly empty, *Estimated cost	1	5,397.35	
		Tox Free Australia Pty Ltd Total			5,397.35	5,397.35
EFT68683	25/08/2017	T-Quip Turf Equipment	Payment	1		3,917.70
INV 69754#5	12/07/2017	T-Quip Turf Equipment	Hose-radiator low, hose-radiator upper	1	86.75	
INV 69631#5	05/07/2017	T-Quip Turf Equipment	Switch kit	1	840.55	
INV 69900#12	24/07/2017	T-Quip Turf Equipment	Wheels and assembly	1	579.35	
INV 69957#12	26/07/2017	T-Quip Turf Equipment	Blades - med (72 inch re/rear), blades - med (72 inch re/rear), blades - med (72 inch re/rear)	1	696.05	
INV 69886#5	21/07/2017	T-Quip Turf Equipment	Compressor, air spring kit	1	1,409.30	
INV 69821#5	18/07/2017	T-Quip Turf Equipment	Engine oil spin on, diesel spin on, outer air filter	1	305.70	
		T-Quip Turf Equipment Total			3,917.70	3,917.70
EFT68481	08/08/2017	Trackers Backhoe Services P/L	Payment	1		2,750.00
INV 16/1461	31/03/2017	Trackers Backhoe Services P/L	As per quote 16/146,Put 300mm of sand around pipes, Backfill to paver height, Compact, every 150mm after pipe coverage , Sweep area clean, Take left over dirt to landfill,	1	2,750.00	
		Trackers Backhoe Services P/L Total			2,750.00	2,750.00
EFT68614	18/08/2017	Truck Centre (wa) Pty Ltd	Payment	1		3,708.13
INV 7714156-000007	19/07/2017	Truck Centre (wa) Pty Ltd	Parts and repairs plus freight . Radiator, clamp and freight -refers to PO 149532. Cr Code should be 10976 on PO	1	3,708.13	
		Truck Centre (wa) Pty Ltd Total			3,708.13	3,708.13
EFT68585	18/08/2017	TS PILBARA	Payment	1		3,000.00
INV 150817	15/08/2017	TS PILBARA	Community Support Grant - Australian Navy Cadets - TS Pilbara - Support to participate in the Youth Adventure Sail Training Ship Leeuwin II	1	3,000.00	
		TS PILBARA Total			3,000.00	3,000.00
EFT68654	25/08/2017	Twentieth Century Fox Film Dist P/L	Payment	1		670.00
INV AU17B0018983	23/08/2017	Twentieth Century Fox Film Dist P/L	July 1st 2017 - Junes 30th 2018, Estimated on \$330 a movie x 2 a month The Boss Baby 07.07.17 - 12.07.17	1	670.00	
EFT68750	31/08/2017	Twentieth Century Fox Film Dist P/L	Payment	1		463.35
INV AU17B0016475	04/07/2017	Twentieth Century Fox Film Dist P/L	July 1st 2017 - Junes 30th 2018, Estimated on \$330 a movie x 2 a month The Boss Baby 25.05.17 - 31.05.17	1	133.35	

Government (Financial Management) Regulations 1996
LIST OF PAYMENTS - Payment Details for the Month of August 2017

INV AU17B0016474	04/07/2017	Twentieth Century Fox Film Dist P/L	July 1st 2017 - Junes 30th 2018, Estimated on \$330 a movie x 2 a month The Boss Baby 07.05.17 - 07.05.17	1	330.00	
		Twentieth Century Fox Film Dist P/L Total			1,133.35	1,133.35
DD37165.27	01/08/2017	TWU SUPER	Payment	1		259.22
INV SUPER	01/08/2017	TWU SUPER	Payroll Deduction	1	259.22	
DD37215.27	15/08/2017	TWU SUPER	Payment	1		259.22
INV SUPER	15/08/2017	TWU SUPER	Payroll Deduction	1	259.22	
DD37274.26	29/08/2017	TWU SUPER	Payment	1		259.22
INV SUPER	29/08/2017	TWU SUPER	Payroll Deduction	1	259.22	
		TWU SUPER Total			777.66	777.66
DD37165.6	01/08/2017	Unisuper	Payment	1		686.74
INV SUPER	01/08/2017	Unisuper	Payroll Deduction	1	506.02	
INV DEDUCTION	01/08/2017	Unisuper	Payroll Deduction	1	180.72	
DD37215.6	15/08/2017	Unisuper	Payment	1		766.31
INV SUPER	15/08/2017	Unisuper	Payroll Deduction	1	564.65	
INV DEDUCTION	15/08/2017	Unisuper	Payroll Deduction	1	201.66	
DD37274.6	29/08/2017	Unisuper	Payment	1		686.74
INV SUPER	29/08/2017	Unisuper	Payroll Deduction	1	506.02	
INV DEDUCTION	29/08/2017	Unisuper	Payroll Deduction	1	180.72	
		Unisuper Total			2,139.79	2,139.79
DD37165.34	01/08/2017	Vision Super	Payment	1		1,212.43
INV SUPER	01/08/2017	Vision Super	Payroll Deduction	1	1,212.43	
DD37215.34	15/08/2017	Vision Super	Payment	1		1,212.43
INV SUPER	15/08/2017	Vision Super	Payroll Deduction	1	1,212.43	
DD37274.33	29/08/2017	Vision Super	Payment	1		1,212.43
INV SUPER	29/08/2017	Vision Super	Payroll Deduction	1	1,212.43	
		Vision Super Total			3,637.29	3,637.29
EFT68731	25/08/2017	VJ Godfrey	Payment	1		1,320.00
INV 150817	15/08/2017	VJ Godfrey	Adjustments to playground prior to opening	1	1,320.00	
		VJ Godfrey Total			1,320.00	1,320.00
EFT68682	25/08/2017	WA Hino	Payment	1		3,855.21
INV 226860	31/07/2017	WA Hino	Valve assy, egr, no, gasket, egr valve, gasket,sub assy, exh mflid	1	3,855.21	
		WA Hino Total			3,855.21	3,855.21
DD37158.2	01/08/2017	WA Super	Payment	1		18.94
INV DEDUCTION	01/08/2017	WA Super	Payroll Deduction	1	18.94	
DD37165.1	01/08/2017	WA Super	Payment	1		29,218.48
INV SUPER	01/08/2017	WA Super	Payroll Deduction	1	25,221.95	
INV DEDUCTION	01/08/2017	WA Super	Payroll Deduction	1	400.00	
INV DEDUCTION	01/08/2017	WA Super	Payroll Deduction	1	727.03	
INV DEDUCTION	01/08/2017	WA Super	Payroll Deduction	1	166.93	
INV DEDUCTION	01/08/2017	WA Super	Payroll Deduction	1	82.46	
INV DEDUCTION	01/08/2017	WA Super	Payroll Deduction	1	731.52	
INV DEDUCTION	01/08/2017	WA Super	Payroll Deduction	1	267.36	
INV DEDUCTION	01/08/2017	WA Super	Payroll Deduction	1	440.48	
INV DEDUCTION	01/08/2017	WA Super	Payroll Deduction	1	196.47	
INV DEDUCTION	01/08/2017	WA Super	Payroll Deduction	1	307.69	
INV DEDUCTION	01/08/2017	WA Super	Payroll Deduction	1	32.85	
INV DEDUCTION	01/08/2017	WA Super	Payroll Deduction	1	466.27	
INV DEDUCTION	01/08/2017	WA Super	Payroll Deduction	1	117.10	
INV DEDUCTION	01/08/2017	WA Super	Payroll Deduction	1	34.82	
INV DEDUCTION	01/08/2017	WA Super	Payroll Deduction	1	25.55	
DD37171.1	01/08/2017	WA Super	Payment	1		645.17
INV SUPER	15/08/2017	WA Super	Payroll Deduction	1	645.17	
DD37171.2	15/08/2017	WA Super	Payment	1		6.26
INV DEDUCTION	15/08/2017	WA Super	Payroll Deduction	1	6.26	
DD37215.1	15/08/2017	WA Super	Payment	1		29,754.46
INV SUPER	15/08/2017	WA Super	Payroll Deduction	1	25,699.93	

Government (Financial Management) Regulations 1996
LIST OF PAYMENTS - Payment Details for the Month of August 2017

Pg34

INV DEDUCTION	15/08/2017	WA Super	Payroll Deduction	1	400.00	
INV DEDUCTION	15/08/2017	WA Super	Payroll Deduction	1	727.79	
INV DEDUCTION	15/08/2017	WA Super	Payroll Deduction	1	188.86	
INV DEDUCTION	15/08/2017	WA Super	Payroll Deduction	1	93.30	
INV DEDUCTION	15/08/2017	WA Super	Payroll Deduction	1	309.54	
INV DEDUCTION	15/08/2017	WA Super	Payroll Deduction	1	471.18	
INV DEDUCTION	15/08/2017	WA Super	Payroll Deduction	1	196.47	
INV DEDUCTION	15/08/2017	WA Super	Payroll Deduction	1	308.62	
INV DEDUCTION	15/08/2017	WA Super	Payroll Deduction	1	32.85	
INV DEDUCTION	15/08/2017	WA Super	Payroll Deduction	1	748.18	
INV DEDUCTION	15/08/2017	WA Super	Payroll Deduction	1	415.86	
INV DEDUCTION	15/08/2017	WA Super	Payroll Deduction	1	117.10	
INV DEDUCTION	15/08/2017	WA Super	Payroll Deduction	1	34.89	
INV DEDUCTION	15/08/2017	WA Super	Payroll Deduction	1	9.89	
DD37249.1	15/08/2017	WA Super	Payment	1		614.69
INV SUPER	29/08/2017	WA Super	Payroll Deduction	1	614.69	
DD37249.2	29/08/2017	WA Super	Payment	1		18.75
INV DEDUCTION	29/08/2017	WA Super	Payroll Deduction	1	18.75	
DD37274.1	29/08/2017	WA Super	Payment	1		28,177.23
INV SUPER	29/08/2017	WA Super	Payroll Deduction	1	24,468.04	
INV DEDUCTION	29/08/2017	WA Super	Payroll Deduction	1	400.00	
INV DEDUCTION	29/08/2017	WA Super	Payroll Deduction	1	511.53	
INV DEDUCTION	29/08/2017	WA Super	Payroll Deduction	1	166.93	
INV DEDUCTION	29/08/2017	WA Super	Payroll Deduction	1	82.46	
INV DEDUCTION	29/08/2017	WA Super	Payroll Deduction	1	309.54	
INV DEDUCTION	29/08/2017	WA Super	Payroll Deduction	1	440.48	
INV DEDUCTION	29/08/2017	WA Super	Payroll Deduction	1	196.47	
INV DEDUCTION	29/08/2017	WA Super	Payroll Deduction	1	237.52	
INV DEDUCTION	29/08/2017	WA Super	Payroll Deduction	1	32.85	
INV DEDUCTION	29/08/2017	WA Super	Payroll Deduction	1	775.70	
INV DEDUCTION	29/08/2017	WA Super	Payroll Deduction	1	423.45	
INV DEDUCTION	29/08/2017	WA Super	Payroll Deduction	1	117.10	
INV DEDUCTION	29/08/2017	WA Super	Payroll Deduction	1	6.48	
INV DEDUCTION	29/08/2017	WA Super	Payroll Deduction	1	8.68	
		WA Super Total			88,453.98	88,453.98
EFT68514	08/08/2017	WASTE WATER SERVICES PTY LTD	Payment	1		15,373.05
INV 5497	14/07/2017	WASTE WATER SERVICES PTY LTD	201516/143 Council Decision, Tender 17-15 Landfill Waste Water Treatment Plant Capital Costs, To deliver the Capital cost for design, supply and installation of 90m3/day sewage plant as per Contract & Annexure AS4910-2002 and Request of Tender inclusive of Tender Response.	1	15,373.05	
EFT68798	31/08/2017	WASTE WATER SERVICES PTY LTD	Payment	1		15,373.05
INV 5568	09/08/2017	WASTE WATER SERVICES PTY LTD	201516/143 Council Decision, Tender 17-15 Landfill Waste Water Treatment Plant Capital Costs, To deliver the Capital cost for design, supply and installation of 90m3/day sewage plant as per Contract & Annexure AS4910-2002 and Request of Tender inclusive of Tender Response.	1	15,373.05	
		WASTE WATER SERVICES PTY LTD Total			30,746.10	30,746.10
EFT68472	08/08/2017	WATER CORPORATION - PERTH	Payment	1		129,640.64
INV 9008353557/0717	19/07/2017	WATER CORPORATION - PERTH	2513IL Dempster Street 14/05/2017- 16/07/2017	1	804.63	
INV 9019376746/0717	24/07/2017	WATER CORPORATION - PERTH	19 Dempster St 15/05/2017-17/07/2017	1	266.45	
INV 9019376682/0717	24/07/2017	WATER CORPORATION - PERTH	Unit 3/19 Dempster St 01/07/2017-31/08/2017	1	229.95	
INV 9008343076/0717	24/07/2017	WATER CORPORATION - PERTH	16 Edgar St Port Hedland Lot 38 14/05/17-16/07/17	1	3,589.64	
INV 9008353522/0717	24/07/2017	WATER CORPORATION - PERTH	Kessing St 15/05/17-17/07/17, Kessing St 15/05/17-17/07/17	1	1,668.78	
INV 9008395781/0717	24/07/2017	WATER CORPORATION - PERTH	Yule Main South Hedland 20/05/2017-21/07/2017	1	989.06	
INV 9008365750/0717	21/07/2017	WATER CORPORATION - PERTH	1Leake St 22/06/2017-19/07/2017	1	11,155.14	
INV 9008395837/0717	24/07/2017	WATER CORPORATION - PERTH	Shoata RD South Hedland 20/05/2017-21/07/2017	1	2,754.52	
INV 9008348969/0717	20/07/2017	WATER CORPORATION - PERTH	McGregor St Spinifex Hill 22/06/2017-19/07/2017	1	3,712.75	
INV 9008344984/0717	19/07/2017	WATER CORPORATION - PERTH	DARLOT St 15/05/17-17/07/17	1	694.27	
INV 9016508344/0717	19/07/2017	WATER CORPORATION - PERTH	Road Verge Sutherland 15/05/17-17/07/17	1	7,911.79	

Government (Financial Management) Regulations 1996
LIST OF PAYMENTS - Payment Details for the Month of August 2017

INV 9009148336/0717	19/07/2017	WATER CORPORATION - PERTH	Lukis Street 15/05/17-17/07/17	1	6,798.19
INV 9008358198/0717	19/07/2017	WATER CORPORATION - PERTH	5744L Counihan CR 15/05/17-17/07/17	1	99.51
INV 9009371191/0717	19/07/2017	WATER CORPORATION - PERTH	McGregor ST Spinifex hill 17/05/17-16/07/17	1	3,688.56
INV 9009150495/0717	19/07/2017	WATER CORPORATION - PERTH	Park Wedgefield 14/05/17-15/07/17	1	1,425.79
INV 9008420828/0717	19/07/2017	WATER CORPORATION - PERTH	17 Schillaman St	1	42.53
INV 9019005670/0717	12/07/2017	WATER CORPORATION - PERTH	Kessing ST 01/07/17-30/06/18	1	331.92
INV 9009842678/0717	24/07/2017	WATER CORPORATION - PERTH	Anderson ST 17/05/17-21/07/17	1	1,545.36
INV 9016226777/0717	24/07/2017	WATER CORPORATION - PERTH	51 Hamilton RD 22/06/17-19/07/17	1	43.31
INV 9016298332/0717	24/07/2017	WATER CORPORATION - PERTH	EDGAR ST 17/05/17-21/07/17	1	618.14
INV 9008344933/0717	19/07/2017	WATER CORPORATION - PERTH	Anderson St 15/05/17-17/07/17	1	3,399.79
INV 9016299351/0717	24/07/2017	WATER CORPORATION - PERTH	EDGAR ST 17/05/17-21/07/17	1	1,164.10
INV 9009150866/0717	24/07/2017	WATER CORPORATION - PERTH	Wilson St 17/05/17-21/07/17	1	884.35
INV 9008419907/0717	24/07/2017	WATER CORPORATION - PERTH	4 Cajarina RD 17/05/17-21/07/17	1	2,625.98
INV 9008346808/0717	24/07/2017	WATER CORPORATION - PERTH	McGregor ST 16/05/17-16/07/17	1	1,368.20
INV 9013515557/0717	19/07/2017	WATER CORPORATION - PERTH	Road Verge Sutherland St 19/05/17-17/07/17	1	8.09
INV 9008342823/0717	24/07/2017	WATER CORPORATION - PERTH	11 Wedge ST 17/05/17-21/07/17	1	58.68
INV 9008377786/0717	20/07/2017	WATER CORPORATION - PERTH	MUROCH DR 22/06/17-19/07/17	1	7,795.63
INV 9008342911/0717	24/07/2017	WATER CORPORATION - PERTH	3-6 Richardson ST 17/05/17-21/07/17	1	4,947.65
INV 9008359166/0717	24/07/2017	WATER CORPORATION - PERTH	30 Matheson DR 17/05/17-21/07/17	1	65.42
INV 9008348942/0717	24/07/2017	WATER CORPORATION - PERTH	McGregor ST Spinifex Hill 17/05/17-21/07/17	1	594.84
INV 9019637432/0717	25/07/2017	WATER CORPORATION - PERTH	Limestone RD 26/05/17-20/07/17	1	232.37
INV 9008357494/0717	24/07/2017	WATER CORPORATION - PERTH	ATHOL Street 17/05/17-21/07/17	1	304.23
INV 9008359430/0717	24/07/2017	WATER CORPORATION - PERTH	Great Northern HWY 17/05/17-21/07/17	1	873.07
INV 9017164774/0717	25/07/2017	WATER CORPORATION - PERTH	Throssell RD20/05/17-22/07/17	1	1,461.89
INV 9009352660/0717	25/07/2017	WATER CORPORATION - PERTH	McLarty BVD 20/05/17-22/07/17	1	10,078.02
INV 9008365806/0717	25/07/2017	WATER CORPORATION - PERTH	4 McLarty BVD 20/05/17-22/07/17	1	1,733.56
INV 9016508336/0717	19/07/2017	WATER CORPORATION - PERTH	Sutherland St 15/05/17-17/07/17	1	406.08
INV 9015824273/0717	19/07/2017	WATER CORPORATION - PERTH	Panija PDE 15/05/17-17/07/17	1	9,071.38
INV 9011015719/0717	19/07/2017	WATER CORPORATION - PERTH	PINGA Street 15/05/17-17/07/17	1	419.62
INV 9009843136/0717	25/07/2017	WATER CORPORATION - PERTH	North Circular RD 20/05/17-22/07/17	1	1,040.02
INV 9020896423/0717	26/07/2017	WATER CORPORATION - PERTH	Water charges for 38 Catamore Rd, South Hedland for 22/05/17 to 24/07/17	1	175.01
INV 9009157523/0717	26/07/2017	WATER CORPORATION - PERTH	Water charges for 6 Daylesford Rd South Hedland for 22/05/17 to 24/07/17	1	1,466.43
INV 9009158710/0717	26/07/2017	WATER CORPORATION - PERTH	Water charges for Park at Trainee Cres, South Hedland for 22/05/17 to 24/07/17	1	5,962.61
INV 9009257874/0717	26/07/2017	WATER CORPORATION - PERTH	Water charges for Trumpet Way, South Hedland for 22/05/17 to 24/07/17	1	333.89
INV 9009843195/0717	26/07/2017	WATER CORPORATION - PERTH	Water charges for Cottier Drive, South Hedland for 22/05/17 to 23/07/17	1	83.47
INV 9009843208/0717	26/07/2017	WATER CORPORATION - PERTH	Water charges for Corboys Place, South Hedland for 22/05/17 to 24/07/17	1	814.42
INV 9016175578/0717	26/07/2017	WATER CORPORATION - PERTH	Water charges for Garden at Wilson St, Port Hedland for 17/05/17 to 21/07/17	1	11,656.75
INV 9016429638/0717	26/07/2017	WATER CORPORATION - PERTH	Water charges for Pepper St, South Hedland for 22/05/17 to 24/07/17	1	949.78
INV 9018541893/0717	26/07/2017	WATER CORPORATION - PERTH	Water charges for Lapwing Way, South Hedland for 22/05/17 to 24/07/17	1	2,716.22
INV 9020896482/0717	26/07/2017	WATER CORPORATION - PERTH	Water charges for Unit 4/38 Catamore Ct Service Charges	1	190.79
INV 9008384572/0717	26/07/2017	WATER CORPORATION - PERTH	Water charges for 14 Koolama Cr 22.05.17 - 24.07.17 RD	1	551.07
INV 9020896458/0717	26/07/2017	WATER CORPORATION - PERTH	Water charges for Unit 1/38 Catamore Ct Service Charges	1	198.84
INV 9020896490/0717	26/07/2017	WATER CORPORATION - PERTH	Water charges for Unit 5/38 Catamore Ct Service Charges	1	198.84
INV 9020896503/0717	26/07/2017	WATER CORPORATION - PERTH	Water charges for Unit 6/38 Catamore Ct Service Charges	1	190.79
INV 9020896538/0717	26/07/2017	WATER CORPORATION - PERTH	Water charges for Unit 8/38 Catamore Ct Service Charges	1	190.79
INV 9020896474/0717	26/07/2017	WATER CORPORATION - PERTH	Water charges for Unit 3/38 Catamore Ct Service Charges	1	190.79
INV 9020896466/0717	26/07/2017	WATER CORPORATION - PERTH	Water charges for Unit 2/38 Catamore Ct Service Charges	1	190.79
INV 9008369903/0717	26/07/2017	WATER CORPORATION - PERTH	Water charges for 12 Janice Way 22.05.17 - 24.07.17	1	210.11
INV 9008369954/0717	26/07/2017	WATER CORPORATION - PERTH	Water charges for 4 Janice Way 22.05.17 - 24.07.17	1	213.33
INV 9008357574/0717	26/07/2017	WATER CORPORATION - PERTH	29 Sheridan RD 22/05/17-24/07/17	1	3,277.97
INV 9008359422/0717	26/07/2017	WATER CORPORATION - PERTH	Water charges for Beach Facilities Esplanade Port Hedland	1	2,783.90
INV 9020896511/0717	27/07/2017	WATER CORPORATION - PERTH	Water charges for Unit 7/38 Catamore Ct Service Charges	1	190.79
EFT68532	14/08/2017	WATER CORPORATION - PERTH	Payment	1	
INV 9008351578/0717	19/07/2017	WATER CORPORATION - PERTH	26 Robinson St 14/05/2017-17/07/2017	1	249.51
INV 9010415606/0717	19/07/2017	WATER CORPORATION - PERTH	57B Lukis St 15/05/17-17/07/17	1	390.61
INV 9010410880/0717	19/07/2017	WATER CORPORATION - PERTH	Unit 29A Gratwick St 15/05/17-17/07/17	1	268.01

7,320.43

Government (Financial Management) Regulations 1996
LIST OF PAYMENTS - Payment Details for the Month of August 2017

Pg36

INV 9010410872/0717	19/07/2017	WATER CORPORATION - PERTH	Unit 29B Gratwick St 15/05/17-17/07/17	1	256.91	
INV 9010415614/0717	19/07/2017	WATER CORPORATION - PERTH	Unit 57A Lukis St 15/05/17-17/07/17	1	252.15	
INV 9008358630/0717	19/07/2017	WATER CORPORATION - PERTH	18 Counihan CR 15/05/17-17/07/17	1	1,172.75	
INV 9008355106/0717	19/07/2017	WATER CORPORATION - PERTH	14 Goode St 15/05/17-16/07/17	1	354.68	
INV 9008351228/0717	19/07/2017	WATER CORPORATION - PERTH	House 115 Athol St 15/05/17-16/07/17	1	404.90	
INV 9008354680/0717	19/07/2017	WATER CORPORATION - PERTH	House 1 Craig St 15/05/17-17/07/17	1	380.58	
INV 9008350495/0717	19/07/2017	WATER CORPORATION - PERTH	82 Sutherland St 14/05/17-16/07/17	1	893.61	
INV 9008350102/0717	19/07/2017	WATER CORPORATION - PERTH	House 32 Moseley St 14/05/17-16/07/17	1	403.55	
INV 9017233178/0717	19/07/2017	WATER CORPORATION - PERTH	Unit 8/52 Morgans St 15/05/17-17/07/17	1	239.47	
INV 9008351930/0717	19/07/2017	WATER CORPORATION - PERTH	96 Sutherland St 14/05/17-17/07/17	1	229.95	
INV 9017502630/0717	19/07/2017	WATER CORPORATION - PERTH	52 Morgans St 15/05/17-17/07/17	1	14.27	
INV 9008350583/0717	19/07/2017	WATER CORPORATION - PERTH	85 Sutherland St 14/05/17-16/07/17	1	312.95	
INV 9017233100/0717	19/07/2017	WATER CORPORATION - PERTH	Unit 5/52 Morgans St 15/05/17-17/07/17	1	258.50	
INV 9017233098/0717	19/07/2017	WATER CORPORATION - PERTH	Unit 1/52 Morgans St 15/05/17-17/07/17	1	231.54	
INV 9017233119/0717	19/07/2017	WATER CORPORATION - PERTH	Unit 3/52 Morgans St 15/05/17-17/07/17	1	283.87	
INV 9017233135/0717	19/07/2017	WATER CORPORATION - PERTH	Unit 5/52 Morgans St 15/05/17-17/07/17	1	239.47	
INV 9017233127/0717	19/07/2017	WATER CORPORATION - PERTH	Unit 4/52 Morgans St 15/05/17-17/07/17	1	229.95	
INV 9017233143/0717	19/07/2017	WATER CORPORATION - PERTH	Unit 6/52 Morgans St 15/05/17-17/07/17	1	253.20	
EFT68651	25/08/2017	WATER CORPORATION - PERTH	Payment	1		2,846.78
INV 9021895211/0817	04/08/2017	WATER CORPORATION - PERTH	Water charges for Plant at Public Spaces 06.07.17 - 03.08.17	1	1,082.93	
INV 9008359166/0817	03/08/2017	WATER CORPORATION - PERTH	Water charges for Playground at 30 Matheson Place 15.05.17 - 21.07.17	1	1,721.32	
INV 9020865811/0717	24/07/2017	WATER CORPORATION - PERTH	Water charges for Port Hedland Vacant Land Non Res Altitude Avenue Lot 413 PH	1	42.53	
EFT68747	31/08/2017	WATER CORPORATION - PERTH	Payment	1		229.95
INV 9017233151/0817	04/08/2017	WATER CORPORATION - PERTH	Water charges for 7/52 Morgans St, Port Hedland for 15/05/17 to 17/07/17	1	229.95	
		WATER CORPORATION - PERTH Total			140,037.80	140,037.80
EFT68587	18/08/2017	Western Australian Local Government Association	Payment	1		56,806.35
INV I3065860	11/07/2017	Western Australian Local Government Association	WALGA 2017/18 Subscriptions - Membership/Associate Membership, WALGA 2017/18 Subscriptions - Procurement Services, WALGA 2017/18 Subscriptions - Tax Services, WALGA 2017/18 Subscriptions - Council Connect, WALGA 2017/18 Subscriptions - Employee Relations, WALGA 2017/18 Subscriptions - Local Law Service, WALGA 2017/18 Subscriptions - Governance Services	1	56,806.35	
		Western Australian Local Government Association Total			56,806.35	56,806.35
EFT68476	08/08/2017	Western Australian Treasury Corporation	Payment	1		21,889.08
INV 123	24/07/2017	Western Australian Treasury Corporation	Loan No. 123 Principal payment - Construction of State Emergency Shed, Loan No. 123 Interest payment - Construction of State Emergency Shed		21,889.08	
EFT68659	25/08/2017	Western Australian Treasury Corporation	Payment	1		92,334.64
INV 126	15/08/2017	Western Australian Treasury Corporation	Loan No. 126 Principal payment - SSL - Yacht Club, Loan No. 126 Interest payment - SSL - Yacht Club		4,350.04	
INV 128	15/08/2017	Western Australian Treasury Corporation	Loan No. 128 Principal payment - SSL - YACHT CLUB ADDITIONAL, Loan No. 128 Interest payment - SSL - YACHT CLUB ADDITIONAL		2,112.70	
INV 138	15/08/2017	Western Australian Treasury Corporation	Loan No. 138 Principal payment - South Hedland Bowling and Tennis Club, Loan No. 138 Interest payment - South Hedland Bowling and Tennis Club		20,271.93	
INV 139	15/08/2017	Western Australian Treasury Corporation	Loan No. 139 Principal payment - To fund the construction of Staff housing, Loan No. 139 Interest payment - To fund the construction of Staff housing		65,599.97	
		Western Australian Treasury Corporation Total			114,223.72	114,223.72
DD37165.30	01/08/2017	Westpac Mastertrust Superannuation Division	Payment	1		1,123.78
INV SUPER	01/08/2017	Westpac Mastertrust Superannuation Division	Payroll Deduction	1	1,013.49	
INV DEDUCTION	01/08/2017	Westpac Mastertrust Superannuation Division	Payroll Deduction	1	110.29	
DD37215.32	15/08/2017	Westpac Mastertrust Superannuation Division	Payment	1		1,254.12
INV SUPER	15/08/2017	Westpac Mastertrust Superannuation Division	Payroll Deduction	1	1,112.05	

Government (Financial Management) Regulations 1996
LIST OF PAYMENTS - Payment Details for the Month of August 2017

Pg37

INV DEDUCTION	15/08/2017	Westpac Mastertrust Superannuation Division	Payroll Deduction	1	142.07	
DD37274.31	29/08/2017	Westpac Mastertrust Superannuation Division	Payment	1		1,254.12
INV SUPER	29/08/2017	Westpac Mastertrust Superannuation Division	Payroll Deduction	1	1,112.05	
INV DEDUCTION	29/08/2017	Westpac Mastertrust Superannuation Division	Payroll Deduction	1	142.07	
Westpac Mastertrust Superannuation Division Total					3,632.02	3,632.02
EFT68475	08/08/2017	WESTRAC PTY LTD	Payment	1		14.39
INV PI1498305	21/06/2017	WESTRAC PTY LTD	Seal	1	14.39	
EFT68657	25/08/2017	WESTRAC PTY LTD	Payment	1		6,898.88
INV SI1285336	04/07/2017	WESTRAC PTY LTD	Services - Parts and Labour	1	1,209.56	
INV SI1288075	22/07/2017	WESTRAC PTY LTD	Repairs Parts and Labour	1	5,497.66	
INV PI1576708	20/07/2017	WESTRAC PTY LTD	Parts and repairs	1	191.66	
WESTRAC PTY LTD Total					6,913.27	6,913.27
EFT68692	25/08/2017	Whelans (WA) Pty Ltd - (Veris)	Payment	1		5,721.10
INV 70826	31/07/2017	Whelans (WA) Pty Ltd - (Veris)	Completion of Works Detailed in Task 3 Subdivision of Lot 413 to 416 Quinnup Way Kingsford Smith Business Park	1	4,345.00	
INV 70834	31/07/2017	Whelans (WA) Pty Ltd - (Veris)	Subdivision of Lots 413 to 416 Quinnup Way - Kingsford Smith Business Park Project management	1	1,376.10	
Whelans (WA) Pty Ltd - (Veris) Total					5,721.10	5,721.10
EFT68548	14/08/2017	White Knight Industries	Payment	1		98.70
INV 27314	24/07/2017	White Knight Industries	Repairs to roller door of garage 11b McGregor	1	98.70	
EFT68601	18/08/2017	White Knight Industries	Payment	1		79.20
INV 27338	26/07/2017	White Knight Industries	Key cutting for Marquee Park -	1	79.20	
EFT68763	31/08/2017	White Knight Industries	Payment	1		144.65
INV 27388	01/08/2017	White Knight Industries	Repair lock for garage at 11b McGregor - due to broken key in lock	1	45.65	
INV 27483	15/08/2017	White Knight Industries	Re-Key barrel for lock on power board at Len Taplin Child care and supply 3 keys	1	46.20	
INV 27369	31/07/2017	White Knight Industries	Set of 3 keys copied for 8/52 Morgans St	1	52.80	
White Knight Industries Total					322.55	322.55
EFT68482	08/08/2017	Wurth Australia Pty Ltd	Payment	1		15.13
INV 4305927565	11/07/2017	Wurth Australia Pty Ltd	DIN 7985 STAINLESS STEEL A2	1	15.13	
EFT68767	31/08/2017	Wurth Australia Pty Ltd	Payment	1		1,974.25
INV 4305960186	07/08/2017	Wurth Australia Pty Ltd	Glove -cut protection - Mechanics	1	159.32	
INV 4305958235	04/08/2017	Wurth Australia Pty Ltd	Parts, Labour and repairs	1	931.43	
INV 4305963871	09/08/2017	Wurth Australia Pty Ltd	Repairs, Parts and Labour	1	883.50	
Wurth Australia Pty Ltd Total					1,989.38	1,989.38
EFT68549	14/08/2017	YMCA OF PERTH	Payment	1		234,755.77
INV SI-A002115	18/07/2017	YMCA OF PERTH	Marquee Park - YMCA Facilities Management inclusive of all services & staff training \$4805.76 per month ex GST	1	5,286.34	
INV SI-A002110	18/07/2017	YMCA OF PERTH	Marquee Park - Management Fees of \$605.58 Per month ex GST	1	799.36	
INV SI-A002113	18/07/2017	YMCA OF PERTH	Gratwick - YMCA Facilities Management with Operating Deficit of \$62,104.07 per month(Ex GST) & 7.1% Management Fees(against Expenses) of \$5,486.62 per month(ex GST), SHAC - YMCA Facilities Management with Operating Deficit of \$98139.20 per month(Ex GST) & 7.1% Management Fees(against Expenses) of \$7691.35 per month(ex GST)	1	109,554.08	
INV SI-A002112	18/07/2017	YMCA OF PERTH	Gratwick - YMCA Facilities Management with Operating Deficit of \$62,104.07 per month(Ex GST) & 7.1% Management Fees(against Expenses) of \$5,486.62 per month(ex GST), SHAC - YMCA Facilities Management with Operating Deficit of \$98139.20 per month(Ex GST) & 7.1% Management Fees(against Expenses) of \$7691.35 per month(ex GST)	1	68,773.89	
INV SI-A002111	18/07/2017	YMCA OF PERTH	Gratwick - YMCA Facilities Management with Operating Deficit of \$62,104.07 per month(Ex GST) & 7.1% Management Fees(against Expenses) of \$5,486.62 per month(ex GST), SHAC - YMCA Facilities Management with Operating Deficit of \$98139.20 per month(Ex GST) & 7.1% Management Fees(against Expenses) of \$7691.35 per month(ex GST)	1	49,887.10	
INV SI-A002120	19/07/2017	YMCA OF PERTH	Facility booking - Wanangkura Stadium - Jimblebar Room - Strong Leaders 20-21 July 2017	1	455.00	
EFT68766	31/08/2017	YMCA OF PERTH	Payment	1		23,409.57
INV SI-A002289	01/08/2017	YMCA OF PERTH	Casual Visits, Memberships and Facility Hire for FMG - 1 July 2017 to 30 June 2018 July 2017	1	23,409.57	
YMCA OF PERTH Total					258,165.34	258,165.34
EFT68466	08/08/2017	Youth Involvement Council	Payment	1		1,991.00
INV 6371	28/07/2017	Youth Involvement Council	Catering for all staff training at the Depot (75pax) on 28th July 2017 including delivery fee	1	1,991.00	
Youth Involvement Council Total					1,991.00	1,991.00

Government (Financial Management) Regulations 1996
LIST OF PAYMENTS - Payment Details for the Month of August 2017

Pg38

EFT68506	08/08/2017	YURRA PTY LTD	Payment	1		12,705.00
INV 977	24/07/2017	YURRA PTY LTD	Cemetery power and water upgrade, 1. Construction of a pindan pad for the installation of a power service.	1	3,850.00	
INV 978	24/07/2017	YURRA PTY LTD	Upgrade of the Water Supply for Irrigation, -Supply and install poly, -Plumber for connection from existing Water meter to Irrigation compound	1	8,855.00	
EFT68566	14/08/2017	YURRA PTY LTD	Payment	1		51,112.22
INV 975	24/07/2017	YURRA PTY LTD	Contract 2016-06: Kingsford Smith Business Park Landscaping, 1 Preliminaries, a) Mobilisation item \$3,360.00 , b) Project Management item \$6,960.00 , c) Safety and Signage item \$1,860.00 , d) Traffic Management item \$5,400.00 , e) Demobilisation item\$3,360.00, 2 Site Works and Set out, a) Minor Trim and Box Out (800.00 X \$13.20/m2) \$10,560.00, 3 Soft Landscaping , a) Supply and Install 100 litre Delonix ea (6.00 X \$540.00) \$3,240.00, b) Supply and Install 30 litre Eucalyptus Victrix ea (17.00 X \$234.00) \$3,978.00, c)Supply and Install 130 mm Eremophila ea (280.00 X \$19.20) \$5,376.00, d) Supply and Install Terracottem to Trees ea (23.00 X \$31.80) \$731.40, e) Supply and Install Terracottem to Shrubs ea (280.00 X\$7.32) \$2,049.60, f)Supply and Install Organic Mulch (800.00x \$36.00/m2) \$28,800.00, g) Supply and Install Native Seed (700.00 X \$4.56/m2) \$3,192.00, h)Supply and Install Coir Matting (280.00 X \$14.40/m2) \$4,032.00, Irrigation , a) Compound item 1.00 \$41,323, b) Design and Construct Irrigation System item\$48,420.00, c) PS Under boring item \$19,944.00, d) PS Power Supply item	1	51,112.22	
		YURRA PTY LTD Total			63,817.22	63,817.22
EFT68764	31/08/2017	Zooby Cabinets	Payment	1		120.00
INV 718	28/07/2017	Zooby Cabinets	Re-edging of commercial kitchen cabinets - JD Hardie	1	120.00	
		Zooby Cabinets Total			120.00	120.00
		Grand Total			3,438,343.77	3,438,343.77

Government (Financial Management) Regulations 1996
LIST OF PAYMENTS - Payment Details for the Month of August 2017

Pg39

REPORT TOTALS

Bank Code	Bank Name	TOTAL
1	MUNI 086905 508364446	\$ 3,436,296.77
3	TRUST086905 508364489	\$ 2,047.00
TOTAL	List of Payments	\$ 3,438,343.77
Payroll		
01/08/2017	Payroll	\$ 380,402.18
15/08/2017	Payroll	\$ 10,408.52
15/08/2017	Payroll	\$ 57,107.18
15/08/2017	Payroll	\$ 492,844.83
29/08/2017	Payroll	\$ 22,545.38
29/08/2017	Payroll	\$ 374,582.18
TOTAL	Payroll	\$ 1,337,890.27
Other		
31/08/2017	Bank Fees and Charges	\$ 3,106.85
31/08/2017	Direct Debit Charges	\$ 220.15
TOTAL	Other	\$ 3,327.00
Investments		
BOQ TD Start Date: 16/8/2017 End Date: 22/6/2018		
16/08/2017	@ 2.70%	\$ 2,000,000.00
BOQ TD Start Date: 29/8/2017 End Date: 6/7/2018 @		
29/08/2017	2.58%	\$ 10,000,000.00
TOTAL	Investments Lodged	\$ 12,000,000.00
Grand Total		\$ 16,779,561.04